



# Tantram

NEW BRUNSWICK



## 2026 Budget Breakdown

# WELCOME!

WE PUT TOGETHER A BALANCED BUDGET THAT  
COVERS OUR KEY PRIORITIES AND DAY-TO-DAY  
OPERATIONS.

## TABLE OF CONTENTS

What am I Getting for my Tax Dollars?	3
Property Taxes	4
How Your Property Tax Bill Is Calculated	4
Assessment Freeze Explained	5
Inflation's impact On Municipal Expenses	6
Why We Pay for Capital Projects out of Revenue	6
Cost of Borrowing One Million Dollars	6
Budget Breakdown	7
At a Glance	7
Where Tantramar's Operating Budget Is Spent	8
Shared vs Non-Shared Services	9
2026 Capital Expenditures	10
Federal and Provincial Funding	11
Sackville and Dorchester 2026 Utility Operating Budget	12
Sackville and Dorchester 2026 Utility Revenue Sources	12
Sackville Residential Water and Sewer Rates	13
Sackville Minimum Charges	13
Dorchester Residential Water and Sewer Rates	14
Dorchester Annual Costs	14



**Tantramar**  
NEW BRUNSWICK

FOSTERING A CONNECTED, CREATIVE COMMUNITY THAT THRIVES IN  
HARMONY WITH NATURE, INNOVATION AND INCLUSIVITY.

**Disclaimer:** All figures presented in this budget breakdown are unaudited estimates and are subject to change. Final amounts may vary as additional information becomes available or adjustments are made.

## 2025 FIRE CALLS

SACKVILLE	303
DORCHESTER	50
POINT DE BUTE	37

3 FIRE STATIONS

17 FLEET VEHICLES



14 FULL-TIME RCMP OFFICERS



under a direct MPESA contract with the Federal Government.

BY-LAW ENFORCEMENT AND ANIMAL CONTROL



LAND USE PLANNING AND ECONOMIC DEVELOPMENT

# WHAT AM I GETTING FOR MY TAX DOLLARS?

A WIDE ARRAY OF **COMMUNITY AND CULTURAL EVENTS AND PROGRAMS**

18 kms OF MAINTAINED TRAIL SYSTEMS




8 parks, several smaller greenspaces, 4 ball diamonds, 3 soccer/football fields, 4 playgrounds, 1 arena, 1 outdoor rink, 3 community centres, 1 skateboard park, 2 outdoor sporting pads, 1 splash pad, and 1 cemetery

UPKEEP AND SNOW CLEARING OF ROADS IN SACKVILLE AND DORCHESTER paid for by Sackville and Dorchester residents former LSD roads are DTI maintained



ACTION ON **SOCIAL ISSUES**

- Healthcare worker recruitment
- Housing
- Climate change



WASTE MANAGEMENT

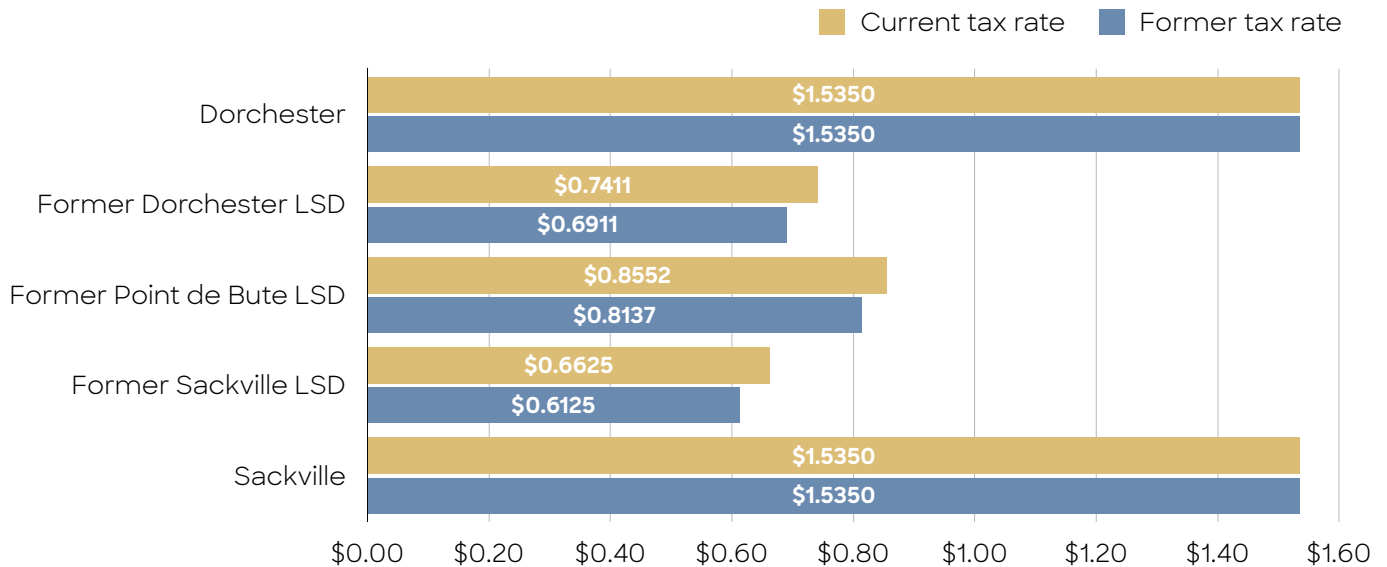
AND MUCH MORE

# PROPERTY TAXES

## HOW MUCH PROPERTY TAXES AM I PAYING AND WHY?

### Municipal Tax Rate

The **Municipal tax rates** in the former LSD areas moved closer to the rate of \$0.8552 to align with the Provincial guidance to ensure fair and equitable cost sharing for municipal services. Council balanced this budget so our communities have enough money to cover our needs.



## HOW YOUR PROPERTY TAX BILL IS CALCULATED

A **Municipal tax rate** determines how much **property tax** you pay for every \$100 of your home's value (**provincial assessment**).

### How to calculate your municipal taxes

If a home in Sackville is worth \$300,000 and the **municipal tax rate** is \$1.5350 for every \$100:

- **Start with your home value**      \$300,000  
(**provincial assessment**)
- **Divide by 100**  
\$300,000 ÷ \$100 =                      \$3,000
- **Multiply by the Sackville**  
**municipal tax rate**  
\$3,000 × \$1.5350 =                      \$4,605

The yearly **municipal property tax** on a \$300,000 home in Sackville      **\$4,605**



**MUNICIPAL TAX RATES** are the multipliers applied to the assessed value of properties. These rates are set by council to fund municipal services.



**X**

Your property **ASSESSMENT** is the value of your property as determined by the provincial government for taxation purposes. This process considers various factors, including the property's size, location, and condition, and is performed annually. **Your rate is what you pay per \$100 in assessed value.**




**= PROPERTY TAX**

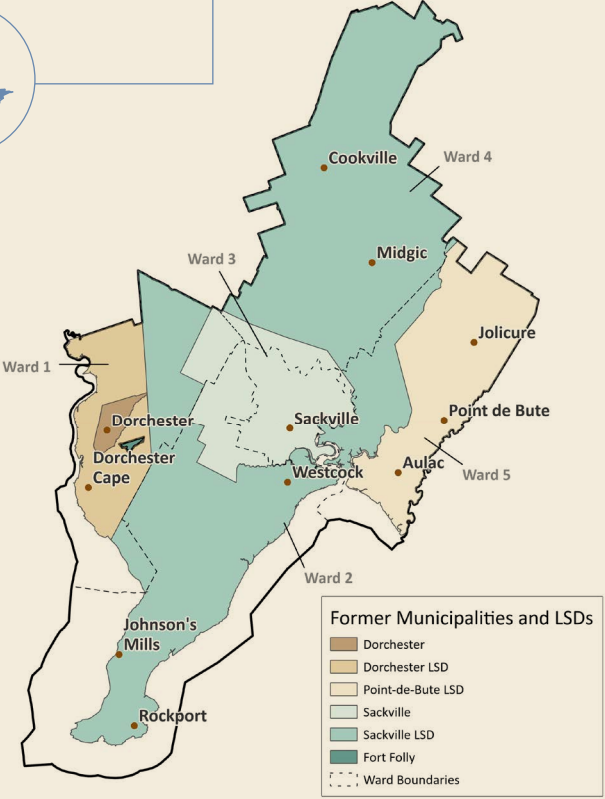
### ASSESSMENT FREEZE EXPLAINED

This year, **most assessments have been frozen** by the provincial government, so they will not be increasing, meaning your only **property tax bill** increase is coming from the **municipal tax rate** increase.

**SERVICE NEW BRUNSWICK**  
[Learn more about how your property taxes are calculated](#)



- 1-888-762-8600**  
 This toll-free number connects you to Teleservices, where you can:
- File a formal Request for Review (RfR)
  - Speak to a property assessor
  - Request a copy of your Property Assessment Notice

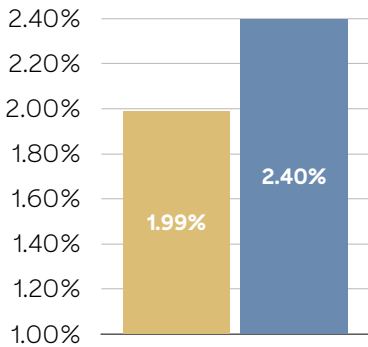


Your Taxation boundaries are different from your ward boundaries.

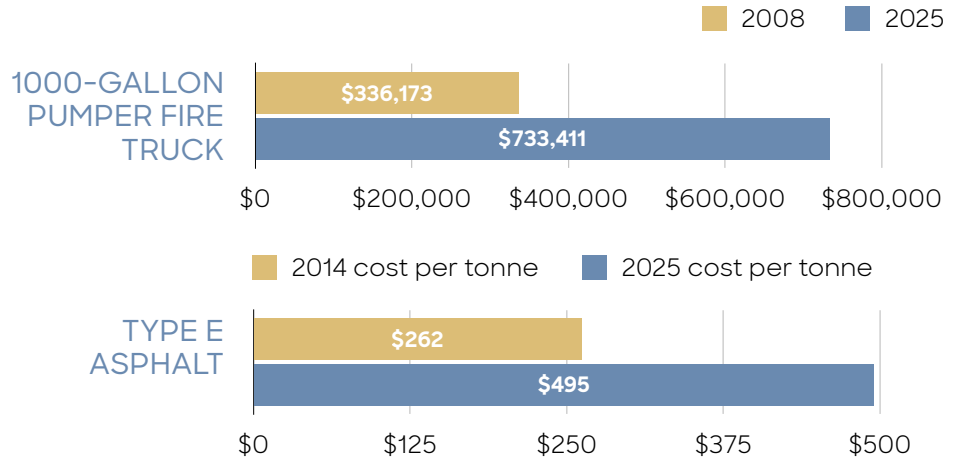
# INFLATION'S IMPACT ON MUNICIPAL EXPENSES

Tantramar's Operating Budget increased by 1.99% from 2025. During that time, costs went up by an average of 2.40% according to the Consumer Price Index. Many municipal expenses have risen faster than the Consumer Price Index.

■ Tantramar Operating Budget  
■ Consumer Price Index



## MUNICIPAL EXPENSE EXAMPLES



## WHY WE PAY FOR CAPITAL PROJECTS OUT OF REVENUE

### INSTEAD OF BORROWING

When the municipality borrows money, we must pay it back with interest. Interest is money that does not build roads, fix pipes, or support programs. It goes to the lender.

### A BORROWING REALITY

At an interest rate of about 5%, for every \$100,000 we borrow over 10 years, we pay about \$27,000 in interest. For one million over 10 years, that's about \$270,000 in interest. A one million dollar project, if financed, would cost about \$1.27 million in total once interest is included. That's \$270,000 that did not get invested into the municipality rather paid to lender for borrowing money.

## COST OF BORROWING ONE MILLION DOLLARS

NUMBER OF LOANS	Interest rate (%)	Amount (\$) in interest
1	5%	\$295,048
3	5%	\$885,143
5	5%	\$1,475,238
10	5%	\$2,950,475

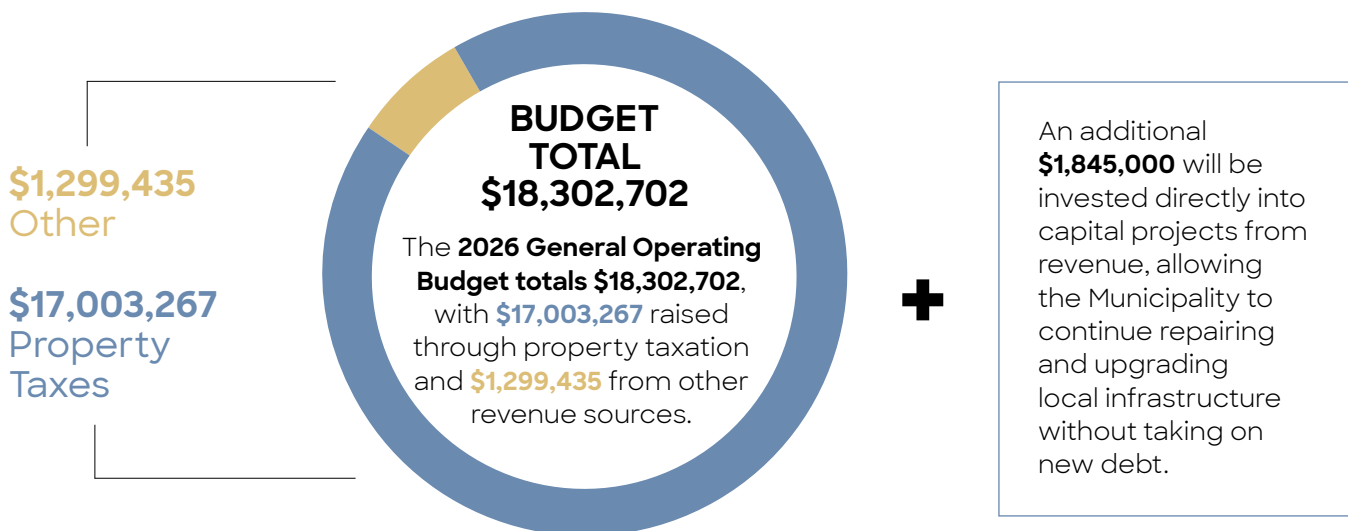


### WHAT THIS MEANS FOR TANTRAMAR

- Interest costs can add up to hundreds of thousands of dollars on a single project.
- This is money that could have been used for roads, parks, fire services, and other priorities.
- If interest rates go up, borrowing becomes even more expensive.

# BUDGET BREAKDOWN

A RESPONSIBLE BUDGET THAT DELIVERS VALUE AND ADVANCES OUR STRATEGIC VISION



## AT A GLANCE

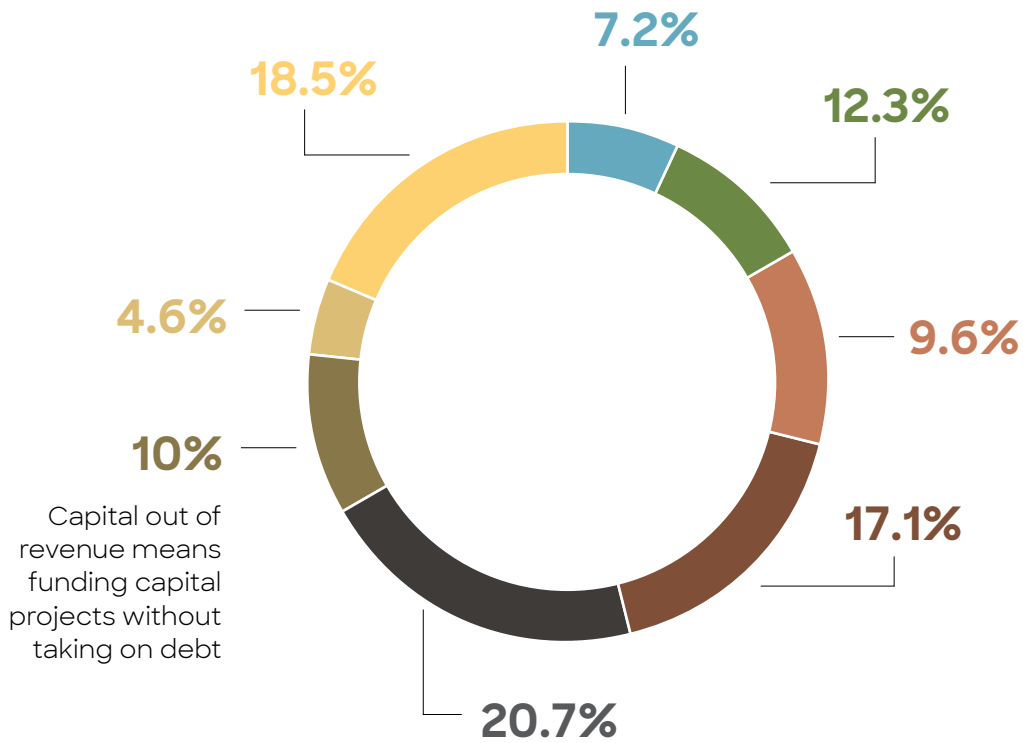
DEPARTMENT	2024 BUDGET	2025 BUDGET	2026 BUDGET	SERVICES
<b>Active Living &amp; Culture (ALC)</b>	\$1.99M	\$2.14M	\$2.24M	Parks, trails, recreational facilities, community events
<b>Capital Reserve Fund Transfer</b>	\$0.20M	\$0.25M	\$0.00M	Local infrastructure projects (no new borrowing)
<b>Community &amp; Corporate Services (CCS)</b>	\$1.03M	\$1.09M	\$1.31M	Tourism, communications, health care, climate projects & housing and economic development
<b>Debt Charges</b>	\$1.04M	\$0.99M	\$0.84M	Local infrastructure projects (no new borrowing)
<b>Engineering &amp; Public Works</b>	\$3.45M	\$3.70M	\$3.79M	Roads, snow removal, streetlights, waste collection
<b>Finance &amp; Administration</b>	\$3.11M	\$3.37M	\$3.39M	Governance, IT, insurance, libraries, Southeast RSC-ED
<b>Projects funded without borrowing</b>	\$1.52M	\$1.76M	\$1.85M	Local infrastructure projects (no new borrowing)
<b>Protective Services - Fire</b>	\$1.55M	\$1.63M	\$1.75M	Bylaw, fire protection, policing, emergency management, animal control
<b>Protective Services - Police</b>	\$2.83M	\$3.02M	\$3.14M	



Scan/Click for a detailed breakdown of the 2026 Budget



### WHERE TANTRAMAR'S OPERATING BUDGET IS SPENT



- Active Living & Culture (ALC)
- Finance & Administration
- Capital Out of Revenue/ Capital Reserve
- Protective Services - Police
- Community & Corporate Services (CCS)
- Protective Services - Fire
- Debt Charges
- Engineering & Public Works

# SHARED VS NON-SHARED SERVICES

THE TOTAL TANTRAMAR BUDGET IS  
**\$18,302,702**



## TOTAL SHARED SERVICES **\$12,543,888**

Your portion of the services provided across all Regions of Tantramar

EXAMPLES	
	Climate and Healthcare Worker Recruitment Initiatives
	Emergency Measures
	Fire Services
	Parks, trails, recreational facilities, community events
	Protective Services (Bylaw, RCMP, Animal Control)
	Salary and Administration (CAO, Auditor, Council, Etc.)
	Shared Debt & Capital Out of Revenue
	Solid Waste Collection and Disposal
	Tourism, Marketing, Community & Economic Development



## TOTAL NON-SHARED SERVICES TANTRAMAR TAXATION BOUNDARY **\$5,758,814**

The services that apply **only to the Tantramar Region where you live**

	Former LSD of Dorchester	\$914
	Former LSD of Point de Bute	\$2,596
	Former LSD of Sackville	\$8,489
	Sackville and Dorchester	\$5,746,815
<b>Total</b>		<b>\$5,758,814</b>

EXAMPLES	
	Economic Development Incentive (Sackville)
	Former Debt & Capital Out of Revenue (Sackville & Dorchester)
	Operating Costs for Engineering & Public Works (Sackville & Dorchester)
	Road Maintenance (Sackville & Dorchester)
	Street Lighting (All Regions)
	Water & Sewer (Sackville & Dorchester)



PUBLIC WORKS   NON-SHARED	GENERAL CAPITAL
Buildings (Public Works) - Floor Grates	\$60,000
Buildings (Public Works) - Salt Storage Door	\$75,000
Buildings (Public Works) - Security Upgrades	\$14,000
Buildings (Sackville Library) - Front Entrance	\$29,000
Equipment (1/2 Ton Truck)	\$80,000
Equipment (1/2 Ton Truck)	\$80,000
Equipment (Sidewalk Plow)	\$275,000
Resurfacing (Samantha Court)	\$60,000
Resurfacing (Woodlawn Road)	\$100,000
Shale and Gravel (Various)	\$50,000
Sidewalk (King Street)	\$50,000
Sidewalk (Various)	\$45,000
Storm Sewer Culverts (Various)	\$60,000
Tools (Boom Flail Mower)	\$75,000
Tools (Heavy Equipment Code Reader)	\$20,000
Tools (Plate Tamper for Backhoe)	\$20,000
<b>Total</b>	<b>\$1,093,000</b>

ACTIVE LIVING & CULTURE   SHARED	AMOUNT
BJMP Splashpad Improvements	\$17,000
General Facility Repairs	\$40,000
Lillas Fawcett Boat Launch	\$65,000
Memorial Park Upgrade	\$15,000
Trails Work	\$25,000
TVMCC Mural	\$10,000
TVMCC Condenser	\$125,000
TVMCC Zamboni Area Improvements	\$15,000
TVMCC Flooring	\$105,000
<b>Total</b>	<b>\$417,000</b>

COMMUNITY AND CORPORATE SERVICES   SHARED	AMOUNT
Building Upgrades - VIC	\$22,000
Digital Display Signage	\$40,000
<b>Total</b>	<b>\$62,000</b>

PUBLIC SAFETY   SHARED	AMOUNT
Extracation Tools - Sackville	\$32,000
Gas Detection - Point de Bute/ Sackville	\$28,000
SCBA Compressor Sackville Station	\$125,000
Portable Pump - Dorchester	\$18,000
PPE Replacement	\$70,000
<b>Total</b>	<b>\$273,000</b>

<b>Total 2026 General Capital Budget</b>	<b>\$1,845,000</b>
--	--------------------

## FEDERAL AND PROVINCIAL FUNDING

### CCFB (FORMERLY GAS TAX) PROGRAM REVENUE SET ASIDE FOR PROJECTS

Tantramar	2024	2025	2026	2027	2028	Total
Dorchester Fire Hall	\$582,441	\$208,780	\$208,779			<b>\$1,000,000</b>
Streets Water & Sewer		\$397,929	\$397,930	\$630,977	\$630,977	<b>\$2,057,813</b>


### CCFB (FORMERLY GAS TAX) PROGRAM SPENDING

Tantramar	2024	2025	2026	2027	2028	Total
Dorchester Fire Hall		\$791,221	\$208,779			\$1,000,000
Streets Water & Sewer				\$1,426,836	\$1,261,954	\$2,688,790

### PROVINCIAL CAPITAL RENEWAL FUNDING

Tantramar	2026	2027*	2028*	2029*	Total
Dorchester Fire Hall	\$525,841				\$525,841
Middle Sackville Lift Station		\$670,000			\$670,000
Street Reconstruction			\$810,000	\$960,000	\$1,770,000
<b>Yearly total</b>	<b>\$525,841</b>	<b>\$670,000</b>	<b>\$810,000</b>	<b>\$960,000</b>	<b>\$2,965,841</b>

\*Provincial estimates.

GENERAL CAPITAL RESERVE*	AMOUNT	NEW DORCHESTER FIRE HALL BUILD
2025 projects	\$1,703,700	
Balance October 31, 2025	\$6,172,539	
Dorchester Fire Hall	\$1,344,182 <sup>1</sup>	
Sackville Fire Hall Exhaust	\$265,000 <sup>2</sup>	
<b>Remaining Balance</b>	<b>\$2,859,657</b>	
2025 Surplus	TBD	

\*Information as of November 30, 2025 currently under review.

<sup>1</sup>Overage amount

<sup>2</sup>Cost per tender amount



Top quality water whenever you turn on your tap.



## SACKVILLE AND DORCHESTER 2026 UTILITY OPERATING BUDGET

The utility budget sets the rates for water & sewer and only applies to Sackville and Dorchester residents within the serviceable boundaries. The utility rates were set for 5 years for Sackville in the 2022 budget and for 3 years for Dorchester in the 2024 budget. Both rates will be reviewed for the 2027 budget.

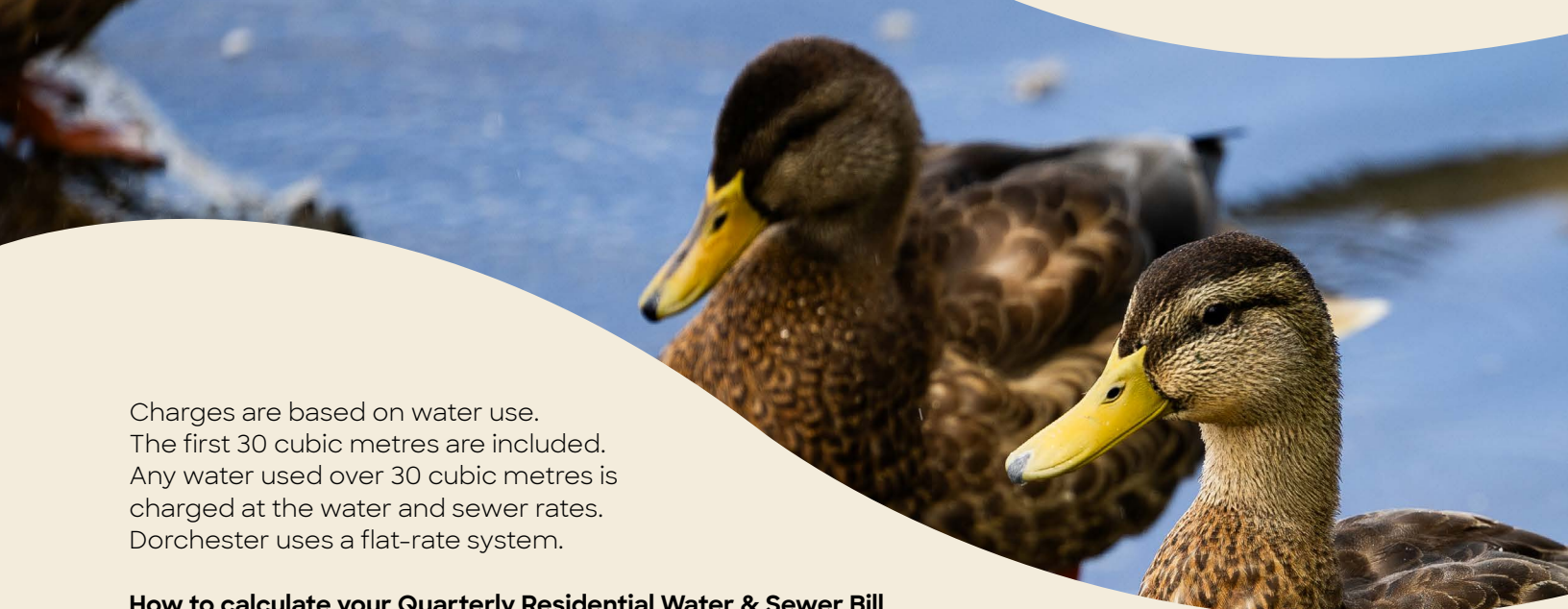
	2025 BUDGET	2026 BUDGET	INCREASE/DECREASE	PERCENT CHANGE
<b>Administration</b>	\$398,661	\$412,498	\$13,837 +	3.47%
<b>Engineering Services</b>	\$151,533	\$158,462	\$6,929 +	4.57%
<b>Fiscal Services (Sewer)</b>	\$132,634	\$178,342	\$45,708 +	34.46%
<b>Fiscal Services (Water)</b>	\$362,384	\$301,963	(\$60,421) -	-16.67%
<b>Reserve Fund Transfers</b>	\$360,000	\$400,000	\$40,000 +	11.11%
<b>Sewer Services</b>	\$413,125	\$416,053	\$2,928 +	0.71%
<b>Water Services</b>	\$1,021,758	\$1,012,473	(\$9,285) -	-0.91%
<b>Total Expenditures</b>	<b>\$2,840,095</b>	<b>\$2,879,791</b>	<b>\$39,696 +</b>	<b>1.40%</b>

Sackville is a metered service, Dorchester is a flat rate service.

## SACKVILLE AND DORCHESTER 2026 UTILITY REVENUE SOURCES

<b>Other Revenue</b>	\$224,387	\$229,522	\$5,135 +	2.29%
<b>Surplus 2<sup>nd</sup> Previous Year</b>	\$15,744	\$18,255	\$2,511 +	15.95%
<b>Transfer from General Fund</b>	\$376,000	\$376,000	\$0 ●	0.00%
<b>Total Revenue</b>	<b>\$616,131</b>	<b>\$623,777</b>	<b>\$7,646 +</b>	<b>1.24%</b>

+ Increase from the Previous Year    
 - Decrease from the Previous Year    
 ● No Increase or Decrease from the Previous Year    
 + Total increase



Charges are based on water use. The first 30 cubic metres are included. Any water used over 30 cubic metres is charged at the water and sewer rates. Dorchester uses a flat-rate system.

### How to calculate your Quarterly Residential Water & Sewer Bill

Minimum Charge \$163.00  
 + \$1.05 water charge per cubic meter of water used beyond 30m<sup>3</sup>  
 + \$1.05 sewer charge per cubic meter of water used beyond 30m<sup>3</sup>  
 = Your quarterly water bill

## SACKVILLE RESIDENTIAL WATER AND SEWER RATES

Future Projections / Already Approved

YEAR	METERED WATER TREATMENT	METERED WATER OPERATIONS	METERED SEWER OPERATIONS
2024	\$0.10	\$1.03	\$1.03
2025	\$0.05	\$1.04	\$1.04
2026	-	\$1.05	\$1.05

## SACKVILLE MINIMUM CHARGES

Quarterly Minimum Charges

YEAR	QUARTERLY MINIMUM CHARGE	YEARLY MINIMUM CHARGE	INCREASE	
2024	\$144.80	\$579.20	+	6.70%
2025	\$153.90	\$615.60	+	6.30%
2026	\$163.00	\$652.00	+	5.90%

*Minimum charge users account for approximately 38–46% of users per bill. Your minimum water & sewer bill includes 30 cubic meters of usage.*



## DORCHESTER RESIDENTIAL WATER AND SEWER RATES

Quarterly and Annual Costs


YEAR	QUARTERLY WATER TREATMENT	QUARTERLY WATER OPERATIONS	QUARTERLY SEWER OPERATIONS
2024	\$108.28	\$51.15	\$31.29
2025	\$115.10	\$54.37	\$33.26
2026	\$121.89	\$57.58	\$35.22

## DORCHESTER ANNUAL COSTS

Quarterly and Annual Costs

YEAR	ANNUAL WATER COSTS	ANNUAL SEWER COSTS	TOTAL ANNUAL BILLING	INCREASE	
2024	\$637.72	\$125.16	<b>\$762.88</b>	<b>+</b>	<b>6.7%</b>
2025	\$677.90	\$133.05	<b>\$810.94</b>	<b>+</b>	<b>6.3%</b>
2026	\$717.89	\$140.89	<b>\$858.79</b>	<b>+</b>	<b>5.9%</b>

Your Dorchester Quarterly Residential Water and Sewer bill is \$214.69.






## WATCH THE BUDGET PRESENTATIONS ON YOUTUBE



TANTRAMAR GENERAL  
OPERATING BUDGET



TANTRAMAR UTILITY  
BUDGET



TANTRAMAR GENERAL  
CAPITAL BUDGET

## GENERAL INQUIRIES

-  [INFO@TANTRAMARNB.COM](mailto:INFO@TANTRAMARNB.COM)
-  506-364-4930
-  1-800-249-2020
-  31 MAIN STREET  
SACKVILLE, NB  
E4L 1G6
-  [WWW.TANTRAMARNB.COM](http://WWW.TANTRAMARNB.COM)

