

Energy Audit Municipality of Tantramar, NB

Municipality of Tantramar
Final report


December 6, 2024
Englobe reference: 2407419.000



ENGLOBE

Municipality of Tantramar

Prepared and approved by:



Yves Savoie, P.Eng., CEA
Mechanical Engineer

Reviewed by:



Michael J McCabe, P.Eng.
Senior Mechanical Engineer



Production team

Municipality of Tantramar

Client	Mr. Matt Pryde, BSc/Rec, BMgmt, MAEd, Director, Active Living and Culture
--------	---

Englobe Corp.

Project Manager / Peer Review	Michael J. McCabe, P.Eng.
Engineering Lead	Yves Savoie, P.Eng., CEA
Mechanical Technologist	Chet Cooling, P.Tech

Revisions and publications log

REVISION No.	DATE	DESCRIPTION
00	December 6, 2024	Draft Report

Distribution

1 PDF copy	Mr. Matt Pryde, BSc/Rec, BMgmt, MAEd, Director, Active Living and Culture, Municipality of Tantramar (m.pryde@tantramarNB.com)
------------	---

Property and confidentiality

This report can only be used for the purposes stated therein. Any use of the report must take into consideration the object and scope of the mandate by virtue of which the report was prepared, as well as the limitations and conditions specified therein and the state of scientific knowledge at the time the report was prepared. Englobe Corp. provides no warranty and makes no representations other than those expressly contained in the report.

This document is the work product of Englobe Corp. Any reproduction, distribution or adaptation, partial or total, is strictly forbidden without the prior written authorization of Englobe Corp. and its Client. For greater certainty, use of any and all extracts from the report is strictly forbidden without the written authorization of Englobe Corp. and its Client, given that the report must be read and considered in its entirety.

No information contained in this report can be used by any third party without the prior written authorization of Englobe Corp. and its Client. Englobe Corp. disclaims any responsibility or liability for any unauthorized reproduction, distribution, adaptation or use of the report.

Summary

Englobe Corp. was retained by the Municipality of Tantramar to conduct energy audits of three municipal buildings located in Sackville and Dorchester, NB which are part of the new entity of Tantramar. These buildings are the Tantramar Veterans Memorial Civic Centre, Tantramar Public Works Depot, and the Dorchester Veterans Community Centre which are amongst the highest energy consumers in the municipality. The municipality is looking for energy efficiency improvement recommendations and a plan to implement the identified measures. The below table summarizes the energy usage for each of the buildings.

Table 1: Energy data for base year

Facility	Area (m ²)	Energy Consumption (GJ)	Baseline Energy Use Intensity	Similar Building Benchmark (NB Power, 2024)
Tantramar Veterans Memorial Centre	4,095	3,675.4	0.898 GJ/(m ² -yr)	0.790 GJ/(m ² -yr)
Dorchester Veterans Community Centre	316	156.4	0.495 GJ/(m ² -yr)	0.606 GJ/(m ² -yr)
Tantramar Public Works Depot	999	1,209.3	1.210 GJ/(m ² -yr)	1.401 GJ/(m ² -yr)

The Tantramar Veterans Memorial Centre consists of a 4,095 m² arena facility with a higher-than-average energy use intensity. This is in part due to the high usage of the facility and the current lack of heat recovery from the ice plant.

The Dorchester Veterans Community Centre consists of a 316 m² assembly building with a lower-than-average energy intensity. Although its energy use intensity is lower than average, the facility is not considered energy efficient due to its low occupancy. A facility with occupancy as low as this one should, in theory, have a lower EUI.

The Tantramar Public Works Depot consists of a 999 m² facility with offices and fleet maintenance workspaces with an energy use intensity that is lower than average. Even though the building is more efficient than similar facilities, there is potential to improve the energy efficiency by upgrading the building envelope in the maintenance garage side of the facility.

If the recommended energy retrofit projects identified are completed as described in this report, an estimated 1,310.2 GJ of energy could be saved, resulting in estimated annual cost savings of \$38,790.00. Additionally, the annual greenhouse gas emissions could be reduced by 81.3 tonnes of CO₂.

Table of contents

1	Introduction	1
1.1	Tantramar Veterans Memorial Centre	1
1.2	Dorchester Veterans Community Centre	2
1.3	Tantramar Public Works Depot.....	3
2	Energy Analysis	4
2.1	Energy Modeling	4
2.1.1	Tantramar Veterans Memorial Centre	6
2.1.2	Dorchester Veterans Community Centre	6
2.1.3	Tantramar Public Works Depot.....	6
2.2	Energy Profile.....	6
3	Building Envelope, Mechanical, and Electrical Systems.....	11
3.1	Tantramar Veterans Memorial Centre	11
3.1.1	Building Envelope	11
3.1.2	HVAC&R - Heating, Cooling, Ventilation & Refrigeration	12
3.1.3	Controls.....	15
3.1.4	Domestic Hot Water	16
3.1.5	Electrical Systems - Lighting.....	17
3.2	Dorchester Veterans Community Centre	17
3.2.1	Building Envelope	17
3.2.2	HVAC - Heating, Cooling and Ventilation.....	19
3.2.3	Controls.....	20
3.2.4	Domestic Hot Water	20
3.2.5	Electrical Systems - Lighting.....	20
3.3	Tantramar Public Works Depot.....	21
3.3.1	Building Envelope	21
3.3.2	HVAC - Heating, Cooling and Ventilation.....	23
3.3.3	Controls.....	24
3.3.4	Domestic Hot Water	25
3.3.5	Electrical Systems - Lighting.....	26
4	Potential upgrades	27
4.1	Tantramar Veterans Memorial Centre	27
4.1.1	Floodwater Deaerator.....	27
4.1.2	Ice Plant Heat Recovery	27
4.1.3	Spectator Washroom Heat Pumps	27
4.1.4	Lighting Retrofit.....	28
4.1.5	MTA Mounties Dressing Room Ventilation Upgrade.....	28

4.2	Dorchester Veterans Community Centre	28
4.2.1	Main Floor Wall Insulation	28
4.2.2	Basement Wall Insulation	28
4.3	Tantramar Public Works Depot.....	29
4.3.1	Roof Insulation	29
4.3.2	Wall Insulation.....	29
4.3.3	Lighting Retrofit.....	29
5	Conclusion	30

TABLES

Table 1: Energy data for base year	III
Table 2: Energy data for base year	4
Table 3: Energy Model End Use by Facility	5
Table 4: Electrical energy cost information	7
Table 5: Summary of Measures - Tantramar Veterans Memorial Centre	30
Table 6: Summary of Measures - Dorchester Veterans Community Centre	30
Table 7: Summary of Measures - Tantramar Public Works Depot:	30
Table 8: Summary of Measures - Tantramar Veterans Memorial Centre	31
Table 9: Summary of Measures - Dorchester Veterans Community Centre	31
Table 10: Summary of Measures - Tantramar Public Works Depot:.....	31

FIGURES

Figure 1: Tantramar Veterans Memorial Centre, Sackville, NB.....	1
Figure 2: Dorchester Veterans Community Centre, Dorchester NB	2
Figure 3: Tantramar Public Works Depot, Sackville NB	3
Figure 4: Tantramar Veterans Memorial Centre - Electricity Consumption.....	7
Figure 5: Tantramar Veteran Memorial Centre - Annual Propane Consumption	8
Figure 6: Dorchester Veterans Community Centre - Electricity Consumption	8
Figure 7: Dorchester Veterans Community Centre - Natural Gas Consumption.....	9
Figure 8: Tantramar Public Works Depot - Electricity Consumption.....	9
Figure 9: Tantramar Public Works Depot - Natural Gas Consumption	10
Figure 10: Brick Exterior Walls	12
Figure 11: Typical Aluminum-Frame Window	12
Figure 12: Typical Exterior Doors	12
Figure 13: Ice Resurfacer Overhead Door and Metal Siding Exterior.....	12
Figure 14: Ice Rink Area Dehumidifier (Not Operational).....	13
Figure 15: Typical RenewAire Air Exchanger	13
Figure 16: Typical Electric Resistance Heater	13
Figure 17: MTA Mounties Hockey Team Dressing Room Air Exchanger	13
Figure 18: Mini-split Heat Pump in Reception Area	14
Figure 19: Canteen Kitchen Grease Hood.....	14
Figure 20: In-floor Heating Electric Boiler	14
Figure 21: Typical In-floor Heating Manifold	14
Figure 22: Ice Rink Refrigeration Plant.....	15
Figure 23: Ice Rink Refrigeration Plant Cooling Tower	15

Figure 24: Typical Canteen and Fitness Area Rooftop Unit	15
Figure 25: Typical Automated Logic Temperature Sensor	16
Figure 26: Cimco Refrigeration Plant Controller	16
Figure 27: Domestic Hot Water Heaters (NB Power Rentals)	16
Figure 28: Rink Floodwater Tank System	16
Figure 29: Typical Rink Area High Output Linear T5 Luminaires	17
Figure 30: Typical Rink Area LED Luminaire (T5 Replacement)	17
Figure 31: Typical T8 Linear Fluorescent Luminaires	17
Figure 32: Exterior Wall Siding	18
Figure 33: Typical Main Level Roof Structure and Wood-frame Windows	18
Figure 34: Building Roof and Basement Foundation	18
Figure 35: Typical Exterior Door	18
Figure 36: Typical Mini-split Heat Pump	19
Figure 37: Typical Mini-split Heat Pump Condensers	19
Figure 38: Lochinvar Condensing Natural Gas Boiler	19
Figure 39: Typical Hot Water Radiators	19
Figure 40: Typical Electric Baseboard	20
Figure 41: Typical Line Voltage Thermostat	20
Figure 42: Typical Boiler Heating Zone Temperature Sensor	20
Figure 43: Typical Main Level LED Lighting (LED Screw-in Bulbs)	21
Figure 44: Typical Basement Lighting	21
Figure 45: Typical Garage Uninsulated Concrete Block Wall	22
Figure 46: Typical Roofing	22
Figure 47: Typical Garage Overhead Doors	22
Figure 48: Typical Garage Exterior Wall	22
Figure 49: Typical Exterior (Double) Door	23
Figure 50: Typical Garage Vinyl Window	23
Figure 51: Typical Administration Area Aluminum-Frame Window	23
Figure 52: Typical Infrared Tube Heater	24
Figure 53: Typical Gas-fired Unit Heater	24
Figure 54: Carrier 5-Ton Packaged DX Rooftop Unit	24
Figure 55: Typical Electric Baseboard Heater	24
Figure 56: Typical Low Voltage Thermostat	25
Figure 57: Typical Automated Logic DDC Temperature Sensor	25
Figure 58: Domestic Hot Water Tank (NB Power Rental)	25
Figure 59: Typical Linear Fluorescent Luminaire	26
Figure 60: Typical LED High-Bay (Left) and High Output T5 (Right)	26

APPENDICES

Appendix A	Energy consumption records (Electricity)
Appendix B	NB Power Program Information
Appendix C	Energy Modeling Calculations

GLOSSARY OF TERMS

AHU-1	Air Handling Unit
ASHRAE	American Society of Heating, Refrigeration and Air-Conditioning Engineers
CAV	Constant Air Volume (type of HVAC system)
COP	Coefficient of Performance (heat pump performance)
DDC	Direct Digital Control (building automation system)
DHW	Domestic Hot Water
DX	Direct Expansion refrigeration or cooling technology
EUI	Energy Use Intensity (Unit of energy consumption comparison by floor area)
(e)GJ	(equivalent) gigajoule (unit of energy)
HRV-1	Heat Recovery Ventilator
HVAC(&R)	Heating Ventilation and Air Conditioning (& Refrigeration)
kW	kilowatt (unit of power)
(e)kWh	(equivalent) kilowatt-hour (unit of energy)
L/s	Airflow unit of measurement
LED	Light-emitting-diode (lighting technology)
NECB	National Energy Code of Canada for Buildings
RSI, R-1	Thermal resistance value (m ² -K/W, ft ² -°F-hr/Btu)
RSI-1	Thermal Resistance Value (m ² -K/W)
SPB	Simple Payback
VFD	Variable Frequency Drive
/yr	per Year

1 Introduction

Englobe Corp. was retained by the Municipality of Tantramar to conduct energy audits of three municipal buildings located in Sackville and Dorchester, NB which are part of the new entity of Tantramar. These buildings are the Tantramar Veterans Memorial Civic Centre, Tantramar Public Works Depot, and the Dorchester Veterans Community Centre which are amongst the highest energy consumers in the municipality. The municipality is looking for energy efficiency improvement recommendations and a plan to implement the identified measures.

This energy audit includes an analysis of the existing lighting systems, heating, ventilation, air-conditioning, and refrigeration (HVAC&R) systems and their controls, building envelope and domestic hot water production. The findings of the energy audit are presented and discussed in the following sections of this report.

1.1 Tantramar Veterans Memorial Centre

Figure 1: Tantramar Veterans Memorial Centre, Sackville, NB



The Tantramar Veterans Memorial Centre is a recreational facility consisting of an ice rink with a small fitness centre and offices serving the municipality’s Active Living and Culture department. The building was constructed in 2003 and has undergone minor renovations in the last 20 years.

The ice plant is nearing the end of its useful life and will require upgrades, with its heat recovery systems no longer functioning. The facility has undergone a partial lighting retrofit, and in-floor heating zones have been added, but the HVAC systems are otherwise original to the construction of the building, consisting of electric resistance heating.

1.2 Dorchester Veterans Community Centre

Figure 2: Dorchester Veterans Community Centre, Dorchester NB



The Dorchester Veterans Community Centre is a typical multi-purpose community assembly hall. The building was formerly a church and is now used for senior social meetings, fitness groups, youth groups (Beavers and Cubs), and is reserved for other occasions by members of the community. The building has undergone lighting and HVAC upgrades but is otherwise original. The construction consists of an A-frame building with a finished basement.

The main level consists of an open floor area with a canteen, washrooms and a mezzanine. The lower level consists of another open floor area with a kitchen, washrooms, storage, and a boiler room. The HVAC systems consist of hydronic heaters served by a natural gas-fired condensing boiler, supplemented by air-source heat pumps on the upper and lower levels. The air-source heat pumps also provide cooling. Lighting in the public areas has been converted to LED lamps.

The building is rarely occupied save for a few weekly tenants, which contribute to the low energy consumption of the building. Increased renting of spaces and improving the building envelope would help maximize revenue for the municipality while improving energy efficiency and sustainability.

1.3 Tantramar Public Works Depot

Figure 3: Tantramar Public Works Depot, Sackville NB



The Tantramar Public Works Depot consists of the engineering and public works garage for the Municipality of Tantramar. The original building consists of a high ceiling garage area used to house and maintain various Municipal trucks and heavy equipment. The garage dates to the 1960's. A building addition was constructed in the late 1990's to provide offices for engineering and support staff.

The HVAC systems consist of natural gas-fired unit heaters and tube heaters in the garage areas, with electric heat in the office areas. The office area has a 5-ton Carrier rooftop air conditioning unit dating from 2002, and a building automation system (BAS) was implemented as part of an energy conservation retrofit project following an energy audit by Enerplan Consultants.

The building has undergone a partial lighting retrofit in the garage area, where linear fluorescent lamps have been replaced by LEDs. The remaining fixtures in the building consist of linear fluorescent T8 lamps.

2 Energy Analysis

The energy audits of these facilities consisted of on-site reviews of the buildings and their systems, as well as the collection and review of energy consumption data and equipment information. This information was then organized and analyzed to generate energy models depicting the current energy end-uses and the energy baselines for each building. Englobe's Yves Savoie, P.Eng. and Chet Cooling, P.Tech visited the sites on September 24 and October 2, 2024, to gather information on the buildings and their equipment.

2.1 Energy Modeling

Energy modelling is a tool used to assess the total end use of energy in a facility. This is accomplished by accounting for all possible energy related components (building envelope, HVAC equipment, lighting, etc.) and simulating their operation and impact on the building's energy use. The purpose of an energy model is to accurately predict the energy consumption of a building and to use the information to develop potential energy conservation measures as part of an audit.

Using information gathered on-site, collected building data, and local weather data, models were created to simulate energy consumed by all available building loads. The analysis was performed using energy-estimating methods from first principles. These principles include:

- Heat loss and gains components, such as heating transmission loads and infiltration.
- Lighting loads from fixture counts and typical operating hours.
- Equipment loads from equipment data and typical operating hours.
- Domestic hot water usage using typical daily consumption.
- Miscellaneous loads (i.e. plug loads) based on the estimated number of occupants, the uses of spaces of the facility, and occupancy patterns.
- Wall types, roof types and calculated insulation values.
- Building heating equipment type and heating loads.

The energy baselines are the accumulated energy consumption over a regular calendar-year of operation. The end use proportions are established by reviewing and analyzing energy data and determining the percent of energy use allocated to each individual building system. An analysis of the supplied energy data (Appendix A) was used to determine the baseline energy consumption.

Table 2: Energy data for base year

Facility	Area (m ²)	Electricity (GJ/yr)	Natural Gas or Propane (GJ/yr)	Total energy (eGJ/yr)	Energy use intensity (GJ/m ² -yr)
Tantramar Veterans Memorial Centre, 182 Main Street, Sackville, NB	4,095	3,627.0	48.4	3,675.4	0.898 GJ/(m ² -yr)
Dorchester Veterans Community Centre, 4955 Main Street, Dorchester, NB	316	148.3	8.1	156.4	0.495 GJ/(m ² -yr)
Tantramar Public Works Depot, 101 Crescent Street, Sackville, NB	999	320.2	889.1	1,209.3	1.210 GJ/(m ² -yr)

Table 3: Energy Model End Use by Facility

Tantramar Veterans Memorial Centre

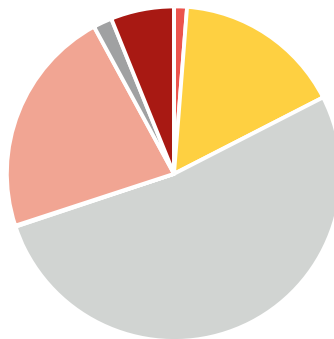
Tantramar Veterans Memorial Centre - Energy End Use Distribution



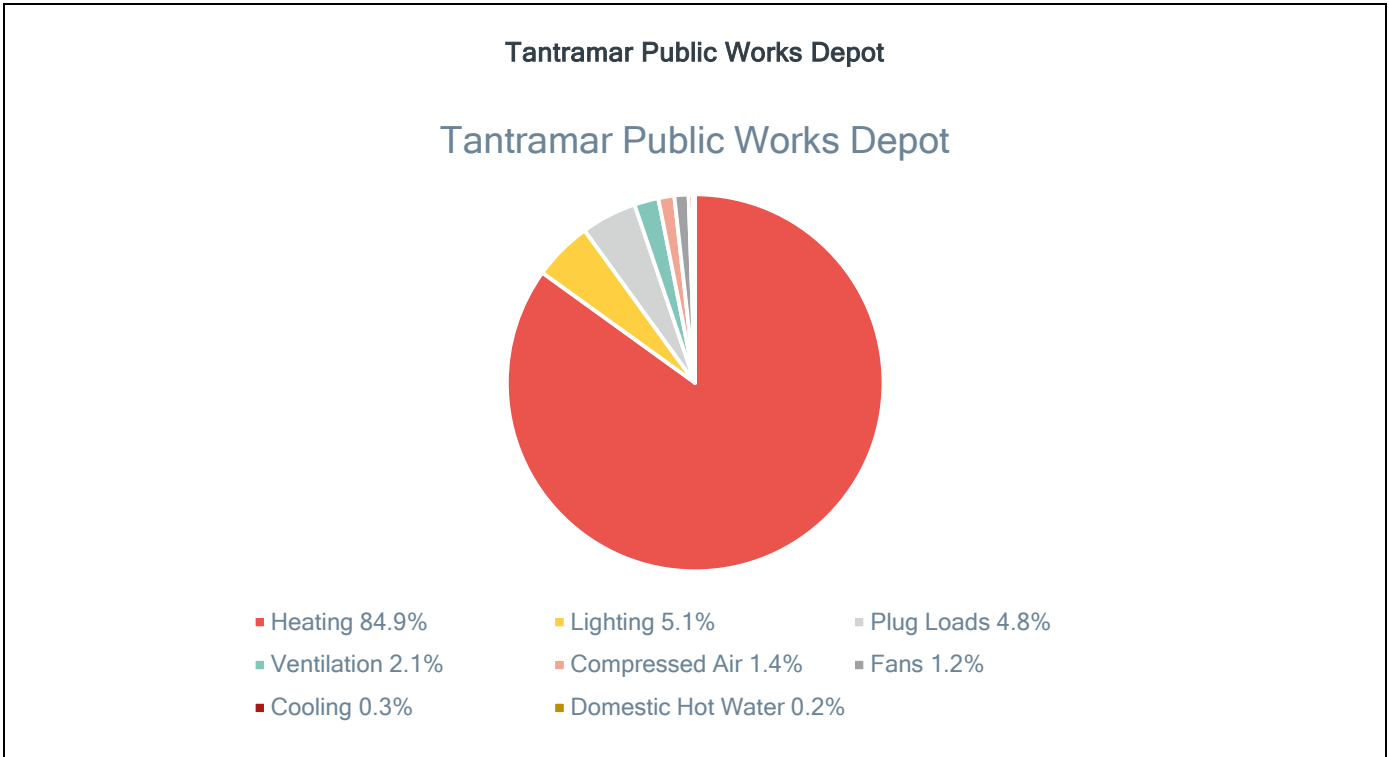
■ Domestic Hot Water 13.5%	■ Refrigeration Plant 32.7%	■ Lighting 17.9%
■ Heating 15%	■ Fans 8.5%	■ Floodwater Heating 3.3%
■ Plug Loads 4.1%	■ Ventilation 3.6%	■ Kitchen Gas Appliance 1.3%
■ Cooling 0.2%	■ Heating Pumps 0.1%	

Dorchester Veterans Community Centre

Dorchester Veterans Community Centre - Energy End Use Distribution



■ Domestic Hot Water 1.2%	■ Lighting 16.2%	■ Heating 52.4%
■ Fans 0.1%	■ Plug Loads 22.1%	■ Ventilation 1.8%
■ Cooling 6.1%	■ Heating Pumps 0%	



2.1.1 Tantramar Veterans Memorial Centre

The building is an ice rink facility consisting of an ice rink, with supporting spaces such as dressing rooms, spectator areas, fitness area, canteens and the offices for the Active Living & Culture municipal department. The building was constructed and open between the years of 2002 and 2004 and is generally in good condition.

2.1.2 Dorchester Veterans Community Centre

The building is a public assembly facility serving as a community centre for the Dorchester area and was constructed in the 1970's. The building was originally used as a church before being converted to a community centre and has additional space in the basement including a large gathering area and a community kitchen.

2.1.3 Tantramar Public Works Depot

The building is a maintenance garage for municipal equipment originally constructed in the 1960's and expanded in the 1990's with an office addition. The building is used by engineering and municipal infrastructure staff and is also used to store and maintain heavy equipment.

2.2 Energy Profile

Table 4 summarizes the electrical rates for the facility, as published by NB Power effective April 1, 2024, and the propane and natural rates based on weighted average of utilization and cost. Figures 4 to 9 show the actual electrical usage and demand, and fossil consumption for the base year (February 2023 to January 2024). Due to the infrequent meter readings from NB Power, electrical energy and demand are not accurate on a monthly basis.

Table 4: Electrical energy cost information

Utility rate structure	Consumption/Demand	Rate	Applicable Building
NB Power Residential Urban	Service charge	\$28.27	Dorchester Veterans Community Centre
	Energy charge - all kWh of energy	\$0.1385/kWh	
NB Power General Service I (Electricity)	Service charge	\$27.57	Tantramar Veterans Memorial Centre and Tantramar Public Works Depot
	First 20 kW of demand	No charge	
	Additional kW of demand	\$12.69	
	First 5,000 kWh of energy	\$0.1624/kWh	
	Additional kWh of energy	\$0.1161/kWh	
Liberty Utilities (Natural Gas)	Monthly Service Charge	\$50.00	Dorchester Veterans Community Centre and Tantramar Public Works Depot
	Combination Delivery and Commodity Charge	\$22.23/GJ	
Irving Energy (Propane)	Unit Rate	\$0.92/L	Tantramar Veterans Memorial Centre

Figure 4: Tantramar Veterans Memorial Centre - Electricity Consumption

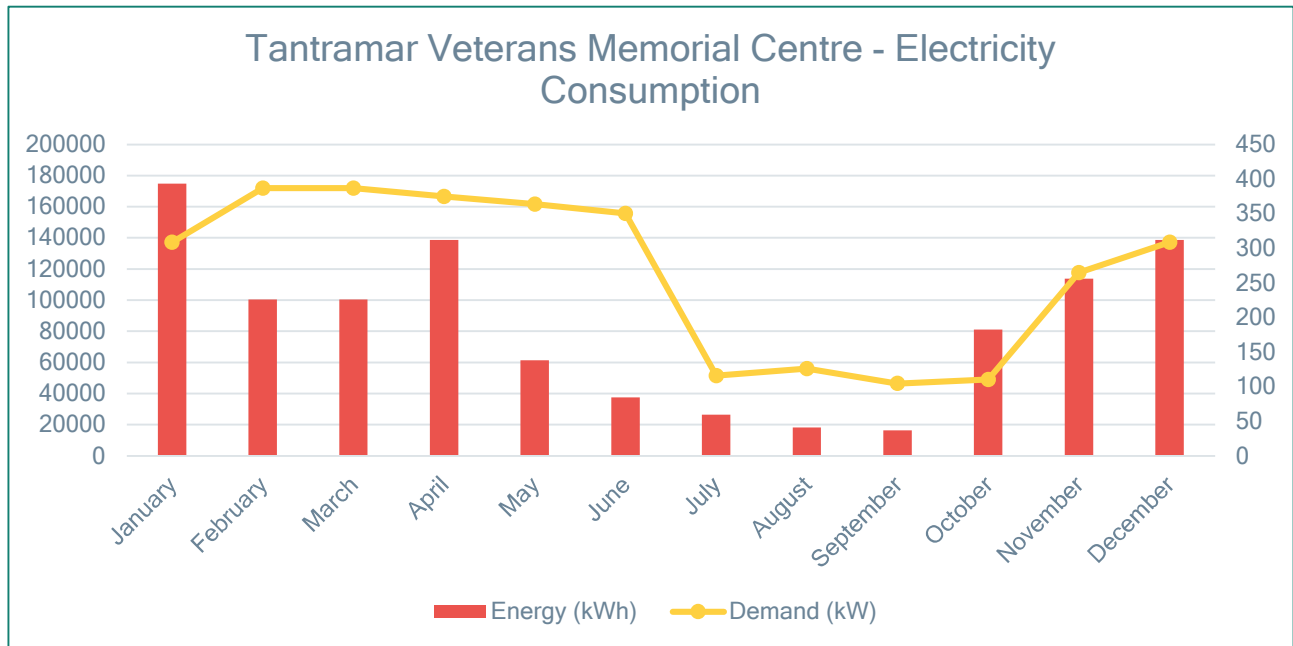


Figure 5: Tantramar Veteran Memorial Centre - Annual Propane Consumption

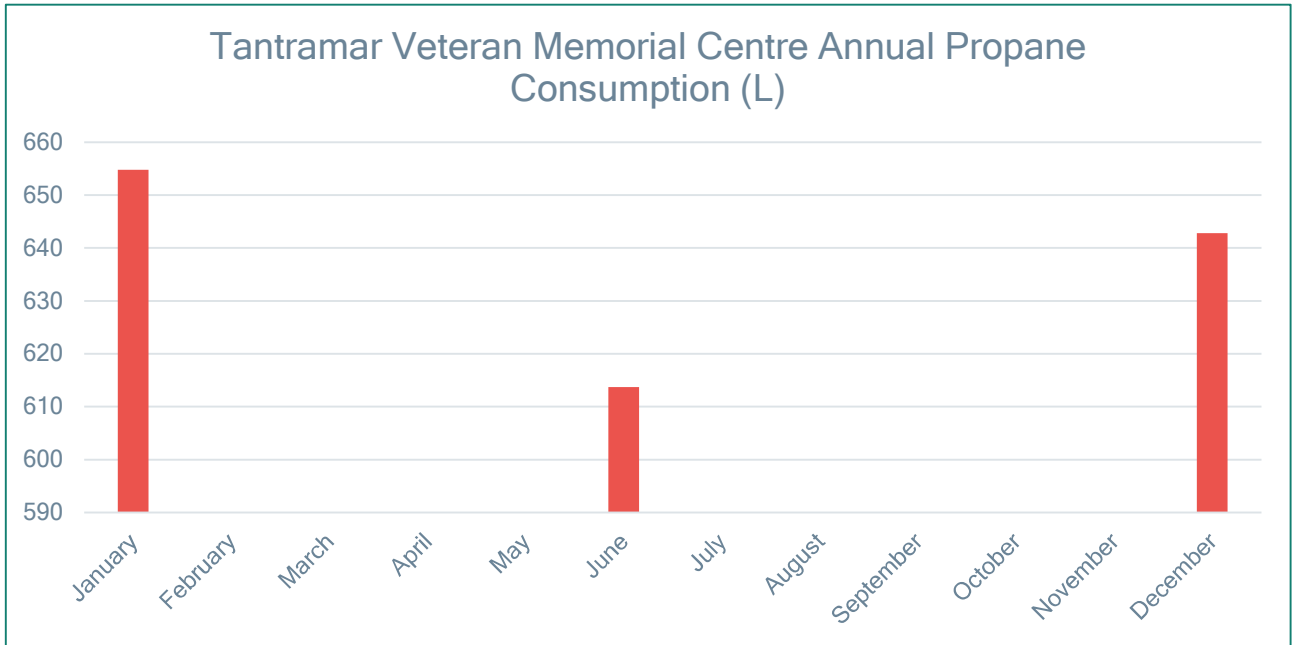


Figure 6: Dorchester Veterans Community Centre - Electricity Consumption

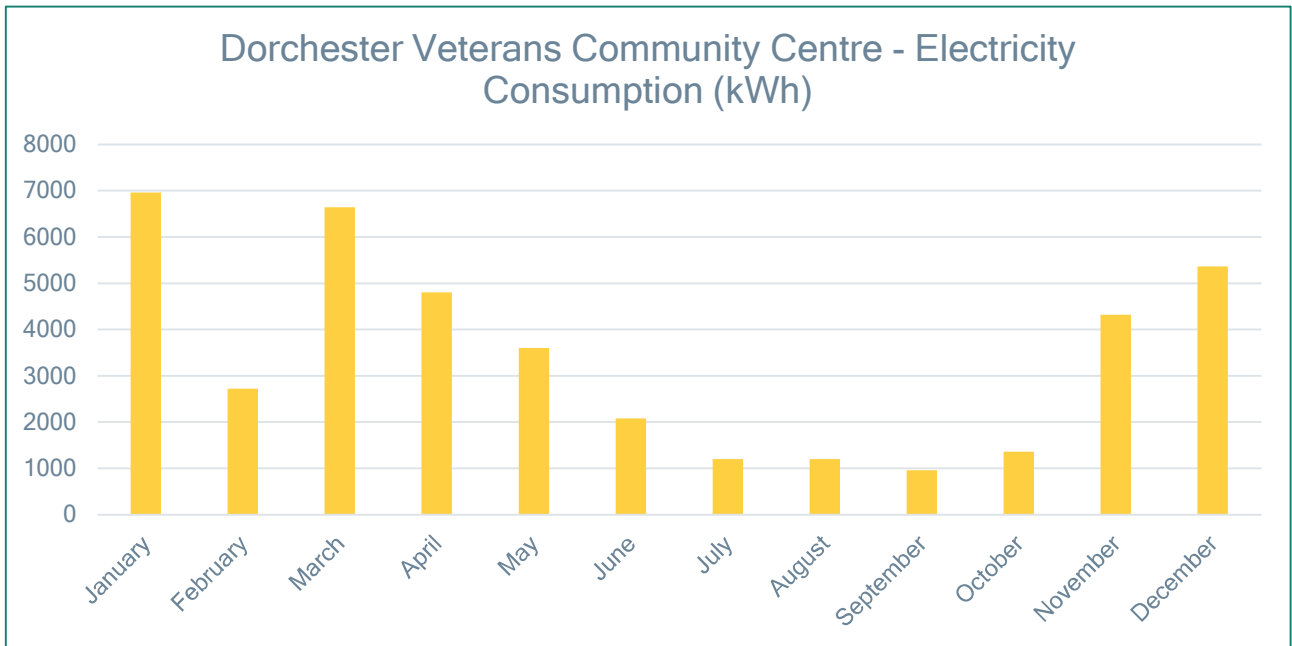


Figure 7: Dorchester Veterans Community Centre - Natural Gas Consumption

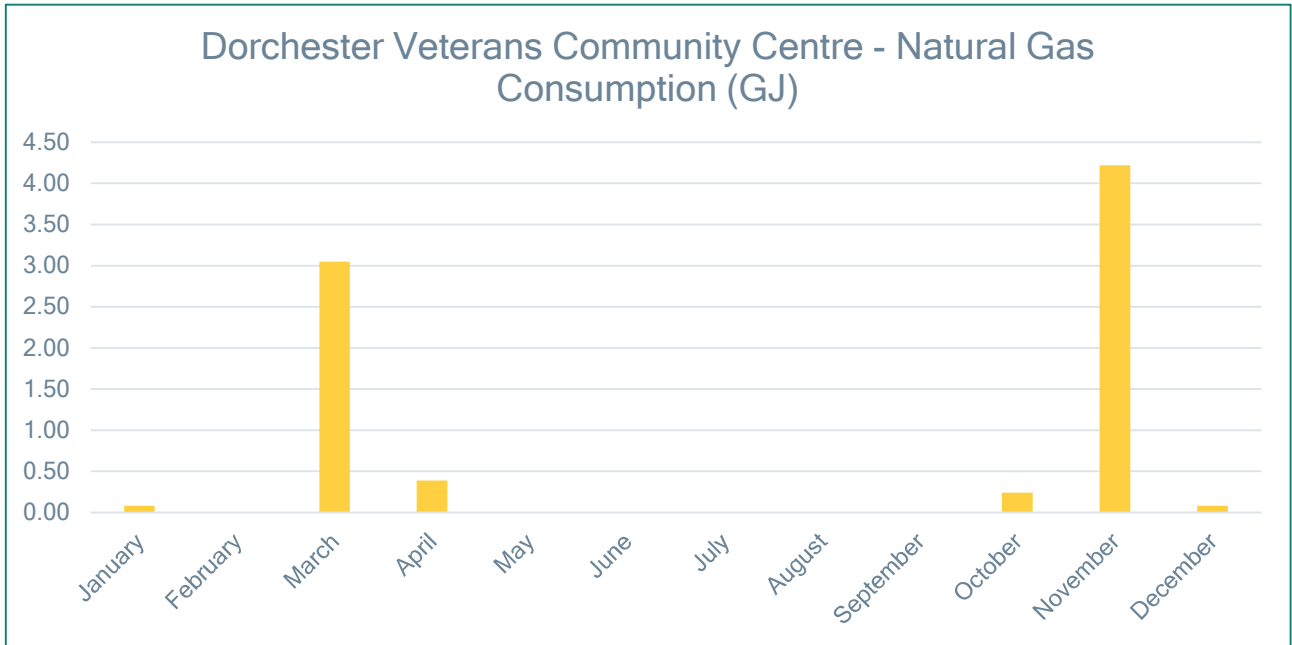


Figure 8: Tantramar Public Works Depot - Electricity Consumption

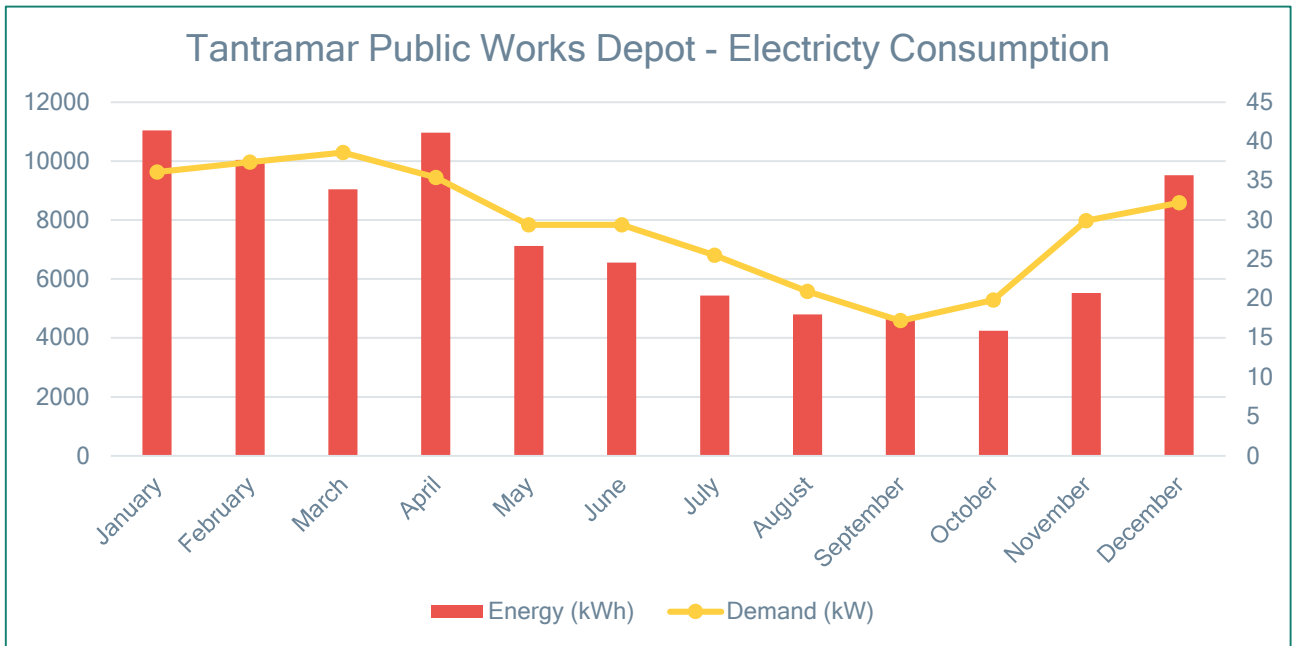
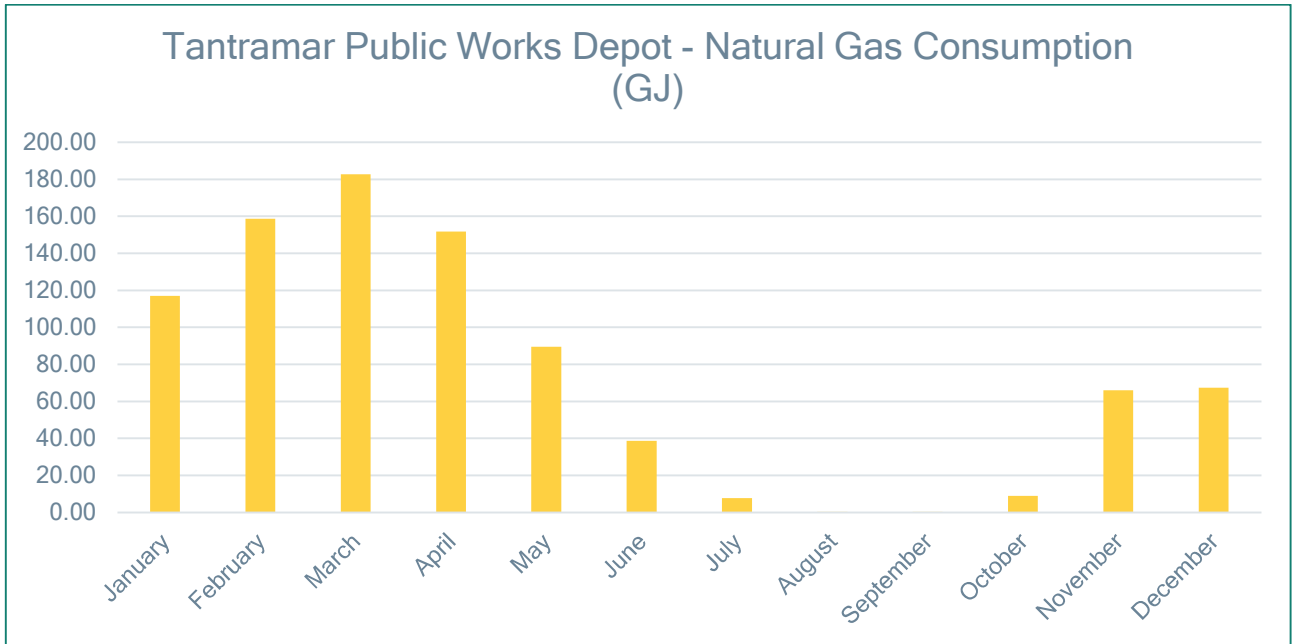


Figure 9: Tantrammar Public Works Depot - Natural Gas Consumption



3 Building Envelope, Mechanical, and Electrical Systems

The following sections provide a detailed discussion of the facility’s building envelope, mechanical, and electrical systems. These observations were made during the site visit conducted on September 24, 2024 (Tantramar Public Works Depot and Dorchester Veterans Community Centre) and October 2, 2024 (Tantramar Veterans Memorial Centre).

3.1 Tantramar Veterans Memorial Centre

3.1.1 Building Envelope

Building Envelope Component	Description	Performance	Notes
Exterior Walls	Masonry wall with steel frame with 90mm semi-rigid insulation.	R-10	Wall assembly estimated from IFT drawings. Metal siding exterior at the back of the building (ice plant area).
Windows	Aluminum-frame double pane units.	R-1.5	Operable windows in office areas.
Exterior Doors	Insulated metal doors.	R-2	Doors with and without glazing. Average R-2 assumed.
Overhead Door	Insulated metal overhead door.	R-2.5	Ice re-surfacer garage door.
Roof	Pre-finished metal roof cladding with 150mm fiberglass insulation.	20	Z-girt thermal bridging.
Floor	50mm rigid insulation under slab and down foundation wall.	R-9	100mm rigid insulation below ice rink slab.

Figure 10: Brick Exterior Walls



Figure 11: Typical Aluminum-Frame Window



Figure 12: Typical Exterior Doors



Figure 13: Ice Resurfacers Overhead Door and Metal Siding Exterior



3.1.2 HVAC&R - Heating, Cooling, Ventilation & Refrigeration

The following HVAC systems were noted at the Tantramar Veterans Memorial Centre:

- Electric resistance heat throughout, with in-floor heat in dressing rooms and in reception office.
- Rooftop units with DX cooling in canteen area (COP of 3.0).
- Five (5) air exchangers for washrooms and dressing rooms.
- CIMCO ice plant refrigeration system with Ammonia 717, dual compressors with variable speed condenser fan.

The MTA Mounties dressing room has a residential HRV providing ventilation. The HRV and duct distribution are insufficient at evacuating contaminants and odours.

Figure 14: Ice Rink Area Dehumidifier (Not Operational)



Figure 15: Typical RenewAire Air Exchanger



Figure 16: Typical Electric Resistance Heater




Figure 17: MTA Mounties Hockey Team Dressing Room Air Exchanger



Figure 18: Mini-split Heat Pump in Reception Area



Figure 19: Canteen Kitchen Grease Hood



Figure 20: In-floor Heating Electric Boiler



Figure 21: Typical In-floor Heating Manifold




Figure 22: Ice Rink Refrigeration Plant



Figure 23: Ice Rink Refrigeration Plant Cooling Tower



Figure 24: Typical Canteen and Fitness Area Rooftop Unit



3.1.3 Controls

The building has a building automation system (BAS) controlling the HVAC systems, and a Cimco proprietary controls system for the refrigeration plant.

Figure 25: Typical Automated Logic Temperature Sensor



Figure 26: Cimco Refrigeration Plant Controller



3.1.4 Domestic Hot Water

The building has electric domestic hot water heaters for occupant use, and for ice floodwater heating. There is a defunct heat recovery system which originally provided recovered energy for the ice floodwater heating system.

Figure 27: Domestic Hot Water Heaters (NB Power Rentals)



Figure 28: Rink Floodwater Tank System



3.1.5 Electrical Systems - Lighting

Lighting consists of a combination of fluorescent and LED luminaires. The building has undergone some partial LED conversion. There are several linear fluorescent luminaires throughout and linear fluorescent T5 fixtures above the ice surface which have started to be retrofit with equivalent LEDs.


Figure 29: Typical Rink Area High Output Linear T5 Luminaires



Figure 30: Typical Rink Area LED Luminaire (T5 Replacement)



Figure 31: Typical T8 Linear Fluorescent Luminaires



3.2 Dorchester Veterans Community Centre

3.2.1 Building Envelope

Building Envelope Component	Description	Performance	Notes
Exterior Walls	Insulated wood-frame walls with vinyl siding.	R-5 to R-10	Basement R-value of R-5 and Main Floor R-value of R-10 estimated.
Windows	Wood-frame double pane, double pane aluminum frame windows.	R-1, R-1.5	Wood frame windows tilted 45 degrees facing down, aluminum frame windows in mezzanine.
Exterior Doors	Insulated metal doors.	R-2	

Building Envelope Component	Description	Performance	Notes
Roof	A frame pitched metal roof with rigid insulation.	R-15	Appears to have been replaced within last 10 years, and is in good condition.
Floor	Uninsulated slab below grade.	R-5	

Figure 32: Exterior Wall Siding



Figure 33: Typical Main Level Roof Structure and Wood-frame Windows




Figure 34: Building Roof and Basement Foundation



Figure 35: Typical Exterior Door



3.2.2 HVAC - Heating, Cooling and Ventilation

The following HVAC systems were noted at the Dorchester Veterans Community Centre:

- The primary heating system consists of a condensing natural gas boiler with hot water distribution (92% thermal efficiency), with mini-split air-to-air heat pumps for heating and cooling (COP of 2.5 and 3.0 respectively). Based on available energy data, the boiler system does not run often, and the heat pumps are effectively the true primary heating system, with the gas system as a backup.
- The washrooms have exhaust fans interlocked with light switches.
- Electric baseboard heaters are found in the washrooms on the main level and in the basement.

Figure 36: Typical Mini-split Heat Pump



Figure 37: Typical Mini-split Heat Pump Condensers



Figure 38: Lochinvar Condensing Natural Gas Boiler



Figure 39: Typical Hot Water Radiators



Figure 40: Typical Electric Baseboard




3.2.3 Controls

The building controls are stand-alone thermostats, which control the electric baseboards, air-to-air mini-split heat pumps and the natural gas boiler hot water system. The building controls are all independent and do not communicate between them.

Figure 41: Typical Line Voltage Thermostat



Figure 42: Typical Boiler Heating Zone Temperature Sensor



3.2.4 Domestic Hot Water

The domestic hot water tank was not accessible during the site visit but is assumed to be all-electric and located in a locked closet in the basement male washrooms.


3.2.5 Electrical Systems - Lighting

Lighting fixtures in the facility are generally screw-in types, with the majority retrofitted to LEDs. The fixtures on the main level consist of LEDs and the lower level has several incandescent bulbs and linear fluorescent luminaires.

Figure 43: Typical Main Level LED Lighting (LED Screw-in Bulbs)



Figure 44: Typical Basement Lighting



3.3 Tantramar Public Works Depot

3.3.1 Building Envelope

Building Envelope Component	Description	Performance (estimated)	Notes
Exterior Walls (Office Area)	Insulated concrete block wall.	R-10	Good condition.
Exterior Walls (Garage Area)	Uninsulated concrete block wall.	R-3	Metal siding on West and South facing walls in acceptable condition.
Windows (Office Area)	Double pane metal frame windows	R-1.5	Good condition.
Windows (Garage Area)	Double pane vinyl windows	R-1	Vinyl windows with double pane glass in poor condition.
Exterior Doors (Office Area)	Metal frame doors	R-2	Minimal/no insulation. Door seals appear to be in good condition.
Exterior Doors (Garage Area)	Metal single/double doors	R-1	Minimal/no insulation. Leaking door seals
Overhead Doors (Garage Area)	Steel skin polyurethane core	R-10	Minimal/no insulation. Door seals appear to be in good condition.

Building Envelope Component	Description	Performance (estimated)	Notes
Roof	Flat modified bitumen built-up roof	R-20	Good condition
Floor	Uninsulated Slab on Grade	R-2	No information on slab construction available

Figure 45: Typical Garage Uninsulated Concrete Block Wall



Figure 46: Typical Roofing




Figure 47: Typical Garage Overhead Doors




Figure 48: Typical Garage Exterior Wall



Figure 49: Typical Exterior (Double) Door



Figure 50: Typical Garage Vinyl Window



Figure 51: Typical Administration Area Aluminum-Frame Window



3.3.2 HVAC - Heating, Cooling and Ventilation

The following HVAC systems were noted at the Tantramar Public Works Depot:

- Electric resistance heat and DX cooling via a packaged rooftop unit (COP of 3) throughout the administration area.
- Gas-fired tube heaters and unit heaters (90% combined efficiency) in the garage area.

Figure 52: Typical Infrared Tube Heater



Figure 53: Typical Gas-fired Unit Heater



Figure 54: Carrier 5-Ton Packaged DX Rooftop Unit



Figure 55: Typical Electric Baseboard Heater



3.3.3 Controls

The administration area has an Automated Logic building BAS system by Memco Controls. The garage heaters are controlled by low voltage thermostats.

Figure 56: Typical Low Voltage Thermostat




Figure 57: Typical Automated Logic DDC Temperature Sensor



3.3.4 Domestic Hot Water

Domestic hot water in the facility is by a NB Power rental hot water tank.

Figure 58: Domestic Hot Water Tank (NB Power Rental)



3.3.5 Electrical Systems - Lighting

Lighting consists of linear fluorescent T8 luminaires in the administration areas and high output T5 linear fluorescent luminaires in the garage area.

Figure 59: Typical Linear Fluorescent Luminaire



Figure 60: Typical LED High-Bay (Left) and High Output T5 (Right)



4 Potential upgrades

4.1 Tantramar Veterans Memorial Centre

The following energy conservation measures were identified at the Tantramar Veterans Memorial Centre:

4.1.1 Floodwater Deaerator

The existing floodwater tank heats water to 60C (140F) for the purposes of resurfacing. There are technologies available to help remove air bubbles from floodwater which allow for lower floodwater temperatures with equivalent quality ice. This is achieved by using a vortex generator which separates air bubbles from the supply water and allows for floodwater temperatures of 49C (120F) to be used for resurfacing. Water heating energy is reduced and as a result of the lower floodwater temperatures used on the ice, the refrigeration plant load is reduced, further reducing energy consumption.

Our opinion of probable cost for this retrofit including materials and labour is \$ 40,000. The system would be piped with full bypass in the event that the municipality did not find the ice quality acceptable, or equipment required service. There is potential to reduce electrical energy consumption by 98.0 GJ, operating costs by \$ 3,160.00 and greenhouse gas emissions by 6.0 tonnes of CO₂.

This measure relies on technology that has been available for over a decade but remains untested over extended periods in Atlantic Canada. It is recommended that operations staff visit other rinks in the region already using this type of system to gain firsthand experience and understanding of the process for making ice with this approach before implementation.

4.1.2 Ice Plant Heat Recovery

The existing ice plant system was installed with heat recovery capability but is no longer functional. It is proposed that a new heat exchanger and thermal storage tanks with new insulated piping be installed to provide preheated water for the purposes of floodwater heating and domestic hot water heating. This measure provides energy savings in the form of reduced floodwater heating and domestic hot water heating energy.

Our opinion of probable cost for this retrofit including materials and labour is \$100,000. There is potential to reduce electrical energy consumption by 310.0 GJ, operating costs by \$ 9,997 and greenhouse gas emissions by 18.9 tonnes of CO₂. Given the age of the ice plant and our understanding that the municipality is considering its replacement or refurbishment. It is recommended that this measure be implemented at the same time as the ice plant renovation to avoid unnecessary re-work.

4.1.3 Spectator Washroom Heat Pumps

A measure to replace electric force-flow ceiling heaters with air-to-air mini-split heat pumps was explored. This includes the installation of wall-mounted interior units in spectator washrooms in the rink area, with the existing electric units remaining as backup heaters. This project has an implementation cost of \$ 8,000.00 and there is potential to reduce electrical energy consumption by 9.9 GJ, operating costs by \$ 1,381.00 and greenhouse gas emissions by 2.6 tonnes of CO₂. Due to the relatively low energy consumption of electrical heating energy compared to the installation cost of mini-split heat pumps, this project has a long simple payback, and the measure is not recommended.

4.1.4 Lighting Retrofit

It is recommended that the existing linear fluorescent in the building be replaced with equivalent LED fixtures with output matching the existing to maintain the same perceived lighting levels. Refer to lighting calculations in appendices for more information. The project has an implementation cost of \$ 103,166.00 and there is potential to reduce electrical energy consumption by 481.6 GJ, operating costs by \$ 15,531.00 and greenhouse gas emissions by 29.4 tonnes of CO₂.

4.1.5 MTA Mounties Dressing Room Ventilation Upgrade

It is recommended that the MTA Mounties Dressing Room ventilation system be upgraded to improve the indoor air quality. The existing HRV and ductwork would be removed and replaced with a new outdoor dedicated outside air system (DOAS) with dehumidification capability and new ductwork. The new DOAS unit would be installed on a stand outside the building, adjacent to the dressing room. The measure includes carpentry modifications to allow for ductwork distribution to exhaust air directly from the player stalls. This measure increases the ventilation rates by a factor of 10.

Our opinion of probable cost for this measure is \$100,000, and there are no anticipated energy savings. This measure will likely result in an increase in energy consumption and greenhouse gas emissions but contributes to an increase in indoor air quality and thermal comfort.

4.2 Dorchester Veterans Community Centre

Given the community centre's mini-split heat pumps and a modern condensing gas-boiler, coupled with LED lighting and low occupancy, the building has a low potential for energy savings. The remaining building upgrades are based on building envelope improvements. The following measures were identified at the Dorchester Veterans Community Centre:

4.2.1 Main Floor Wall Insulation

A measure was explored to increase the insulation in the north-west and south-east facing walls on the main level. This would enhance the thermal insulation, increasing it from R-10 to R-20. The measure would include removing and reinstating the finished wall surface on the interior and applying added insulation and framing. As part of this measure, the exterior slanted windows on the north-east and south-west walls would also be replaced with new vinyl double pane units.

It should be noted that replacing window units would result in a tighter building, and that additional ventilation via an air exchanger would be required to maintain acceptable indoor environment quality as defined by ASHRAE Standard 62.1 - Ventilation for Acceptable Indoor Air Quality. As a result of the long payback associated with this project, this measure is not recommended until a renovation project is required as part of maintenance to extend the life of the building. Not including the above-mentioned ventilation system, this project has an implementation cost of \$ 50,000.00 and there is potential to reduce electrical energy consumption by 10.3 GJ, operating costs by \$ 355.00 and greenhouse gas emissions by 0.6 tonnes of CO₂.

4.2.2 Basement Wall Insulation

A measure was explored to increase the insulation in the basement exterior walls. This would enhance the thermal insulation, increasing it from R-5 to R-20. The measure would include removing the existing materials in the wall cavity, and installing new batt insulation and vapour barrier, as well as installing new vinyl double-pane window units.

As with the measure identified in the previous section, this measure would result in a tighter building envelope, which would require providing additional ventilation. Not including the cost of a ventilation system, this project has an implementation cost of \$50,000 and there is potential to reduce electrical energy consumption by 12.2 GJ, operating costs by \$383 and greenhouse gas emissions by 0.7 tonnes of CO₂.

4.3 Tantramar Public Works Depot

The following measures were identified at the Tantramar Public Works Depot:

4.3.1 Roof Insulation

A measure was explored to improve the garage area roof insulation thermal performance from R-20 to R-41. This would include removing the existing insulation and reinstating double the insulation thickness along with a new roof membrane. Due to the long payback period, this measure is not recommended. It is instead recommended that the roof insulation be improved upon replacement of the roof at the end of its life cycle. The project has an implementation cost of \$ 102,500.00 and there is potential to reduce electrical energy consumption by 26.6 GJ, operating costs by \$ 564.00 and greenhouse gas emissions by 1.8 tonnes of CO₂.

4.3.2 Wall Insulation

A measure was explored to improve the garage area wall insulation by adding thermal batt insulation to the exterior of the outside walls complete with new framing and metal siding. This would enhance the thermal insulation, increasing it from R-2.1 to R-15. Due to the long payback period, this measure is not recommended. It is instead recommended that the wall improvements be implemented as part of the replacement of the wall assembly at the end of its useful life. The project has an implementation cost of \$ 400,000.00 and there is potential to reduce electrical energy consumption by 290.4 GJ, operating costs by \$ 6,162.00 and greenhouse gas emissions by 19.9 tonnes of CO₂.

4.3.3 Lighting Retrofit

It is recommended that the existing linear fluorescent in the building be replaced with equivalent LED fixtures with output matching the existing to maintain the same perceived lighting levels. Refer to lighting calculations in appendices for more information. The project has an implementation cost of \$ 40,000.00 and there is potential to reduce electrical energy consumption by 70.2 GJ, operating costs by \$ 2,317.00 and greenhouse gas emissions by 3.4 tonnes of CO₂. Due to the long payback period, this project is not recommended as part of an energy retrofit. However, as lighting fixtures reach the end of their lifecycle and are replaced, installing LED lights is recommended.

5 Conclusion

In conclusion, the Tantramar Veterans Memorial Centre was found to have a high EUI, while the Dorchester Veterans Community Centre, and the Tantramar Public Works Depot had lower EUIs compared to similar buildings. There are several opportunities for energy conservation measures at the Tantramar Veterans Memorial Centre but limited in the other facilities due to the long payback periods expected. A summary of the measures identified in this report can be found in the following tables:

Table 5: Summary of Measures - Tantramar Veterans Memorial Centre

Description	Natural Gas or Propane Energy Saved (GJ)	Electrical Energy Saved (GJ)	Opinion of Probable Cost	Annual Cost Savings	Annual GHG Savings (tonnes CO ₂)	Simple Payback (yrs.)
Floodwater Deaerator	0.0	98.0	\$40,000	\$3,160	6.0	12.7
Ice Plant Heat Recovery	0.0	310.0	\$100,000	\$9,997	18.9	10.0
Spectator Washroom Heat Pumps	0.0	9.9	\$8,000	\$319	0.6	25.1
Lighting Retrofit	0.0	481.6	\$103,166	\$15,531	29.4	6.6
Total	0.0	899.5	\$251,166	\$29,007	55.0	8.7

Table 6: Summary of Measures - Dorchester Veterans Community Centre

Description	Natural Gas or Propane Energy Saved (GJ)	Electrical Energy Saved (GJ)	Opinion of Probable Cost	Annual Cost Savings	Annual GHG Savings (tonnes CO ₂)	Simple Payback (yrs.)
Main Level Wall Insulation and Window Replacement	1.1	10.3	\$50,000	\$355	0.6	140.8
Basement Wall Insulation and Window Replacement	0.9	11.3	\$50,000	\$383	0.7	130.5
Total	2.0	21.6	\$100,000	\$738	1.3	135.5

Table 7: Summary of Measures - Tantramar Public Works Depot:

Description	Natural Gas or Propane Energy Saved (GJ)	Electrical Energy Saved (GJ)	Opinion of Probable Cost	Annual Cost Savings	Annual GHG Savings (tonnes CO ₂)	Simple Payback (yrs.)
Roof Insulation	26.6	0	\$102,500	\$564	1.8	181.6
Wall Insulation	290.4	0	\$400,000	\$6,162	19.9	64.9
Lighting Retrofit	-5.0	75.2	\$40,000	\$2,317	3.4	17.3
Total	312.0	75.2	\$542,500	\$9,044	25.1	60.0

NB Power’s Commercial Building Retrofit Program (CBRP) provides incentives up to \$120/GJ (for projects with predominantly electricity savings up to a maximum of \$250,000.00 per building), or 25% of implementation costs (for projects with predominantly fossil fuel savings, up to \$1M per building). For the purposes of this study, the identified energy savings are predominantly natural gas and therefore the financial incentives will be issued based on a rate of 25% of the implementation costs. The Municipality of Tantramar is eligible for up to \$150,923 in financial incentives in accordance tables below. The tables below also include our recommendation to proceed with the measures identified.

Table 8: Summary of Measures - Tantramar Veterans Memorial Centre

Description	Energy Saved	Primary Energy Saving Source	Potential Financial Incentives	Revised Simple Payback	Measure Recommended?
Floodwater Deaerator	98.0	Electricity	\$11,759	8.9	No
Ice Plant Heat Recovery	310.0	Electricity	\$37,199	6.3	Yes
Spectator Washroom Heat Pumps	9.9	Electricity	\$2,000	18.8	No
Lighting Retrofit	481.6	Electricity	\$57,790	2.9	Yes
Total	899.5	-	\$108,747	4.9	-

Table 9: Summary of Measures - Dorchester Veterans Community Centre

Description	Energy Saved	Primary Energy Saving Source	Potential Financial Incentives	Revised Simple Payback	Measure Recommended?
Main Level Wall Insulation and Window Replacement	11.4	Electricity	\$1,366	136.9	No
Basement Wall Insulation and Window Replacement	12.2	Electricity	\$732	126.7	No
Total	23.6	-	\$2,830	131.6	-

Table 10: Summary of Measures - Tantramar Public Works Depot:

Description	Energy Saved	Primary Energy Saving Source	Potential Financial Incentives	Revised Simple Payback	Measure Recommended?
Roof Insulation	26.6	Natural Gas	\$25,625	136.2	No
Wall Insulation	290.4	Natural Gas	\$100,000	48.7	No
Lighting Retrofit	70.2	Electricity	\$8,424	13.6	No
Total	312.0	-	\$134,049	45.6	-

Appendix A

Energy consumption records (Electricity)



eNGLOBE

Utility Data – Tantramar Veterans Memorial Centre



Rink

Énergie NB Power

Your electricity bill

Votre facture d'électricité

Service delivered to/Service livré à

TANTRAMAR
182 MAIN ST, SACKVILLE
ARENA

Your account number

Votre numéro de compte
6663459 - 5

Summary of Charges/Sommaire des frais

Amount due last month/Montant dû du mois dernier	20,856.84
Less payment - Thank you/Moins le paiement - Merci received on Dec 18, 2023/reçu le 18 déc. 2023	-20,856.84
Your balance/Votre solde	0.00
Current charges for Dec 01, 2023 - Jan 03, 2024	
Frais courants du 01 déc. 2023 au 03 janv. 2024	
Monthly service charge/Frais de service mensuels	25.65
Charges for electricity you used/Vos frais d'utilisation d'électricité	
on the first 5000 kilowatt-hours you used pour les 5000 premiers kilowatt-heures utilisés @ 14.76 ¢ /kWh	738.00
on the additional 169720 kilowatt-hours you used pour les 169720 autres kilowatt-heures utilisés @ 10.46 ¢ /kWh	17,752.71
Variance account credit for electricity you used Crédit du compte d'écart pour l'électricité consommée	-209.66
* Billing demand charge/Frais de puissance 20.0 kw @ 0.00/kw	0.00
* Billing demand charge/Frais de puissance 288.6 kw @ 11.80/kw	3,405.48
Water heater service/Service de chauffe-eau (4-455 Litre 600V) @ 36.65	146.60
HST/TVH #11924 6924	3,278.82
Amount due/Montant dû	\$ 25,137.60

Continued on next page/Suite à la prochaine page

We were unable to read your meter this month due to the security alarm at your premise. We've estimated your monthly electricity use based on your past consumption.

Nous n'avons pas pu relever votre compteur ce mois-ci, car les locaux sont équipés d'un système d'alarme. Nous avons donc estimé votre consommation mensuelle d'électricité d'après votre consommation antérieure.

Bill date/Date de facturation

Jan 05, 2024/05 janv. 2024

Bill number/Numéro de facture

6610384573

Rate category/Catégorie de tarif

General Service I/Général I

Meter number/Numéro du compteur

955387

Your electricity use this period
Électricité consommée pendant la période

Estimated reading this period	5498
Previous reading/Relevé précédent	-5134
Difference/Différence	364
Multiplier/Multiplicateur	x 480
Equals current use of Soit une utilisation de	174720 kWh

Your electricity use at a glance
Aperçu de votre utilisation d'électricité

Meter read date Date de relevé du compteur	Billing days Jours de facturation	Electricity Électricité (kWh)	Demand Puissance (kW)
Jan/janv. 03, 2024	34	174720	308.6
Nov/nov. 30, 2023	31	138720	308.6

How to contact us/Pour nous joindre

For service and bill inquiries, click [here](#)

Questions sur le service ou la facture, cliquez [ici](#)

Click [here](#) to visit our web site

Cliquez [ici](#) pour consulter notre site Web



Énergie NB Power

Your account number/Votre numéro de compte
6663459 - 5

Amount due/Montant dû \$ 25,137.60

Summary of Charges (continued)
Sommaire des frais (suite)

* Billing demand is the greater of the maximum kW demand or 90% of the maximum kVA demand in the billing period.

* Puissance de facturation est la valeur la plus élevée des valeurs suivantes : l'appel de puissance maximal en kW, ou 90 % de l'appel de puissance maximal en kVA, pour la période de facturation.

After Jan 25, 2024, a late payment charge may apply.

Après le 25 janv. 2024, des frais d'arrérages peuvent s'appliquer.

Service delivered to/Service livré à
TANTRAMAR
182 MAIN ST, SACKVILLE
ARENA

Account number/Numéro de compte
6663459 - 5

Billing period/Période de facturation
Dec/déc. 01, 2023 - Jan/janv. 03, 2024

Bill date/Date de facturation
Jan 05, 2024/05 janv. 2024

Bill number/Numéro de facture
6610384573



Énergie NB Power

Service delivered to/Service livré à
 TANTRAMAR
 182 MAIN ST, SACKVILLE
 ARENA

Summary of Charges/Sommaire des frais

Amount due last month/Montant dû du mois dernier		17,290.41
Less payment - Thank you/Moins le paiement - Merci received on Nov 16, 2023/reçu le 16 nov. 2023		-17,290.41
Your balance/Votre solde		0.00
Current charges for Oct 31, 2023 - Nov 30, 2023 Frais courants du 31 oct. 2023 au 30 nov. 2023		
Monthly service charge/Frais de service mensuels		25.65
Charges for electricity you used/Vos frais d'utilisation d'électricité		
on the first 5000 kilowatt-hours you used pour les 5000 premiers kilowatt-heures utilisés	@ 14.76 ¢ /kWh	738.00
on the additional 133720 kilowatt-hours you used pour les 133720 autres kilowatt-heures utilisés	@ 10.46 ¢ /kWh	13,987.11
Variance account credit for electricity you used Crédit du compte d'écart pour l'électricité consommée		-166.46
* Billing demand charge/Frais de puissance	20.0 kw @ 0.00/kw	0.00
* Billing demand charge/Frais de puissance	288.6 kw @ 11.80/kw	3,405.48
Water heater service/Service de chauffe-eau	(2-455 Litre 600V)	16.55
	(2-455 Litre 600V) @ 36.65	73.30
	(2-455 Litre 600V)	56.75
HST/TVH #11924 6924		2,720.46

Continued on next page/Suite à la prochaine page

Your electricity bill

Votre facture d'électricité

Your account number
Votre numéro de compte
 6663459 - 5

Bill date/Date de facturation
 Dec 05, 2023/05 déc. 2023

Bill number/Numéro de facture
 6117870057

Rate category/Catégorie de tarif
 General Service I/Général I

Meter number/Numéro du compteur
 955387

Your electricity use this period

Électricité consommée pendant la période

Meter reading on Nov 30, 2023	5134
Relevé du compteur au 30 nov. 2023	5134
Previous reading/Relevé précédent	-4845
Difference/Différence	289
Multiplier/Multiplicateur	x 480
Equals current use of Soit une utilisation de	138720 kWh

Your electricity use at a glance

Aperçu de votre utilisation d'électricité

Meter read date Date de relevé du compteur	Billing days Jours de facturation	Electricity Électricité (kWh)	Demand Puissance (kW)
Nov/nov. 30, 2023	31	138720	308.6
Oct/oct. 30, 2023	32	113760	264.5

How to contact us/Pour nous joindre

For service and bill inquiries, click [here](#)
 Questions sur le service ou la facture, cliquez [ici](#)

Click [here](#) to visit our web site
 Cliquez [ici](#) pour consulter notre site Web



Énergie NB Power

Your account number/Votre numéro de compte
 6663459 - 5

Amount due/Montant dû \$ 20,956.84

Summary of Charges (continued)
Sommaire des frais (suite)**Amount due/Montant dû** **\$ 20,856.84**

* Billing demand is the greater of the maximum kW demand or 90% of the maximum kVA demand in the billing period.

* Puissance de facturation est la valeur la plus élevée des valeurs suivantes : l'appel de puissance maximal en kW, ou 90 % de l'appel de puissance maximal en kVA, pour la période de facturation.

After Dec 25, 2023, a late payment charge may apply.
Après le 25 déc. 2023, des frais d'arrérages peuvent s'appliquer.

Service delivered to/Service livré à
TANTRAMAR
182 MAIN ST, SACKVILLE
ARENA

Account number/Numéro de compte
6663459 - 5

Billing period/Période de facturation
Oct/oct. 31, 2023 - Nov/nov. 30, 2023

Bill date/Date de facturation
Dec 05, 2023/05 déc. 2023

Bill number/Numéro de facture
6117870057



Énergie NB Power

Your electricity bill

Votre facture d'électricité

Service delivered to/Service livré à

TANTRAMAR
182 MAIN ST, SACKVILLE
ARENA

Your account number

Votre numéro de compte
6663459 - 5

Summary of Charges/Sommaire des frais

Amount due last month/Montant dû du mois dernier 11,318.05

Less payment - Thank you/Moins le paiement - Merci
received on Oct 17, 2023/reçu le 17 oct. 2023 -11,318.05

Your balance/Votre solde 0.00

Current charges for Sept 29, 2023 - Oct 30, 2023

Frais courants du 29 sept. 2023 au 30 oct. 2023

Monthly service charge/Frais de service mensuels 25.65

Charges for electricity you used/Vos frais d'utilisation d'électricité
on the first 5000 kilowatt-hours you used
pour les 5000 premiers kilowatt-heures utilisés @ 14.76 ¢ /kWh 738.00

on the additional 108760 kilowatt-hours you used
pour les 108760 autres kilowatt-heures utilisés @ 10.46 ¢ /kWh 11,376.30

Variance account credit for electricity you used
Crédit du compte d'écart pour l'électricité consommée -136.51

* Billing demand charge/Frais de puissance 20.0 kw @ 0.00/kw 0.00

* Billing demand charge/Frais de puissance 244.5 kw @ 11.80/kw 2,885.10

Water heater service/Service de chauffe-eau (4-455 Litre 600V) @ 36.65 146.60

HST/TVH #11924 6924 2,255.27

Amount due/Montant dû \$ 17,290.41

Continued on next page/Suite à la prochaine page

Bill date/Date de facturation

Nov 03, 2023/03 nov. 2023

Bill number/Numéro de facture

6117820513

Rate category/Catégorie de tarif

General Service I/Général I

Meter number/Numéro du compteur

955387

Your electricity use this period

Électricité consommée pendant la période

Meter reading on Oct 30, 2023 4845

Relevé du compteur au 30 oct. 2023 4845

Previous reading/Relevé précédent -4608

Difference/Différence 237

Multiplier/Multiplicateur x 480

Equals current use of
Soit une utilisation de 113760 kWh

Your electricity use at a glance

Aperçu de votre utilisation d'électricité

Meter read date Date de relevé du compteur	Billing days Jours de facturation	Electricity Électricité (kWh)	Demand Puissance (kW)
Oct/oct. 30, 2023	32	113760	264.5
Sept/sept. 28, 2023	29	81120	110.4

How to contact us/Pour nous joindre

For service and bill inquiries, click [here](#)

Questions sur le service ou la facture, cliquez [ici](#)

Click [here](#) to visit our web site

Cliquez [ici](#) pour consulter notre site Web



Énergie NB Power

Your account number/Votre numéro de compte

6663459 - 5

Amount due/Montant dû \$ 17,290.41



Your electricity bill
Votre facture d'électricité

Service delivered to/Service livré à
TANTRAMAR
182 MAIN ST, SACKVILLE
ARENA

Account number/Numéro de compte
6663459 - 5

Billing period/Période de facturation
Sept/sept. 29, 2023 - Oct/oct. 30, 2023

Bill date/Date de facturation
Nov 03, 2023/03 nov. 2023

Bill number/Numéro de facture
6117820513

Summary of Charges (continued)
Sommaire des frais (suite)

- * Billing demand is the greater of the maximum kW demand or 90% of the maximum kVA demand in the billing period.
- * Puissance de facturation est la valeur la plus élevée des valeurs suivantes : l'appel de puissance maximal en kW, ou 90 % de l'appel de puissance maximal en kVA, pour la période de facturation.

After Nov 23, 2023, a late payment charge may apply.
Après le 23 nov. 2023, des frais d'arrérages peuvent s'appliquer.



Énergie NB Power

Your electricity bill

Votre facture
d'électricité

Service delivered to/Service livré à
TANTRAMAR
182 MAIN ST, SACKVILLE
ARENA

Your account number
Votre numéro de compte
6663459 - 5

Summary of Charges/Sommaire des frais

Amount due last month/Montant dû du mois dernier	3,533.97
Less payment - Thank you/Moins le paiement - Merci received on Sept 12, 2023/reçu le 12 sept. 2023	-3,533.97
Your balance/Votre solde	0.00
Current charges for Aug 31, 2023 - Sept 28, 2023 Frais courants du 31 août 2023 au 28 sept. 2023	
Monthly service charge/Frais de service mensuels	25.65
Charges for electricity you used/Vos frais d'utilisation d'électricité on the first 5000 kilowatt-hours you used pour les 5000 premiers kilowatt-heures utilisés @ 14.76 ¢ /kWh	738.00
on the additional 76120 kilowatt-hours you used pour les 76120 autres kilowatt-heures utilisés @ 10.46 ¢ /kWh	7,962.15
Variance account credit for electricity you used Crédit du compte d'écart pour l'électricité consommée	-97.34
* Billing demand charge/Frais de puissance 20.0 kw @ 0.00/kw	0.00
* Billing demand charge/Frais de puissance 90.4 kw @ 11.80/kw	1,066.72
Water heater service/Service de chauffe-eau (4-455 Litre 600V) @ 36.65	146.60
HST/TVH #11924 6924	1,476.27
Amount due/Montant dû	\$ 11,318.05

Continued on next page/Suite à la prochaine page

Bill date/Date de facturation
Oct 05, 2023/05 oct. 2023

Bill number/Numéro de facture
6117768765

Rate category/Catégorie de tarif
General Service I/Général I

Meter number/Numéro du compteur
955387

Your electricity use this period

Électricité consommée pendant la période

Meter reading on Sept 28, 2023	4608
Relevé du compteur au 28 sept. 2023	4608
Previous reading/Relevé précédent	-4439
Difference/Différence	169
Multiplier/Multiplicateur	x 480
Equals current use of Soit une utilisation de	81120 kWh

Your electricity use at a glance

Aperçu de votre utilisation d'électricité

Meter read date Date de relevé du compteur	Billing days Jours de facturation	Electricity Électricité (kWh)	Demand Puissance (kW)
Sept/sept. 28, 2023	29	81120	110.4
Aug/août 30, 2023	33	16320	104.6

How to contact us/Pour nous joindre

For service and bill inquiries, click [here](#)

Questions sur le service ou la facture, cliquez [ici](#)

Click [here](#) to visit our web site

Cliquez [ici](#) pour consulter notre site Web



Énergie NB Power

Your account number/Votre numéro de compte
6663459 - 5

Amount due/Montant dû \$ 11,318.05

Summary of Charges (continued)
Sommaire des frais (suite)

* Billing demand is the greater of the maximum kW demand or 90% of the maximum kVA demand in the billing period.

* Puissance de facturation est la valeur la plus élevée des valeurs suivantes : l'appel de puissance maximal en kW, ou 90 % de l'appel de puissance maximal en kVA, pour la période de facturation.

After Oct 25, 2023, a late payment charge may apply.
Après le 25 oct. 2023, des frais d'arrérages peuvent s'appliquer.

Service delivered to/Service livré à
TANTRAMAR
182 MAIN ST, SACKVILLE
ARENA

Account number/Numéro de compte
6663459 - 5

Billing period/Période de facturation
Aug/août 31, 2023 - Sept/sept. 28, 2023

Bill date/Date de facturation
Oct 05, 2023/05 oct. 2023

Bill number/Numéro de facture
6117768765



Énergie NB Power

Service delivered to/Service livré à
 TANTRAMAR
 182 MAIN ST, SACKVILLE
 ARENA

Summary of Charges/Sommaire des frais

Amount due last month/Montant dû du mois dernier	4,049.96
Less payment - Thank you/Moins le paiement - Merci received on Aug 17, 2023/reçu le 17 août 2023	-4,049.96
Your balance/Votre solde	0.00
Current charges for July 29, 2023 - Aug 30, 2023 Frais courants du 29 juill. 2023 au 30 août 2023	
Monthly service charge/Frais de service mensuels	25.65
Charges for electricity you used/Vos frais d'utilisation d'électricité	
on the first 5000 kilowatt-hours you used pour les 5000 premiers kilowatt-heures utilisés @ 14.76 ¢ /kWh	738.00
on the additional 11320 kilowatt-hours you used pour les 11320 autres kilowatt-heures utilisés @ 10.46 ¢ /kWh	1,184.07
Variance account credit for electricity you used Crédit du compte d'écart pour l'électricité consommée	-19.58
* Billing demand charge/Frais de puissance 20.0 kw @ 0.00/kw	0.00
* Billing demand charge/Frais de puissance 84.6 kw @ 11.80/kw	998.28
Water heater service/Service de chauffe-eau (4-455 Litre 600V) @ 36.65	146.60
HST/TVH #11924 6924	460.95
Amount due/Montant dû	\$ 3,533.97

Continued on next page/Suite à la prochaine page

Your electricity bill

Votre facture d'électricité

Your account number
Votre numéro de compte
 6663459 - 5

Bill date/Date de facturation
 Sept 05, 2023/05 sept. 2023

Bill number/Numéro de facture
 6117717729

Rate category/Catégorie de tarif
 General Service I/Général I

Meter number/Numéro du compteur
 955387

Your electricity use this period

Électricité consommée pendant la période

Meter reading on Aug 30, 2023	4439
Relevé du compteur au 30 août 2023	-4405
Previous reading/Relevé précédent	
Difference/Différence	34
Multiplier/Multiplicateur	x 480
Equals current use of Soit une utilisation de	16320 kWh

Your electricity use at a glance

Aperçu de votre utilisation d'électricité

Meter read date Date de relevé du compteur	Billing days Jours de facturation	Electricity Électricité (kWh)	Demand Puissance (kW)
Aug/août 30, 2023	33	16320	104.6
July/juill. 28, 2023	29	18240	125.8

How to contact us/Pour nous joindre

For service and bill inquiries, click [here](#)
 Questions sur le service ou la facture, cliquez [ici](#)

Click [here](#) to visit our web site
 Cliquez [ici](#) pour consulter notre site Web



Énergie NB Power

Your account number/Votre numéro de compte
 6663459 - 5

Amount due/Montant dû \$ 3,533.97

Summary of Charges (continued)
Sommaire des frais (suite)

* Billing demand is the greater of the maximum kW demand or 90% of the maximum kVA demand in the billing period.

* Puissance de facturation est la valeur la plus élevée des valeurs suivantes : l'appel de puissance maximal en kW, ou 90 % de l'appel de puissance maximal en kVA, pour la période de facturation.

After Sept 25, 2023, a late payment charge may apply.
Après le 25 sept. 2023, des frais d'arrérages peuvent s'appliquer.

Service delivered to/Service livré à
TANTRAMAR
182 MAIN ST, SACKVILLE
ARENA

Account number/Numéro de compte
6663459 - 5

Billing period/Période de facturation
July/juill. 29, 2023 - Aug/août 30, 2023

Bill date/Date de facturation
Sept 05, 2023/05 sept. 2023

Bill number/Numéro de facture
6117717729



Énergie NB Power

Service delivered to/Service livré à
 TANTRAMAR
 182 MAIN ST, SACKVILLE
 ARENA

Summary of Charges/Sommaire des frais

Amount due last month/Montant dû du mois dernier	4,883.21
Less payment - Thank you/Moins le paiement - Merci received on July 18, 2023/reçu le 18 juill. 2023	-4,883.21
Your balance/Votre solde	0.00
Current charges for June 30, 2023 - July 28, 2023	
Frais courants du 30 juin 2023 au 28 juill. 2023	
Monthly service charge/Frais de service mensuels	25.65
Charges for electricity you used/Vos frais d'utilisation d'électricité	
on the first 5000 kilowatt-hours you used pour les 5000 premiers kilowatt-heures utilisés	@ 14.76 ¢ /kWh 738.00
on the additional 13240 kilowatt-hours you used pour les 13240 autres kilowatt-heures utilisés	@ 10.46 ¢ /kWh 1,384.90
Variance account credit for electricity you used Crédit du compte d'écart pour l'électricité consommée	-21.89
* Billing demand charge/Frais de puissance	20.0 kw @ 0.00/kw 0.00
* Billing demand charge/Frais de puissance	105.8 kw @ 11.80/kw 1,248.44
Water heater service/Service de chauffe-eau	(4-455 Litre 600V) @ 36.65 146.60
HST/TVH #11924 6924	528.26
Amount due/Montant dû	\$ 4,049.96

Continued on next page/Suite à la prochaine page

Your electricity bill

Votre facture
d'électricité

Your account number
Votre numéro de compte
 6663459 - 5

Bill date/Date de facturation
 Aug 02, 2023/02 août 2023

Bill number/Numéro de facture
 6610153182

Rate category/Catégorie de tarif
 General Service I/Général I

Meter number/Numéro du compteur
 955387

Your electricity use this period

Électricité consommée pendant la période

Meter reading on July 28, 2023	4405
Previous reading/Relevé précédent	-4367
Difference/Différence	38
Multiplier/Multiplicateur	x 480
Equals current use of Soit une utilisation de	18240 kWh

Your electricity use at a glance

Aperçu de votre utilisation d'électricité

Meter read date Date de relevé du compteur	Billing days Jours de facturation	Electricity Électricité (kWh)	Demand Puissance (kW)
July/juill. 28, 2023	29	18240	125.8
June/juin 29, 2023	30	26400	115.7

How to contact us/Pour nous joindre

For service and bill inquiries, click [here](#)

Questions sur le service ou la facture, cliquez [ici](#)

Click [here](#) to visit our web site

Cliquez [ici](#) pour consulter notre site Web



Énergie NB Power

Your account number/Votre numéro de compte
 6663459 - 5

Amount due/Montant dû \$ 4,049.96

Summary of Charges (continued)
Sommaire des frais (suite)

* Billing demand is the greater of the maximum kW demand or 90% of the maximum kVA demand in the billing period.

* Puissance de facturation est la valeur la plus élevée des valeurs suivantes : l'appel de puissance maximal en kW, ou 90 % de l'appel de puissance maximal en kVA, pour la période de facturation.

After Aug 22, 2023, a late payment charge may apply.
Après le 22 août 2023, des frais d'arrérages peuvent s'appliquer.

Service delivered to/Service livré à
TANTRAMAR
182 MAIN ST, SACKVILLE
ARENA

Account number/Numéro de compte
6663459 - 5

Billing period/Période de facturation
June/juin 30, 2023 - July/juill. 28, 2023

Bill date/Date de facturation
Aug 02, 2023/02 août 2023

Bill number/Numéro de facture
6610153182



Énergie NB Power

Service delivered to/Service livré à
 TANTRAMAR
 182 MAIN ST, SACKVILLE
 ARENA

Summary of Charges/Sommaire des frais

Amount due last month/Montant dû du mois dernier	9,381.29
Less payment - Thank you/Moins le paiement - Merci received on June 20, 2023/reçu le 20 juin 2023	-9,381.29
Your balance/Votre solde	0.00
Current charges for May 31, 2023 - June 29, 2023 Frais courants du 31 mai 2023 au 29 juin 2023	
Monthly service charge/Frais de service mensuels	25.65
Charges for electricity you used/Vos frais d'utilisation d'électricité	
on the first 5000 kilowatt-hours you used pour les 5000 premiers kilowatt-heures utilisés @ 14.76 ¢ /kWh	738.00
on the additional 21400 kilowatt-hours you used pour les 21400 autres kilowatt-heures utilisés @ 10.46 ¢ /kWh	2,238.44
Variance account credit for electricity you used Crédit du compte d'écart pour l'électricité consommée	-31.68
* Billing demand charge/Frais de puissance 20.0 kw @ 0.00/kw	0.00
* Billing demand charge/Frais de puissance 95.7 kw @ 11.80/kw	1,129.26
Water heater service/Service de chauffe-eau (4-455 Litre 600V) @ 36.65	146.60
HST/TVH #11924 6924	636.94
Amount due/Montant dû	\$ 4,883.21

Continued on next page/Suite à la prochaine page

Your electricity bill

Votre facture
d'électricité

Your account number
Votre numéro de compte
6663459 - 5

Bill date/Date de facturation
July 05, 2023/05 juill. 2023

Bill number/Numéro de facture
6709830397

Rate category/Catégorie de tarif
General Service I/Général I

Meter number/Numéro du compteur
955387

Your electricity use this period
Électricité consommée pendant la période

Meter reading on June 29, 2023	4367
Relevé du compteur au 29 juin 2023	-4312
Previous reading/Relevé précédent	
Difference/Différence	55
Multiplier/Multiplicateur	x 480
Equals current use of	
Soit une utilisation de	26400 kWh

Your electricity use at a glance
Aperçu de votre utilisation d'électricité

Meter read date Date de relevé du compteur	Billing days Jours de facturation	Electricity Électricité (kWh)	Demand Puissance (kW)
June/juin 29, 2023	30	26400	115.7
May/mai 30, 2023	32	37440	350.4

How to contact us/Pour nous joindre

For service and bill inquiries, click [here](#)

Questions sur le service ou la facture, cliquez [ici](#)

Click [here](#) to visit our web site

Cliquez [ici](#) pour consulter notre site Web

Summary of Charges (continued)
Sommaire des frais (suite)

* Billing demand is the greater of the maximum kW demand or 90% of the maximum kVA demand in the billing period.

* Puissance de facturation est la valeur la plus élevée des valeurs suivantes : l'appel de puissance maximal en kW, ou 90 % de l'appel de puissance maximal en kVA, pour la période de facturation.

After July 25, 2023, a late payment charge may apply.
Après le 25 juill. 2023, des frais d'arrérages peuvent s'appliquer.

Service delivered to/Service livré à
TANTRAMAR
182 MAIN ST, SACKVILLE
ARENA

Account number/Numéro de compte
6663459 - 5

Billing period/Période de facturation
May/mai 31, 2023 - June/juin 29, 2023

Bill date/Date de facturation
July 05, 2023/05 juill. 2023

Bill number/Numéro de facture
6709830397



Énergie NB Power

Service delivered to/Service livré à
 TANTRAMAR
 182 MAIN ST, SACKVILLE
 ARENA

Summary of Charges/Sommaire des frais

Amount due last month/Montant dû du mois dernier	33,717.34
Less payment - Thank you/Moins le paiement - Merci received on May 05, 2023/reçu le 05 mai 2023	-21,004.21
received on May 24, 2023/reçu le 24 mai 2023	-12,712.69
Your unpaid balance/Votre solde impayé	0.44
Current charges for Apr 29, 2023 - May 30, 2023	
Frais courants du 29 avr. 2023 au 30 mai 2023	
Monthly service charge/Frais de service mensuels	25.65
Charges for electricity you used/Vos frais d'utilisation d'électricité	
on the first 5000 kilowatt-hours you used pour les 5000 premiers kilowatt-heures utilisés @ 14.76 ¢ /kWh	738.00
on the additional 32440 kilowatt-hours you used pour les 32440 autres kilowatt-heures utilisés @ 10.46 ¢ /kWh	3,393.22
Variance account credit for electricity you used Crédit du compte d'écart pour l'électricité consommée	-44.93
* Billing demand charge/Frais de puissance 20.0 kw @ 0.00/kw	0.00
* Billing demand charge/Frais de puissance 330.4 kw @ 11.80/kw	3,898.72
Water heater service/Service de chauffe-eau (4-455 Litre 600V) @ 36.65	146.60
HST/TVH #11924 6924	1,223.59
Amount due/Montant dû	\$ 9,381.29

Continued on next page/Suite à la prochaine page

Your electricity bill

Votre facture d'électricité

Your account number
Votre numéro de compte
 6663459 - 5

Bill date/Date de facturation
 June 05, 2023/05 juin 2023

Bill number/Numéro de facture
 6117562837

Rate category/Catégorie de tarif
 General Service I/Général I

Meter number/Numéro du compteur
 955387

Your electricity use this period

Électricité consommée pendant la période	
Meter reading on May 30, 2023	4312
Relevé du compteur au 30 mai 2023	-4234
Previous reading/Relevé précédent	
Difference/Différence	78
Multiplier/Multiplicateur	x 480
Equals current use of Soit une utilisation de	37440 kWh

Your electricity use at a glance

Meter read date Date de relevé du compteur	Billing days Jours de facturation	Electricity Électricité (kWh)	Demand Puissance (kW)
May/mai 30, 2023	32	37440	350.4
Apr/avr. 28, 2023	29	61440	363.8

How to contact us/Pour nous joindre

For service and bill inquiries, click [here](#)
 Questions sur le service ou la facture, cliquez [ici](#)

Click [here](#) to visit our web site

Cliquez [ici](#) pour consulter notre site Web

Summary of Charges (continued)
Sommaire des frais (suite)

* Billing demand is the greater of the maximum kW demand or 90% of the maximum kVA demand in the billing period.

* Puissance de facturation est la valeur la plus élevée des valeurs suivantes : l'appel de puissance maximal en kW, ou 90 % de l'appel de puissance maximal en kVA, pour la période de facturation.

After June 25, 2023, a late payment charge may apply.
Après le 25 juin 2023, des frais d'arrérages peuvent s'appliquer.

Service delivered to/Service livré à
TANTRAMAR
182 MAIN ST, SACKVILLE
ARENA

Account number/Numéro de compte
6663459 - 5

Billing period/Période de facturation
Apr/avr. 29, 2023 - May/mai 30, 2023

Bill date/Date de facturation
June 05, 2023/05 juin 2023

Bill number/Numéro de facture
6117562837



Service delivered to/Service livré à
TANTRAMAR
182 MAIN ST, SACKVILLE
ARENA

Your account number
Votre numéro de compte
6663459 - 5

Summary of Charges/Sommaire des frais

Amount due last month/Montant dû du mois dernier	36,080.89
Less payment - Thank you/Moins le paiement - Merci received on Apr 11, 2023/reçu le 11 avr. 2023	-15,076.18
Your unpaid balance/Votre solde impayé	21,004.71

**Current charges for Mar 31, 2023 - Apr 28, 2023
Frais courants du 31 mars 2023 au 28 avr. 2023**

The usual breakdown of charges will appear on your next monthly bill.
La ventilation des charges figurera sur votre prochaine facture mensuelle comme d'habitude.

Service charge/Frais de service	25.61
Charges for electricity you used/Vos frais d'utilisation d'électricité	6,630.47
Variance account credit for electricity you used Crédit du compte d'écart pour l'électricité consommée	-71.42
* Billing demand charge/Frais de puissance	4,049.37
Water heater service/Service de chauffe-eau (4-455 Litre 600V)	146.46
HST/TVH #11924 6924	1,617.07
Late payment charges/Frais d'arrérages	315.07

Amount due/Montant dû \$ 33,717.34

* Billing demand is the greater of the maximum kW demand or 90% of the maximum kVA demand in the billing period.

* Puissance de facturation est la valeur la plus élevée des valeurs suivantes : l'appel de

Continued on next page/Suite à la prochaine page

Bill date/Date de facturation
May 03, 2023/03 mai 2023

Bill number/Numéro de facture
6117510210

Rate category/Catégorie de tarif
General Service I/Général I

Meter number/Numéro du compteur
955387

**Your electricity use this period
Électricité consommée pendant la période**

Meter reading on Apr 28, 2023 Relevé du compteur au 28 avr. 2023	4234
Previous reading/Relevé précédent	-4106
Difference/Différence	128
Multiplier/Multiplicateur	x 480
Equals current use of Soit une utilisation de	61440 kWh

**Your electricity use at a glance
Aperçu de votre utilisation d'électricité**

Meter read date Date de relevé du compteur	Billing days Jours de facturation	Electricity Électricité (kWh)	Demand Puissance (kW)
Apr/avr. 28, 2023	29	61440	363.8
Mar/mars 30, 2023	30	138720	374.9

How to contact us/Pour nous joindre

For service and bill inquiries, click [here](#)
Questions sur le service ou la facture, cliquez [ici](#)

Click [here](#) to visit our web site

Cliquez [ici](#) pour consulter notre site Web





Summary of Charges (continued)
Sommaire des frais (suite)

pulsance maximal en kW, ou 90 % de l'appel de puissance maximal en kVA, pour la période de facturation.

After May 23, 2023, a late payment charge may apply.
Après le 23 mai 2023, des frais d'arrérages peuvent s'appliquer.

Service delivered to/Service livré à
TANTRAMAR
182 MAIN ST, SACKVILLE
ARENA

Account number/Numéro de compte
6663459 - 5

Billing period/Période de facturation
Mar/mars 31, 2023 - Apr/avr. 28, 2023

Bill date/Date de facturation
May 03, 2023/03 mai 2023

Bill number/Numéro de facture
6117510210



Énergie NB Power

Service delivered to/Service livré à
TANTRAMAR
182 MAIN ST, SACKVILLE
ARENA

Summary of Charges/Sommaire des frais

Amount due last month/Montant dû du mois dernier	15,076.68
Your unpaid balance/Votre solde impayé	15,076.68

Current charges for Mar 01, 2023 - Mar 30, 2023 Frais courants du 01 mars 2023 au 30 mars 2023

Monthly service charge/Frais de service mensuels	24.27
Charges for electricity you used/Vos frais d'utilisation d'électricité	
on the first 5000 kilowatt-hours you used pour les 5000 premiers kilowatt-heures utilisés @ 13.97 ¢ /kWh	698.50
on the additional 133720 kilowatt-hours you used pour les 133720 autres kilowatt-heures utilisés @ 9.90 ¢ /kWh	13,238.28
* Billing demand charge/Frais de puissance 20.0 kw @ 0.00/kw	0.00
* Billing demand charge/Frais de puissance 354.9 kw @ 11.17/kw	3,964.23
Water heater service/Service de chauffe-eau (4-455 Litre 600V) @ 35.65	142.60
HST/TVH #11924 6924	2,710.18
Late payment charges/Frais d'arrérages	226.15

Amount due/Montant dû \$ 36,080.89

* Billing demand is the greater of the maximum kW demand or 90% of the maximum kVA demand in the billing period.

* Puissance de facturation est la valeur la plus élevée des valeurs suivantes : l'appel de puissance maximal en kW, ou 90 % de l'appel de puissance maximal en kVA, pour la période

Continued on next page / Suite à la prochaine page

Your electricity bill

Votre facture d'électricité

**Your account number
Votre numéro de compte**
6663459 - 5

Bill date/Date de facturation
Apr 05, 2023/05 avr. 2023

Bill number/Numéro de facture
6117457377

Rate category/Catégorie de tarif
General Service I/Général I

Meter number/Numéro du compteur
955387

Your electricity use this period Électricité consommée pendant la période

Meter reading on Mar 30, 2023	4106
Relevé du compteur au 30 mars 2023	
Previous reading/Relevé précédent	-3817
Difference/Différence	289
Multiplier/Multiplicateur	x 480
Equals current use of Soit une utilisation de	138720 kWh

Your electricity use at a glance Aperçu de votre utilisation d'électricité

Meter read date Date de relevé du compteur	Billing days Jours de facturation	Electricity Électricité (kWh)	Demand Puissance (kW)
Mar/mars 30, 2023	30	138720	374.9
Feb/févr. 28, 2023	21	100320	386.9

How to contact us/Pour nous joindre

For service and bill inquiries, click [here](#)
Questions sur le service ou la facture, cliquez [ici](#)

Click [here](#) to visit our web site

Cliquez [ici](#) pour consulter notre site Web

Summary of Charges (continued)
Sommaire des frais (suite)

de facturation.

After Apr 25, 2023, a late payment charge may apply.
Après le 25 avr. 2023, des frais d'arrérages peuvent s'appliquer.

Service delivered to/Service livré à
TANTRAMAR
182 MAIN ST, SACKVILLE
ARENA

Account number/Numéro de compte
6663459 - 5

Billing period/Période de facturation
Mar/mars 01, 2023 - Mar/mars 30, 2023

Bill date/Date de facturation
Apr 05, 2023/05 avr. 2023

Bill number/Numéro de facture
6117457377



Énergie NB Power

Service delivered to/Service livré à
TANTRAMAR
182 MAIN ST, SACKVILLE
ARENA

Summary of Charges/Sommaire des frais

Your opening balance/Votre solde d'ouverture 0.00

Current charges for Feb 08, 2023 - Feb 28, 2023
Frais courants du 08 févr. 2023 au 28 févr. 2023

The usual breakdown of charges will appear on your next monthly bill.
La ventilation des charges figurera sur votre prochaine facture mensuelle comme d'habitude.

Service charge/Frais de service	16.99
Charges for electricity you used/Vos frais d'utilisation d'électricité	10,074.13
* Billing demand charge/Frais de puissance	2,868.79
Water heater service/Service de chauffe-eau (4-455 Litre 600V)	99.82
Service call fee/Frais d'appel de service	50.43
HST/TVH #11924 6924	1,966.52

Amount due/Montant dû \$ 15,076.68

* Billing demand is the greater of the maximum kW demand or 90% of the maximum kVA demand in the billing period.

* Puissance de facturation est la valeur la plus élevée des valeurs suivantes : l'appel de puissance maximal en kW, ou 90 % de l'appel de puissance maximal en kVA, pour la période de facturation.

After Mar 23, 2023, a late payment charge may apply.
Après le 23 mars 2023, des frais d'arrérages peuvent s'appliquer.

Initial electricity bill

Facture d'électricité initiale

Your account number
Votre numéro de compte
6663459 - 5

Bill date/Date de facturation
Mar 03, 2023/03 mars 2023

Bill number/Numéro de facture
6117403859

Rate category/Catégorie de tarif
General Service I/Général I

Meter number/Numéro du compteur
955387

Your electricity use this period
Électricité consommée pendant la période

Meter reading on Feb 28, 2023 3817
Relevé du compteur au 28 févr. 2023
Previous reading/Relevé précédent -3608

Difference/Différence 209

Multiplier/Multiplicateur x 480

Equals current use of
Soit une utilisation de 100320 kWh

Your electricity use at a glance
Aperçu de votre utilisation d'électricité

Meter read date Date de relevé du compteur	Billing days Jours de facturation	Electricity Électricité (kWh)	Demand Puissance (kW)
Feb/févr. 28, 2023	21	100320	386.9

How to contact us/Pour nous joindre
For service and bill inquiries
Questions sur le service ou la facture
1 800 663-6272

Visit our web site/Consultez notre site Web
www.nbpower.com/www.energienb.com



Énergie NB Power

Payment return slip/Talon de paiement

000066634595 0001507668 0020230323 0001507668 000066634595 7

Please tear off this slip and return it with your payment.
Veuillez détacher et retourner ce talon avec votre paiement.

Your account number/Votre numéro de compte
6663459 - 5

Amount due/Montant dû \$ 15,076.68



Irving Energy
 PO Box/C.P. 12331
 Station A
 Toronto, Ontario M5W 0K5

Link

TOWN OF SACKVILLE
 PO BOX 6191
 31 C MAIN ST
 SACKVILLE NB
 E4L 1G6

Deliver To: TOWN OF SACKVILLE
 182 MAIN ST
 SACKVILLE NB

Date	Account Type	Signature	Account Number	Tank	Reference Number
Jun 02, 2024	Open Item		1632729	T008	341628
Description		Purchase Order Number	Quantity / Unit Of Measure	Unit Rate	Amount
Propane			613.7 Litres	0.8780	538.83
HST					92.22
Fed. Fuel Charge – NB					75.98
Terms: N30			Totals ➡		
			Pre Tax Amount	Total Taxes	Amount Due
			\$ 538.83	\$ 168.20	\$ 707.03

Thank You – We Appreciate Your Business

GST/HST # 102531514

Date Due: Jul 02, 2024

Did you know?

When you log into your Irving Energy account portal, you have access to the following:

- Pay your invoices
- Set-up automatic payments



Irving Energy
 PO Box/C.P. 12331
 Station A
 Toronto, Ontario M5W 0K5

TOWN OF SACKVILLE
 PO BOX 6191
 31 C MAIN ST
 SACKVILLE NB
 E4L 1G6

Deliver To: TOWN OF SACKVILLE
 182 MAIN ST
 SACKVILLE NB

Date	Account Type	Signature	Account Number	Tank	Reference Number
Jan 31, 2024	Open Item		1632729	T008	40173
Description		Purchase Order Number	Quantity / Unit Of Measure	Unit Rate	Amount
Propane			654.8 Litres	0.9630	630.57
HST					104.47
Fed. Fuel Charge – NB					65.87
Terms: N30			Totals ➡		
			Pre Tax Amount	Total Taxes	Amount Due
			\$ 630.57	\$ 170.34	\$ 800.91

Thank You – We Appreciate Your Business

GST/HST # 102531514

Date Due: Mar 01, 2024

Did you know?

When you log into your Irving Energy account portal, you have access to the following:

- Pay your invoices
- Set-up automatic payments
- View statements and invoices



Irving Energy
 PO Box/C.P. 12331
 Station A
 Toronto, Ontario M5W 0K5

TOWN OF SACKVILLE
 PO BOX 6191
 31 C MAIN ST
 SACKVILLE NB
 E4L 1G6

Deliver To: TOWN OF SACKVILLE
 182 MAIN ST
 SACKVILLE NB

Date	Account Type	Signature	Account Number	Tank	Reference Number
Dec 05, 2023	Open Item		1632729	T008	341829
Description		Purchase Order Number	Quantity / Unit Of Measure	Unit Rate	Amount
Propane			642.8 Litres	0.9020	579.81
HST					96.67
Fed. Fuel Charge – NB					64.67
Terms: N30		Totals ➡		Pre Tax Amount	Total Taxes
				\$ 579.81	\$ 161.34
					Amount Due
					\$ 741.15

Thank You – We Appreciate Your Business

GST/HST # 102531514

Date Due: Jan 04, 2024

Did you know?

When you log into your Irving Energy account portal, you have access to the following:

- Pay your invoices
- Set-up automatic payments
- View statements and invoices

Utility Data – Dorchester Veterans Community Centre



Your electricity bill

Votre facture
d'électricité

Service delivered to/Service livré à
TANTRAMAR
4955 MAIN ST, DORCHESTER

Your account number
Votre numéro de compte
6663473 - 7

Summary of Charges/Sommaire des frais

Amount due last month/Montant dû du mois dernier	805.17
Less payment - Thank you/Moins le paiement - Merci received on Jan 16, 2024/reçu le 16 janv. 2024	-805.17
Your balance/Votre solde	0.00
Current charges for Dec 21, 2023 - Jan 23, 2024 Frais courants du 21 déc. 2023 au 23 janv. 2024	
Monthly service charge/Frais de service mensuels	24.57
Charges for electricity you used/Vos frais d'utilisation d'électricité on the 6960 kilowatt-hours you used pour les 6960 kilowatt-heures utilisés @ 12.27 ¢ /kWh	853.99
Variance account credit for electricity you used Crédit du compte d'écart pour l'électricité consommée	-8.35
Dusk-to-dawn lighting charges/Frais - lumière sentinelle 1-100W/HPS Light only/Lumière uniquement	16.33
Variance account credit for lighting charges Crédit du compte d'écart pour les frais d'éclairage	-0.05
Water heater service/Service de chauffe-eau (1-180 Litre)	8.06
HST/TVH #11924 6924	134.18
Amount due/Montant dû	\$ 1,028.73

After Feb 15, 2024, a late payment charge may apply.
Après le 15 févr. 2024, des frais d'arrérages peuvent s'appliquer.

Bill date/Date de facturation

Jan 26, 2024/26 janv. 2024

Bill number/Numéro de facture

6610420627

Rate category/Catégorie de tarif

Residential Urban/Domestique - Urbain

Meter number/Numéro du compteur

916916

Your electricity use this period

Électricité consommée pendant la période

Meter reading on Jan 23, 2024

Relevé du compteur au 23 janv. 2024 1715

Previous reading/Relevé précédent -1628

Difference/Différence 87

Multiplier/Multiplicateur x 80

Equals current use of

Soit une utilisation de 6960 kWh

Your electricity use at a glance

Aperçu de votre utilisation d'électricité

Meter read date Date de relevé du compteur	Billing days Jours de facturation	Electricity Électricité (kWh)	Cost Coût (\$)
Jan/janv. 23, 2024	34	6960	870.21
Dec/déc. 20, 2023	27	5360	675.81

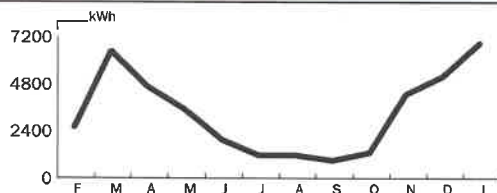
How to contact us/Pour nous joindre

For service and bill inquiries, click [here](#)Questions sur le service ou la facture, cliquez [ici](#)Click [here](#) to visit our web siteCliquez [ici](#) pour consulter notre site Web

Your electricity use

Votre consommation
d'électricité

— Current year/année courante
— Previous year/année antérieure



Your account number/Votre numéro de compte
6663473 - 7

Amount due/Montant dû \$ 1,028.73

After Feb 15, 2024 a late payment charge may
apply./Après le 15 févr. 2024, des frais d'arrérages
peuvent s'appliquer.

Amount of your payment
Montant de votre paiement


Service delivered to/Service livré à

 TANTRAMAR
 4955 MAIN ST, DORCHESTER

Summary of Charges/Sommaire des frais

Amount due last month/Montant dû du mois dernier	659.86
Less payment - Thank you/Moins le paiement - Merci received on Dec 12, 2023/reçu le 12 déc. 2023	-659.86
Your balance/Votre solde	0.00

**Current charges for Nov 24, 2023 - Dec 20, 2023
Frais courants du 24 nov. 2023 au 20 déc. 2023**

Monthly service charge/Frais de service mensuels	24.57
Charges for electricity you used/Vos frais d'utilisation d'électricité on the 5360 kilowatt-hours you used pour les 5360 kilowatt-heures utilisés @ 12.27 ¢ /kWh	657.67
Variance account credit for electricity you used Crédit du compte d'écart pour l'électricité consommée	-6.43
Dusk-to-dawn lighting charges/Frais - lumière sentinelle 1-100W/HPS Light only/Lumière uniquement	16.33
Variance account credit for lighting charges Crédit du compte d'écart pour les frais d'éclairage	-0.05
Water heater service/Service de chauffe-eau (1-180 Litre)	8.06
HST/TVH #11924 6924	105.02

Amount due/Montant dû \$ 805.17

 After Jan 11, 2024, a late payment charge may apply.
 Après le 11 janv. 2024, des frais d'arrérages peuvent s'appliquer.

Your electricity bill
Votre facture d'électricité
**Your account number
Votre numéro de compte**
 6663473 - 7

Bill date/Date de facturation
 Dec 22, 2023/22 déc. 2023

Bill number/Numéro de facture
 6211356500

Rate category/Catégorie de tarif
 Residential Urban/Domestique - Urbain

Meter number/Numéro du compteur
 916916

**Your electricity use this period
Électricité consommée pendant la période**

Estimated reading this period Relevé estimé cette période	1628
Previous reading/Relevé précédent	-1561
Difference/Différence	67
Multiplier/Multiplicateur	x 80
Equals current use of Soit une utilisation de	5360 kWh

**Your electricity use at a glance
Aperçu de votre utilisation d'électricité**

Meter read date Date de relevé du compteur	Billing days Jours de facturation	Electricity Électricité (kWh)	Cost Coût (\$)
Dec/déc. 20, 2023	27	5360	675.81
Nov/nov. 23, 2023	31	4320	549.45

How to contact us/Pour nous joindre

 For service and bill inquiries, click [here](#)
 Questions sur le service ou la facture, cliquez [ici](#)

 Click [here](#) to visit our web site
 Cliquez [ici](#) pour consulter notre site Web

Énergie NB Power

 TANTRAMAR
 PO BOX 6191 STN MAIN
 SACKVILLE NB E4L 1G6

 Your account number/Votre numéro de compte
 6663473 - 7

Amount due/Montant dû \$ 805.17

After Jan 11, 2024 a late payment charge may apply./Après le 11 janv. 2024, des frais d'arrérages peuvent s'appliquer.

 Amount of your payment
 Montant de votre paiement



Énergie NB Power

Service delivered to/Service livré à
TANTRAMAR
4955 MAIN ST, DORCHESTER

Summary of Charges/Sommaire des frais

Amount due last month/Montant dû du mois dernier	246.27
Less payment - Thank you/Moins le paiement - Merci received on Nov 08, 2023/reçu le 08 nov. 2023	-246.27
Your balance/Votre solde	0.00

Current charges for Oct 24, 2023 - Nov 23, 2023 Frais courants du 24 oct. 2023 au 23 nov. 2023

Monthly service charge/Frais de service mensuels	24.57
Charges for electricity you used/Vos frais d'utilisation d'électricité on the 4320 kilowatt-hours you used pour les 4320 kilowatt-heures utilisés @ 12.27 ¢ /kWh	530.06
Variance account credit for electricity you used Crédit du compte d'écart pour l'électricité consommée	-5.18
Dusk-to-dawn lighting charges/Frais - lumière sentinelle 1-100W/HPS Light only/Lumière uniquement	16.33
Variance account credit for lighting charges Crédit du compte d'écart pour les frais d'éclairage	-0.05
Water heater service/Service de chauffe-eau (1-180 Litre)	8.06
HST/TVH #11924 6924	86.07

Amount due/Montant dû \$ 659.86

After Dec 17, 2023, a late payment charge may apply.
Après le 17 déc. 2023, des frais d'arrérages peuvent s'appliquer.

Your electricity bill

Votre facture d'électricité

**Your account number
Votre numéro de compte**
6663473 - 7

Bill date/Date de facturation
Nov 27, 2023/27 nov. 2023

Bill number/Numéro de facture
6759827956

Rate category/Catégorie de tarif
Residential Urban/Domestique - Urbain

Meter number/Numéro du compteur
916916

Your electricity use this period

Électricité consommée pendant la période

Meter reading on Nov 23, 2023 Relevé du compteur au 23 nov. 2023	1561
Previous reading/Relevé précédent	-1507
Difference/Différence	54
Multiplier/Multiplicateur	x 80
Equals current use of Soit une utilisation de	4320 kWh

Your electricity use at a glance

Aperçu de votre utilisation d'électricité

Meter read date Date de relevé du compteur	Billing days Jours de facturation	Electricity Électricité (kWh)	Cost Coût (\$)
Nov/nov. 23, 2023	31	4320	549.45
Oct/oct. 23, 2023	32	1360	189.81

How to contact us/Pour nous joindre

For service and bill inquiries, click [here](#)
Questions sur le service ou la facture, cliquez [ici](#)

Click [here](#) to visit our web site
Cliquez [ici](#) pour consulter notre site Web



Énergie NB Power

TANTRAMAR
PO BOX 6191 STN MAIN
SACKVILLE NB E4L 1G6

Your account number/Votre numéro de compte
6663473 - 7

Amount due/Montant dû \$ 659.86

After Dec 17, 2023 a late payment charge may apply./Après le 17 déc. 2023, des frais d'arrérages peuvent s'appliquer.

Amount of your payment
Montant de votre paiement



Énergie NB Power

Service delivered to/Service livré à
TANTRAMAR
4955 MAIN ST, DORCHESTER

Summary of Charges/Sommaire des frais

Amount due last month/Montant dû du mois dernier	417.66
Less payment - Thank you/Moins le paiement - Merci received on Oct 11, 2023/reçu le 11 oct. 2023	-417.66
Your balance/Votre solde	0.00
Current charges for Sept 22, 2023 - Oct 23, 2023	
Frais courants du 22 sept. 2023 au 23 oct. 2023	
Monthly service charge/Frais de service mensuels	24.57
Charges for electricity you used/Vos frais d'utilisation d'électricité on the 1360 kilowatt-hours you used pour les 1360 kilowatt-heures utilisés @ 12.27 ¢ /kWh	166.87
Variance account credit for electricity you used Crédit du compte d'écart pour l'électricité consommée	-1.63
Dusk-to-dawn lighting charges/Frais - lumière sentinelle 1-100W/HPS Light only/Lumière uniquement	16.33
Variance account credit for lighting charges Crédit du compte d'écart pour les frais d'éclairage	-0.05
Water heater service/Service de chauffe-eau (1-180 Litre)	8.06
HST/TVH #11924 6924	32.12
Amount due/Montant dû	\$ 246.27

After Nov 15, 2023, a late payment charge may apply.
Après le 15 nov. 2023, des frais d'arrérages peuvent s'appliquer.

Your electricity bill

Votre facture d'électricité

Your account number
Votre numéro de compte
6663473 - 7

Bill date/Date de facturation
Oct 26, 2023/26 oct. 2023

Bill number/Numéro de facture
6510345130

Rate category/Catégorie de tarif
Residential Urban/Domestique - Urbain

Meter number/Numéro du compteur
916916

Your electricity use this period

Électricité consommée pendant la période

Meter reading on Oct 23, 2023	1507
Relevé du compteur au 23 oct. 2023	1507
Previous reading/Relevé précédent	-1490
Difference/Différence	17
Multiplier/Multiplicateur	x 80
Equals current use of	
Soit une utilisation de	1360 kWh

Your electricity use at a glance

Aperçu de votre utilisation d'électricité

Meter read date Date de relevé du compteur	Billing days Jours de facturation	Electricity Électricité (kWh)	Cost Coût (\$)
Oct/oct. 23, 2023	32	1360	189.81
Sept/sept. 21, 2023	29	960	141.21

How to contact us/Pour nous joindre

For service and bill inquiries, click [here](#)
Questions sur le service ou la facture, cliquez [ici](#)

Click [here](#) to visit our web site
Cliquez [ici](#) pour consulter notre site Web



Énergie NB Power

TANTRAMAR
PO BOX 6191 STN MAIN
SACKVILLE NB E4L 1G6

Your account number/Votre numéro de compte
6663473 - 7

Amount due/Montant dû **\$ 246.27**

After Nov 15, 2023 a late payment charge may apply./Après le 15 nov. 2023, des frais d'arrérages peuvent s'appliquer.

Amount of your payment
Montant de votre paiement



Énergie NB Power

Service delivered to/Service livré à

TANTRAMAR
4955 MAIN ST, DORCHESTER

Summary of Charges/Sommaire des frais

Amount due last month/Montant dû du mois dernier	223.92
Your unpaid balance/Votre solde impayé	223.92
Current charges for Aug 24, 2023 - Sept 21, 2023	
Frais courants du 24 août 2023 au 21 sept. 2023	
Monthly service charge/Frais de service mensuels	24.57
Charges for electricity you used/Vos frais d'utilisation d'électricité on the 960 kilowatt-hours you used pour les 960 kilowatt-heures utilisés @ 12.27 ¢ /kWh	117.79
Variance account credit for electricity you used Crédit du compte d'écart pour l'électricité consommée	-1.15
Dusk-to-dawn lighting charges/Frais - lumière sentinelle 1-100W/HPS Light only/Lumière uniquement	16.33
Variance account credit for lighting charges Crédit du compte d'écart pour les frais d'éclairage	-0.05
Water heater service/Service de chauffe-eau (1-180 Litre)	8.06
HST/TVH #11924 6924	24.83
Late payment charges/Frais d'arrérages	3.36
Amount due/Montant dû	\$ 417.66

After Oct 16, 2023, a late payment charge may apply.
Après le 16 oct. 2023, des frais d'arrérages peuvent s'appliquer.

Your electricity bill

Votre facture d'électricité

Your account number

Votre numéro de compte
6663473 - 7

Bill date/Date de facturation

Sept 26, 2023/26 sept. 2023

Bill number/Numéro de facture

6117755475

Rate category/Catégorie de tarif

Residential Urban/Domestique - Urbain

Meter number/Numéro du compteur

916916

Your electricity use this period
Électricité consommée pendant la période

Meter reading on Sept 21, 2023	
Relevé du compteur au 21 sept. 2023	1490
Previous reading/Relevé précédent	-1478
Difference/Différence	12
Multiplier/Multiplicateur	x 80
Equals current use of Soit une utilisation de	960 kWh

Your electricity use at a glance
Aperçu de votre utilisation d'électricité

Meter read date Date de relevé du compteur	Billing days Jours de facturation	Electricity Électricité (kWh)	Cost Coût (\$)
Sept/sept. 21, 2023	29	960	141.21
Aug/août 23, 2023	33	1200	170.37

How to contact us/Pour nous joindre

For service and bill inquiries, click [here](#)
Questions sur le service ou la facture, cliquez [ici](#)

Click [here](#) to visit our web site
Cliquez [ici](#) pour consulter notre site Web



Énergie NB Power

TANTRAMAR
PO BOX 6191 STN MAIN
SACKVILLE NB E4L 1G6

Your account number/Votre numéro de compte
6663473 - 7

Your unpaid balance
Votre solde impayé 223.92

Current charges/Frais courants 193.74

Amount due/Montant dû \$ 417.66

After Oct 16, 2023 a late payment charge may
apply./Après le 16 oct. 2023, des frais d'arrérages
peuvent s'appliquer.

Amount of your payment
Montant de votre paiement



Énergie NB Power

Service delivered to/Service livré à
TANTRAMAR
4955 MAIN ST, DORCHESTER

Summary of Charges/Sommaire des frais

Amount due last month/Montant dû du mois dernier	223.92
Less payment - Thank you/Moins le paiement - Merci received on Aug 09, 2023/reçu le 09 août 2023	-223.92
Your balance/Votre solde	0.00
Current charges for July 22, 2023 - Aug 23, 2023 Frais courants du 22 juill. 2023 au 23 août 2023	
Monthly service charge/Frais de service mensuels	24.57
Charges for electricity you used/Vos frais d'utilisation d'électricité on the 1200 kilowatt-hours you used pour les 1200 kilowatt-heures utilisés @ 12.27 ¢ /kWh	147.24
Variance account credit for electricity you used Crédit du compte d'écart pour l'électricité consommée	-1.44
Dusk-to-dawn lighting charges/Frais - lumière sentinelle 1-100W/HPS Light only/Lumière uniquement	16.33
Variance account credit for lighting charges Crédit du compte d'écart pour les frais d'éclairage	-0.05
Water heater service/Service de chauffe-eau (1-180 Litre)	8.06
HST/TVH #11924 6924	29.21
Amount due/Montant dû	\$ 223.92

After Sept 17, 2023, a late payment charge may apply.
Après le 17 sept. 2023, des frais d'arrérages peuvent s'appliquer.

Your electricity bill

Votre facture d'électricité

Your account number
Votre numéro de compte
6663473 - 7

Bill date/Date de facturation
Aug 28, 2023/28 août 2023

Bill number/Numéro de facture
6709907663

Rate category/Catégorie de tarif
Residential Urban/Domestique - Urbain

Meter number/Numéro du compteur
916916

Your electricity use this period

Électricité consommée pendant la période	
Meter reading on Aug 23, 2023	1478
Relevé du compteur au 23 août 2023	1478
Previous reading/Relevé précédent	-1463
Difference/Différence	15
Multiplier/Multiplicateur	x 80
Equals current use of	
Soit une utilisation de	1200 kWh

Your electricity use at a glance

Aperçu de votre utilisation d'électricité

Meter read date Date de relevé du compteur	Billing days Jours de facturation	Electricity Électricité (kWh)	Cost Coût (\$)
Aug/août 23, 2023	33	1200	170.37
July/juill. 21, 2023	30	1200	170.37

How to contact us/Pour nous joindre

For service and bill inquiries, click [here](#)
Questions sur le service ou la facture, cliquez [ici](#)

Click [here](#) to visit our web site
Cliquez [ici](#) pour consulter notre site Web



Énergie NB Power

TANTRAMAR
PO BOX 6191 STN MAIN
SACKVILLE NB E4L 1G6

Your account number/Votre numéro de compte
6663473 - 7

Amount due/Montant dû \$ 223.92

After Sept 17, 2023 a late payment charge may
apply./Après le 17 sept. 2023, des frais d'arrérages
peuvent s'appliquer.

Amount of your payment
Montant de votre paiement



Énergie NB Power

Service delivered to/Service livré à

TANTRAMAR
4955 MAIN ST, DORCHESTER

Summary of Charges/Sommaire des frais

Amount due last month/Montant dû du mois dernier	346.87
Less payment - Thank you/Moins le paiement - Merci received on July 05, 2023/reçu le 05 juill. 2023	-346.87
Your balance/Votre solde	0.00

**Current charges for June 22, 2023 - July 21, 2023
Frais courants du 22 juin 2023 au 21 juill. 2023**

Monthly service charge/Frais de service mensuels	24.57
Charges for electricity you used/Vos frais d'utilisation d'électricité on the 1200 kilowatt-hours you used pour les 1200 kilowatt-heures utilisés @ 12.27 ¢ /kWh	147.24
Variance account credit for electricity you used Crédit du compte d'écart pour l'électricité consommée	-1.44
Dusk-to-dawn lighting charges/Frais - lumière sentinelle 1-100W/HPS Light only/Lumière uniquement	16.33
Variance account credit for lighting charges Crédit du compte d'écart pour les frais d'éclairage	-0.05
Water heater service/Service de chauffe-eau (1-180 Litre)	8.06
HST/TVH #11924 6924	29.21

Amount due/Montant dû \$ 223.92

After Aug 15, 2023, a late payment charge may apply.
Après le 15 août 2023, des frais d'arrérages peuvent s'appliquer.

Your electricity bill

Votre facture d'électricité

Your account number

Votre numéro de compte
6663473 - 7

Bill date/Date de facturation

July 26, 2023/26 juill. 2023

Bill number/Numéro de facture

6510203909

Rate category/Catégorie de tarif

Residential Urban/Domestique - Urbain

Meter number/Numéro du compteur

916916

Your electricity use this period
Électricité consommée pendant la période

Meter reading on July 21, 2023	1463
Relevé du compteur au 21 juill. 2023	1463
Previous reading/Relevé précédent	-1448
Difference/Différence	15
Multiplier/Multiplicateur	x 80
Equals current use of	
Soit une utilisation de	1200 kWh

Your electricity use at a glance
Aperçu de votre utilisation d'électricité

Meter read date Date de relevé du compteur	Billing days Jours de facturation	Electricity Électricité (kWh)	Cost Coût (\$)
July/juill. 21, 2023	30	1200	170.37
June/juin 21, 2023	29	2080	277.29

How to contact us/Pour nous joindre

For service and bill inquiries, click [here](#)
Questions sur le service ou la facture, cliquez [ici](#)

Click [here](#) to visit our web site

Cliquez [ici](#) pour consulter notre site Web



Énergie NB Power

TANTRAMAR
PO BOX 6191 STN MAIN
SACKVILLE NB E4L 1G6

Your account number/Votre numéro de compte

6663473 - 7

Amount due/Montant dû

\$ 223.92

After Aug 15, 2023 a late payment charge may apply./Après le 15 août 2023, des frais d'arrérages peuvent s'appliquer.

Amount of your payment
Montant de votre paiement



Énergie NB Power

Service delivered to/Service livré à
TANTRAMAR
4955 MAIN ST, DORCHESTER

Summary of Charges/Sommaire des frais

Amount due last month/Montant dû du mois dernier	559.26
Less payment - Thank you/Moins le paiement - Merci received on June 13, 2023/reçu le 13 juin 2023	-559.26
Your balance/Votre solde	0.00
Current charges for May 24, 2023 - June 21, 2023	
Frais courants du 24 mai 2023 au 21 juin 2023	
Monthly service charge/Frais de service mensuels	24.57
Charges for electricity you used/Vos frais d'utilisation d'électricité on the 2080 kilowatt-hours you used pour les 2080 kilowatt-heures utilisés @ 12.27 ¢ /kWh	255.22
Variance account credit for electricity you used Crédit du compte d'écart pour l'électricité consommée	-2.50
Dusk-to-dawn lighting charges/Frais - lumière sentinelle 1-100W/HPS Light only/Lumière uniquement	16.33
Variance account credit for lighting charges Crédit du compte d'écart pour les frais d'éclairage	-0.05
Water heater service/Service de chauffe-eau (1-180 Litre)	8.06
HST/TVH #11924 6924	45.24
Amount due/Montant dû	\$ 346.87

After July 16, 2023, a late payment charge may apply.
Après le 16 juill. 2023, des frais d'arrérages peuvent s'appliquer.

Your electricity bill

Votre facture d'électricité

Your account number
Votre numéro de compte
6663473 - 7

Bill date/Date de facturation
June 26, 2023/26 juin 2023

Bill number/Numéro de facture
6310846695

Rate category/Catégorie de tarif
Residential Urban/Domestique - Urbain

Meter number/Numéro du compteur
916916

Your electricity use this period

Électricité consommée pendant la période

Meter reading on June 21, 2023	1448
Relevé du compteur au 21 juin 2023	1448
Previous reading/Relevé précédent	-1422
Difference/Différence	26
Multiplier/Multiplicateur	x 80
Equals current use of Soit une utilisation de	2080 kWh

Your electricity use at a glance

Aperçu de votre utilisation d'électricité

Meter read date Date de relevé du compteur	Billing days Jours de facturation	Electricity Électricité (kWh)	Cost Coût (\$)
June/juin 21, 2023	29	2080	277.29
May/mai 23, 2023	32	3600	461.97

How to contact us/Pour nous joindre

For service and bill inquiries, click [here](#)
Questions sur le service ou la facture, cliquez [ici](#)

Click [here](#) to visit our web site

Cliquez [ici](#) pour consulter notre site Web



TANTRAMAR
PO BOX 6191 STN MAIN
SACKVILLE NB E4L 1G6

Your account number/Votre numéro de compte
6663473 - 7

Amount due/Montant dû \$ 346.87

After July 16, 2023 a late payment charge may apply./Après le 16 juill. 2023, des frais d'arrérages peuvent s'appliquer.

Amount of your payment
Montant de votre paiement



Énergie NB Power

Service delivered to/Service livré à
TANTRAMAR
4955 MAIN ST, DORCHESTER

Summary of Charges/Sommaire des frais

Amount due last month/Montant dû du mois dernier	716.98
Less payment - Thank you/Moins le paiement - Merci received on May 16, 2023/reçu le 16 mai 2023	-716.98
Your balance/Votre solde	0.00
Current charges for Apr 22, 2023 - May 23, 2023	
Frais courants du 22 avr. 2023 au 23 mai 2023	
Monthly service charge/Frais de service mensuels	24.57
Charges for electricity you used/Vos frais d'utilisation d'électricité on the 3600 kilowatt-hours you used pour les 3600 kilowatt-heures utilisés @ 12.27 ¢ /kWh	441.72
Variance account credit for electricity you used Crédit du compte d'écart pour l'électricité consommée	-4.32
Dusk-to-dawn lighting charges/Frais - lumière sentinelle 1-100W/HPS Light only/Lumière uniquement	16.33
Variance account credit for lighting charges Crédit du compte d'écart pour les frais d'éclairage	-0.05
Water heater service/Service de chauffe-eau (1-180 Litre)	8.06
HST/TVH #11924 6924	72.95
Amount due/Montant dû	\$ 559.26

After June 15, 2023, a late payment charge may apply.
Après le 15 juin 2023, des frais d'arrérages peuvent s'appliquer.

Your electricity bill

Votre facture d'électricité

Your account number
Votre numéro de compte
6663473 - 7

Bill date/Date de facturation
May 26, 2023/26 mai 2023

Bill number/Numéro de facture
6310800668

Rate category/Catégorie de tarif
Residential Urban/Domestique - Urbain

Meter number/Numéro du compteur
916916

Your electricity use this period

Électricité consommée pendant la période

Meter reading on May 23, 2023	1422
Relevé du compteur au 23 mai 2023	
Previous reading/Relevé précédent	-1377
Difference/Différence	45
Multiplier/Multiplicateur	x 80
Equals current use of	
Soit une utilisation de	3600 kWh

Your electricity use at a glance

Aperçu de votre utilisation d'électricité

Meter read date Date de relevé du compteur	Billing days Jours de facturation	Electricity Électricité (kWh)	Cost Coût (\$)
May/mai 23, 2023	32	3600	461.97
Apr/avr. 21, 2023	29	4800	599.62

How to contact us/Pour nous joindre

For service and bill inquiries, click [here](#)
Questions sur le service ou la facture, cliquez [ici](#)

Click [here](#) to visit our web site

Cliquez [ici](#) pour consulter notre site Web



Your account number/Votre numéro de compte
6663473 - 7

Amount due/Montant dû \$ 559.26

After June 15, 2023 a late payment charge may apply./Après le 15 juin 2023, des frais d'arrérages peuvent s'appliquer.

TANTRAMAR
PO BOX 6191 STN MAIN
SACKVILLE NB E4L 1G6

Amount of your payment
Montant de votre paiement



Énergie NB Power

Service delivered to/Service livré à

TANTRAMAR
4955 MAIN ST, DORCHESTER

Summary of Charges/Sommaire des frais

Amount due last month/Montant dû du mois dernier	1,391.56
Less payment - Thank you/Moins le paiement - Merci received on Apr 05, 2023/reçu le 05 avr. 2023	-445.71
received on Apr 12, 2023/reçu le 12 avr. 2023	-945.85
Your balance/Votre solde	0.00

**Current charges for Mar 24, 2023 - Apr 21, 2023
Frais courants du 24 mars 2023 au 21 avr. 2023**

The usual breakdown of charges will appear on your next monthly bill.
La ventilation des charges figurera sur votre prochaine facture mensuelle comme d'habitude.

Service charge/Frais de service	24.20
Charges for electricity you used/Vos frais d'utilisation d'électricité	579.45
Variance account credit for electricity you used Crédit du compte d'écart pour l'électricité consommée	-4.03
Dusk-to-dawn lighting charges/Frais - lumière sentinelle 1-100W/HPS Light only/Lumière uniquement	16.09
Variance account credit for lighting charges, Crédit du compte d'écart pour les frais d'éclairage	-0.04
Water heater service/Service de chauffe-eau (1-180 Litre)	7.79
HST/TVH #11924 6924	93.52

Amount due/Montant dû \$ 716.98

Continued on next page/Suite à la prochaine page

Your electricity bill

Votre facture d'électricité

Your account number
Votre numéro de compte
6663473 - 7

Bill date/Date de facturation

Apr 26, 2023/26 avr. 2023

Bill number/Numéro de facture

6210951640

Rate category/Catégorie de tarif

Residential Urban/Domestique - Urbain

Meter number/Numéro du compteur

916916

Your electricity use this period
Électricité consommée pendant la période

Meter reading on Apr 21, 2023 Relevé du compteur au 21 avr. 2023	1377
Previous reading/Relevé précédent	-1317
Difference/Différence	60
Multiplier/Multiplicateur	x 80
Equals current use of Soit une utilisation de	4800 kWh

Your electricity use at a glance
Aperçu de votre utilisation d'électricité

Meter read date Date de relevé du compteur	Billing days Jours de facturation	Electricity Électricité (kWh)	Cost Coût (\$)
Apr/avr. 21, 2023	29	4800	599.62
Mar/mars 23, 2023	30	6640	794.15

How to contact us/Pour nous joindre

For service and bill inquiries, click [here](#)
Questions sur le service ou la facture, cliquez [ici](#)

Click [here](#) to visit our web site

Cliquez [ici](#) pour consulter notre site Web



Énergie NB Power

TANTRAMAR
PO BOX 6191 STN MAIN
SACKVILLE NB E4L 1G6

Your account number/Votre numéro de compte
6663473 - 7

Amount due/Montant dû \$ 716.98

After May 16, 2023 a late payment charge may
apply./Après le 16 mai 2023, des frais d'arrérages
peuvent s'appliquer.

Amount of your payment
Montant de votre paiement



Summary of Charges (continued)
Sommaire des frais (suite)

After May 16, 2023, a late payment charge may apply.
Après le 16 mai 2023, des frais d'arrérages peuvent s'appliquer.

Service delivered to/Service livré à
TANTRAMAR
4955 MAIN ST, DORCHESTER

Account number/Numéro de compte
6663473 - 7

Billing period/Période de facturation
Mar/mars 24, 2023 - Apr/avr. 21, 2023

Bill date/Date de facturation
Apr 26, 2023/26 avr. 2023

Bill number/Numéro de facture
6210951640



Énergie NB Power

Service delivered to/Service livré à
TANTRAMAR
4955 MAIN ST, DORCHESTER

Summary of Charges/Sommaire des frais

Amount due last month/Montant dû du mois dernier	445.71
Your unpaid balance/Votre solde impayé	445.71

Current charges for Feb 22, 2023 - Mar 23, 2023 Frais courants du 22 févr. 2023 au 23 mars 2023

Monthly service charge/Frais de service mensuels	23.25
Charges for electricity you used/Vos frais d'utilisation d'électricité on the 6640 kilowatt-hours you used pour les 6640 kilowatt-heures utilisés @ 11.61 ¢ /kWh	770.90
Dusk-to-dawn lighting charges/Frais - lumière sentinelle 1-100W/HPS Light only/Lumière uniquement	15.45
Water heater service/Service de chauffe-eau (1-180 Litre)	7.06
HST/TVH #11924 6924	122.50
Late payment charges/Frais d'arrérages	6.69

Amount due/Montant dû \$ 1,391.56

After Apr 17, 2023, a late payment charge may apply.
Après le 17 avr. 2023, des frais d'arrérages peuvent s'appliquer.

Your electricity bill

Votre facture d'électricité

**Your account number
Votre numéro de compte**
6663473 - 7

Bill date/Date de facturation
Mar 28, 2023/28 mars 2023
Bill number/Numéro de facture
6709696019

Rate category/Catégorie de tarif
Residential Urban/Domestique - Urbain
Meter number/Numéro du compteur
916916

**Your electricity use this period
Électricité consommée pendant la période**
Meter reading on Mar 23, 2023
Relevé du compteur au 23 mars 2023 1317
Previous reading/Relevé précédent -1234
Difference/Différence 83
Multiplier/Multiplicateur x 80
Equals current use of
Soit une utilisation de 6640 kWh

Your electricity use at a glance Aperçu de votre utilisation d'électricité

Meter read date Date de relevé du compteur	Billing days Jours de facturation	Electricity Électricité (kWh)	Cost Coût (\$)
Mar/mars 23, 2023	30	6640	794.15
Feb/févr. 21, 2023	14	2720	326.64

How to contact us/Pour nous joindre
For service and bill inquiries, click [here](#)
Questions sur le service ou la facture, cliquez [ici](#)
Click [here](#) to visit our web site
Cliquez [ici](#) pour consulter notre site Web



Énergie NB Power

TANTRAMAR
PO BOX 6191 STN MAIN
SACKVILLE NB E4L 1G6

Your account number/Votre numéro de compte
6663473 - 7

Your unpaid balance Votre solde impayé	445.71
Current charges/Frais courants	945.85
Amount due/Montant dû	\$ 1,391.56

After Apr 17, 2023 a late payment charge may apply./Après le 17 avr. 2023, des frais d'arrérages peuvent s'appliquer.

Amount of your payment
Montant de votre paiement



Énergie NB Power

Service delivered to/Service livré à
TANTRAMAR
4955 MAIN ST, DORCHESTER

Summary of Charges/Sommaire des frais

Your opening balance/Votre solde d'ouverture 0.00

Current charges for Feb 08, 2023 - Feb 21, 2023
Frais courants du 08 févr. 2023 au 21 févr. 2023

The usual breakdown of charges will appear on your next monthly bill.
La ventilation des charges figurera sur votre prochaine facture mensuelle comme d'habitude.

Service charge/Frais de service	10.85
Charges for electricity you used/Vos frais d'utilisation d'électricité	315.79
Dusk-to-dawn lighting charges/Frais - lumière sentinelle 1-100W/HPS Light only/Lumière uniquement	7.21
Water heater service/Service de chauffe-eau (1-180 Litre)	3.29
Service call fee/Frais d'appel de service	50.43
HST/TVH #11924 6924	58.14

Amount due/Montant dû \$ 445.71

After Mar 15, 2023, a late payment charge may apply.
Après le 15 mars 2023, des frais d'arrérages peuvent s'appliquer.

Initial electricity bill

Facture d'électricité initiale

Your account number
Votre numéro de compte
6663473 - 7

Bill date/Date de facturation
Feb 23, 2023/23 févr. 2023

Bill number/Numéro de facture
6210849054

Rate category/Catégorie de tarif
Residential Urban/Domestique - Urbain

Meter number/Numéro du compteur
916916

Your electricity use this period

Électricité consommée pendant la période	
Meter reading on Feb 21, 2023	
Relevé du compteur au 21 févr. 2023	1234
Previous reading/Relevé précédent	-1200
Difference/Différence	34
Multiplier/Multiplicateur	x 80
Equals current use of	
Soit une utilisation de	2720 kWh

Your electricity use at a glance

Aperçu de votre utilisation d'électricité

Meter read date	Billing days	Electricity	Cost
Date de relevé	Jours de	Électricité	Coût
du compteur	facturation	(kWh)	(\$)
Feb/févr. 21, 2023	14	2720	326.64

How to contact us/Pour nous joindre

For service and bill inquiries
Questions sur le service ou la facture
1 800 663-6272

Visit our web site/Consultez notre site Web
www.nbpower.com/www.energienb.com



Payment return slip/Talon de paiement

000066634737 0000044571 0020230315 0000044571 000066634737 7

Please tear off this slip and return it with your payment.
Veuillez détacher et retourner ce talon avec votre paiement.

Your account number/Votre numéro de compte
6663473 - 7

Amount due/Montant dû \$ 445.71

After Mar 15, 2023 a late payment charge may apply./Après le 15 mars 2023, des frais d'arrérages peuvent s'appliquer.

TANTRAMAR
PO BOX 6191 STN MAIN
SACKVILLE NB E4L 1G6

Amount of your payment
Montant de votre paiement

ACCOUNT INFORMATION

Dorchester



Customer Name: DORCHESTER COMMUNITY HALL
Service Address: 4955 ROUTE 106, DORCHESTER NB CA E4K 2Z1
Account Number: 200002385116

What do I owe?

\$576.37

How much did I use?

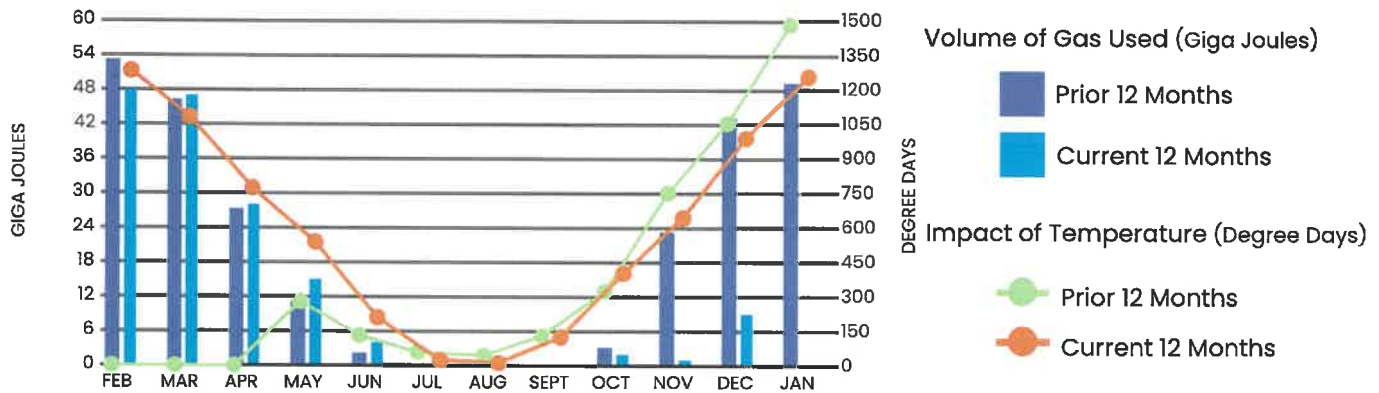
0.00

Giga Joules

When is it due?

Feb 21, 2023

Your Monthly Gas Use At a Glance



Important messages from Liberty

IF YOU SUSPECT A GAS LEAK: LEAVE the area immediately. DO NOT smoke, use a phone or cell phone, turn on/off any lights or appliances or operate any vehicle or equipment that could cause sparks. If you suspect a gas leak, don't wait! Leave the area and call our emergency number at 800-994-2762 or call 9-1-1.

Pay online at LibertyEnergyandWater.com, or return this portion with your payment. Please include your account number on your check and make payable to Liberty Utilities.



Account Number: 200002385116
Service Address: 4955 ROUTE 106
Bill Date: 30-JAN-2023
Due Date: 21-FEB-2023

LATE PAYMENT FEE:
Payments received after the due date
are subject to a 1.50% fee per month late.

\$576.37
Amount Due

Amount Enclosed

energy and water for life

Account Activity for Your Natural Gas Service from 12/23/2022 - 01/24/2023

Rate: MGS - Mid General Service

Next Scheduled Meter Read Date: 02/24/2023

Point of Delivery ID: 00000000000010426766



Meter Number	Read Type	Service Days	Billing Period	Current	Previous	m ³ Used	Pressure Factor	Gigajoule Conversion Factor	GJ
NB3951823	Actual	33	12/23/22 - 1/24/23	43043	43043	0	1.01250	0.038969	0.00

What am I paying for?
Additional messages

Previous Balance as of 12/29/2022	\$ 552.12
Payment(s) Received as of 01/30/2023	\$ 0.00
Balance Forward	\$ 552.12

Current Charges

DELIVERY CHARGES	
Customer Charge	\$ 21.09
TOTAL DELIVERY CHARGES	\$ 21.09
TAX CHARGES	
HST (R89936 2016 RT0001)	\$ 3.16
TOTAL TAX CHARGES	\$ 3.16
TOTAL CURRENT CHARGES	\$ 24.25

Total Amount Due
\$ 576.37

NOTICE: Adjustments to delivery rates and charges for all customer rate classes approved by the New Brunswick Energy & Utilities Board, took effect 01/01/2023. For more information about rates and how the adjustment may impact your bill, please go to "Rates & Charges" at www.libertyenergyandwater.com.

Your commodity contract with Liberty Utilities ends 03/31/2023. Commodity-related enquiries can be made at Liberty Utilities.

Account Information

Customer Name: DORCHESTER COMMUNITY HALL
Service Address: 4955 ROUTE 106, DORCHESTER NB CA E4K 2Z1
Account Number: 200002385116



What do I owe?

\$681.47

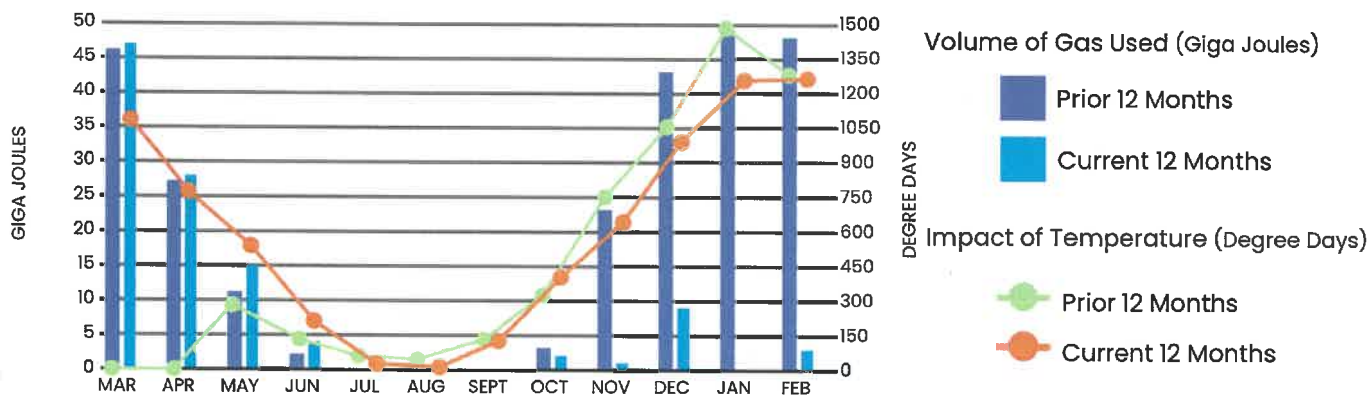
How much did I use?

3.05
Giga Joules

When is it due?

Mar 21, 2023

Your Monthly Gas Use At a Glance



Important messages from Liberty

IF YOU SUSPECT A GAS LEAK: LEAVE the area immediately. DO NOT smoke, use a phone or cell phone, turn on/off any lights or appliances or operate any vehicle or equipment that could cause sparks. If you suspect a gas leak, don't wait! Leave the area and call our emergency number at 800-994-2762 or call 9-1-1.

energy and water for life

Pay online at LibertyEnergyandWater.com, or return this portion with your payment. Please include your account number on your check and make payable to Liberty Utilities.



Account Number: 200002385116
Service Address: 4955 ROUTE 106
Bill Date: 27-FEB-2023
Due Date: 21-MAR-2023

LATE PAYMENT FEE:
Payments received after the due date are subject to a 1.50% fee per month late.

\$681.47
Amount Due

Amount Enclosed

Account Activity for Your Natural Gas Service from 01/25/2023 - 02/22/2023

Rate: MGS - Mid General Service

Next Scheduled Meter Read Date: 03/27/2023

Point of Delivery ID: 00000000000010426766



Meter Number	Read Type	Service Days	Billing Period	Current	Previous	m ³ Used	Pressure Factor	Gigajoule Conversion Factor	GJ
NB3951823	Actual	29	1/25/23 - 2/22/23	43120	43043	77	1.01250	0.039064	3.05

What am I paying for?

Additional messages

Previous Balance as of 01/30/2023	\$	576.37
Payment(s) Received as of 02/27/2023	\$	0.00
Balance Forward	\$	576.37

NOTICE: Adjustments to delivery rates for all customer rate classes, approved by the New Brunswick Energy & Utilities Board, took effect January 1, 2023. For more information about rates and how the adjustments may impact your bill, please go to "Rates & Charges" at www.libertyenergyandwater.com.

Current Charges

DELIVERY CHARGES	QUANTITY USED	COST PER GJ		
Customer Charge			\$	21.50
Delivery Charge	3.05 GJ	\$ 11.4320	\$	34.87
TOTAL DELIVERY CHARGES			\$	56.37

GAS CHARGES	QUANTITY USED	COST PER GJ		
Commodity Charge	0.71 GJ	\$ 12.1800	\$	8.65
Commodity Charge	2.34 GJ	\$ 11.2700	\$	26.37
TOTAL GAS CHARGES			\$	35.02

MISCELLANEOUS CHARGES AND CREDITS		
NB Tax On Carbon Emitting Products	\$	7.54
Provincial Investment In Distribution System	\$	-7.54
TOTAL MISC. CHARGES AND CREDITS	\$	0.00

TAX CHARGES		
HST (R89936 2016 RT0001)	\$	13.71
TOTAL TAX CHARGES	\$	13.71

TOTAL CURRENT CHARGES	\$	105.10
------------------------------	-----------	---------------

Total Amount Due

\$ 681.47

Account Information

Customer Name: DORCHESTER COMMUNITY HALL
Service Address: 4955 ROUTE 106, DORCHESTER NB CA E4K 2Z1
Account Number: 200002385116



What do I owe?

\$716.24

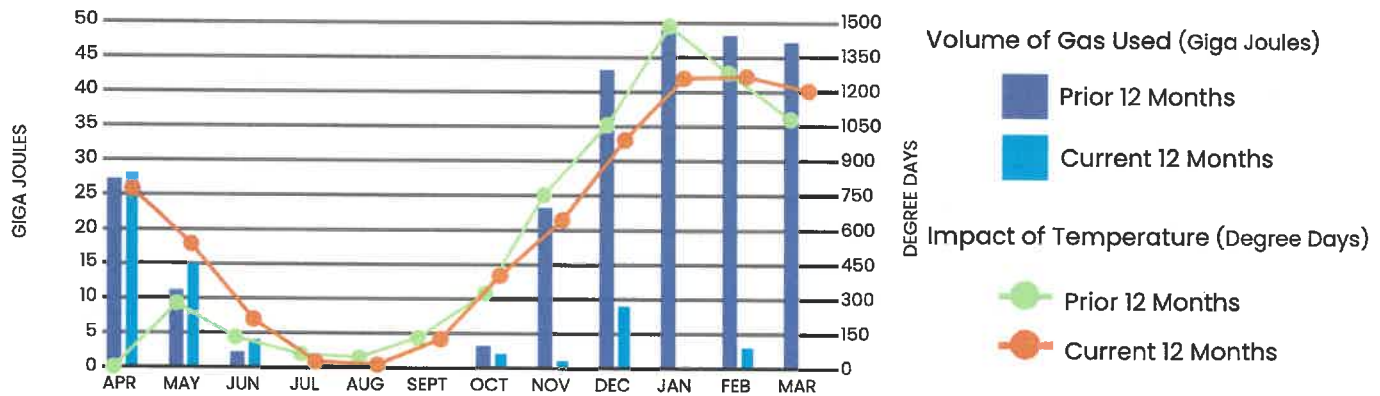
How much did I use?

0.39
Giga Joules

When is it due?

Apr 20, 2023

Your Monthly Gas Use At a Glance



Important messages from Liberty

IF YOU SUSPECT A GAS LEAK: LEAVE the area immediately. DO NOT smoke, use a phone or cell phone, turn on/off any lights or appliances or operate any vehicle or equipment that could cause sparks. If you suspect a gas leak, don't wait! Leave the area and call our emergency number at 800-994-2762 or call 9-1-1.

energy and water for life

Pay online at LibertyEnergyandWater.com, or return this portion with your payment. Please include your account number on your check and make payable to Liberty Utilities.



LATE PAYMENT FEE:
Payments received after the due date
are subject to a 1.50% fee per month late.

Account Number: 200002385116
Service Address: 4955 ROUTE 106
Bill Date: 29-MAR-2023
Due Date: 20-APR-2023

\$716.24
Amount Due

Amount Enclosed

Account Activity for Your Natural Gas Service from 02/23/2023 - 03/24/2023

Rate: MGS - Mid General Service

Next Scheduled Meter Read Date: 04/28/2023

Point of Delivery ID: 00000000000010426766



Meter Number	Read Type	Service Days	Billing Period	Current	Previous	m ³ Used	Pressure Factor	Gigajoule Conversion Factor	GJ
NB3951823	Actual	4	2/23/23 - 2/26/23	43128	43120	8	1.01250	0.039008	0.31
NB4252649	Actual	26	2/27/23 - 3/24/23	2	0	2	1.01250	0.039008	0.06

What am I paying for?
Additional messages

Previous Balance as of 02/27/2023	\$ 681.47
Payment(s) Received as of 03/29/2023	\$ 0.00
Balance Forward	\$ 681.47

We want to hear from you! Visit libertyenergyandwater.com to learn how you can be part of Liberty Listens, our new customer feedback panel.

Current Charges

DELIVERY CHARGES	QUANTITY USED	COST PER GJ		
Customer Charge			\$	21.50
Delivery Charge	0.39 GJ	\$ 11.4320	\$	4.46
TOTAL DELIVERY CHARGES			\$	25.96
GAS CHARGES	QUANTITY USED	COST PER GJ		
Commodity Charge	0.31 GJ	\$ 11.2700	\$	3.49
Commodity Charge	0.08 GJ	\$ 9.8700	\$	0.79
TOTAL GAS CHARGES			\$	4.28
MISCELLANEOUS CHARGES AND CREDITS				
NB Tax On Carbon Emitting Products			\$	0.98
Provincial Investment In Distribution System			\$	-0.98
TOTAL MISC. CHARGES AND CREDITS			\$	0.00
TAX CHARGES				
HST (R89936 2016 RT0001)			\$	4.53
TOTAL TAX CHARGES			\$	4.53
TOTAL CURRENT CHARGES			\$	34.77

Total Amount Due

\$ 716.24

ACCOUNT INFORMATION

Customer Name: DORCHESTER COMMUNITY HALL
Service Address: 4955 ROUTE 106, DORCHESTER NB CA E4K 2Z1
Account Number: 200002385116



What do I owe?

\$576.85

How much did I use?

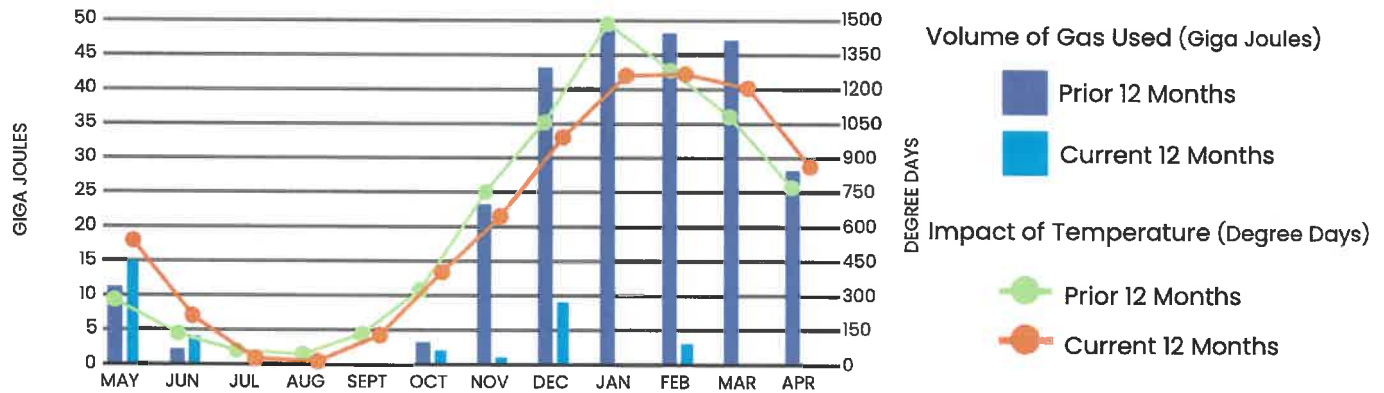
0.00

Giga Joules

When is it due?

May 23, 2023

Your Monthly Gas Use At a Glance



Important messages from Liberty

IF YOU SUSPECT A GAS LEAK: LEAVE the area immediately. DO NOT smoke, use a phone or cell phone, turn on/off any lights or appliances or operate any vehicle or equipment that could cause sparks. If you suspect a gas leak, don't wait! Leave the area and call our emergency number at 800-994-2762 or call 9-1-1.

Pay online at LibertyEnergyandWater.com, or return this portion with your payment. Please include your account number on your check and make payable to Liberty Utilities.



LATE PAYMENT FEE:
Payments received after the due date are subject to a 1.50% fee per month late.

Account Number: 200002385116
Service Address: 4955 ROUTE 106
Bill Date: 01-MAY-2023
Due Date: 23-MAY-2023

\$576.85
Amount Due

Amount Enclosed

energy and water for life

Account Activity for Your Natural Gas Service from 03/25/2023 - 04/25/2023

Rate: MGS - Mid General Service

Next Scheduled Meter Read Date: 05/26/2023

Point of Delivery ID: 00000000000010426766



Meter Number	Read Type	Service Days	Billing Period	Current	Previous	m ³ Used	Pressure Factor	Gigajoule Conversion Factor	GJ
NB4252649	Actual	32	3/25/23 - 4/25/23	2	2	0	1.01250	0.038763	0.00

What am I paying for?

Additional messages

Previous Balance as of 03/29/2023	\$	716.24
Payment(s) Received as of 05/01/2023	\$	-164.12
Balance Forward	\$	552.12

Current Charges

DELIVERY CHARGES

Customer Charge	\$	21.50
TOTAL DELIVERY CHARGES	\$	21.50

TAX CHARGES

HST (R89936 2016 RT0001)	\$	3.23
TOTAL TAX CHARGES	\$	3.23

TOTAL CURRENT CHARGES	\$	24.73
------------------------------	-----------	--------------

Total Amount Due

\$ 576.85

Account information

Customer Name: DORCHESTER COMMUNITY HALL
Service Address: 4955 ROUTE 106, DORCHESTER NB CA E4K 2Z1
Account Number: 200002385116



What do I owe?

\$49.46

How much did I use?

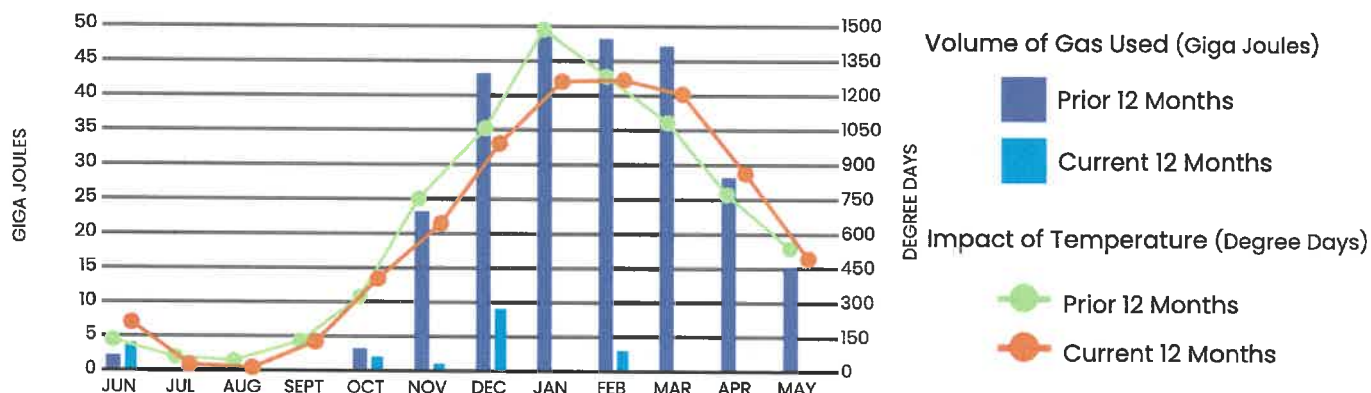
0.00

Giga Joules

When is it due?

Jun 21, 2023

Your Monthly Gas Use At a Glance



Important messages from Liberty

IF YOU SUSPECT A GAS LEAK: LEAVE the area immediately. DO NOT smoke, use a phone or cell phone, turn on/off any lights or appliances or operate any vehicle or equipment that could cause sparks. If you suspect a gas leak, don't wait! Leave the area and call our emergency number at 800-994-2762 or call 9-1-1.

energy and water for life

Pay online at LibertyEnergyandWater.com, or return this portion with your payment. Please include your account number on your check and make payable to Liberty Utilities.



Account Number: 200002385116
Service Address: 4955 ROUTE 106
Bill Date: 30-MAY-2023
Due Date: 21-JUN-2023

LATE PAYMENT FEE:
Payments received after the due date
are subject to a 1.50% fee per month late.

\$49.46
Amount Due

Amount Enclosed

Account Activity for Your Natural Gas Service from 04/26/2023 - 05/24/2023

Rate: MGS - Mid General Service

Next Scheduled Meter Read Date: 06/27/2023

Point of Delivery ID: 00000000000010426766



Meter Number	Read Type	Service Days	Billing Period	Current	Previous	m ³ Used	Pressure Factor	Gigajoule Conversion Factor	GJ
NB4252649	Actual	29	4/26/23 - 5/24/23	2	2	0	1.01250	0.038643	0.00

What am I paying for?

Additional messages

Previous Balance as of 05/01/2023	\$	576.85
Payment(s) Received as of 05/30/2023	\$	-552.12
Balance Forward	\$	24.73

Current Charges

DELIVERY CHARGES

Customer Charge	\$	21.50
TOTAL DELIVERY CHARGES	\$	21.50

TAX CHARGES

HST (R89936 2016 RT0001)	\$	3.23
TOTAL TAX CHARGES	\$	3.23

TOTAL CURRENT CHARGES	\$	24.73
------------------------------	-----------	--------------

Total Amount Due

\$ 49.46

Account information

Customer Name: DORCHESTER COMMUNITY HALL
Service Address: 4955 ROUTE 106, DORCHESTER NB CA E4K 2Z1
Account Number: 200002385116



What do I owe?

\$74.19

How much did I use?

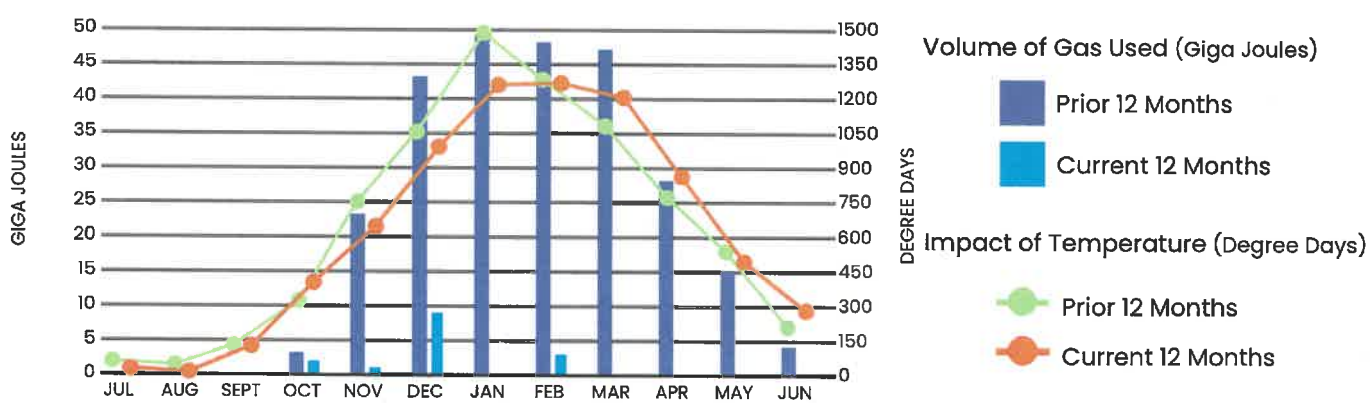
0.00

Giga Joules

When is it due?

Jul 24, 2023

Your Monthly Gas Use At a Glance



Important messages from Liberty

IF YOU SUSPECT A GAS LEAK: LEAVE the area immediately. DO NOT smoke, use a phone or cell phone, turn on/off any lights or appliances or operate any vehicle or equipment that could cause sparks. If you suspect a gas leak, don't wait! Leave the area and call our emergency number at 800-994-2762 or call 9-1-1.

energy and water for life

Pay online at LibertyEnergyandWater.com, or return this portion with your payment. Please include your account number on your check and make payable to Liberty Utilities.



Account Number: 200002385116
Service Address: 4955 ROUTE 106
Bill Date: 30-JUN-2023
Due Date: 24-JUL-2023

LATE PAYMENT FEE:
Payments received after the due date
are subject to a 1.50% fee per month late.

\$74.19
Amount Due

Amount Enclosed

Account Activity for Your Natural Gas Service from 05/25/2023 - 06/22/2023

Rate: MGS - Mid General Service

Next Scheduled Meter Read Date: 07/28/2023

Point of Delivery ID: 00000000000010426766



Meter Number	Read Type	Service Days	Billing Period	Current	Previous	m ³ Used	Pressure Factor	Gigajoule Conversion Factor	GJ
NB4252649	Actual	29	5/25/23 - 6/22/23	2	2	0	1.01250	0.038582	0.00

What am I paying for? Additional messages

Previous Balance as of 05/30/2023	\$	49.46
Payment(s) Received as of 06/30/2023	\$	0.00
Balance Forward	\$	49.46

We want to hear from you! Visit libertyenergyandwater.com to learn how you can be part of Liberty Listens, our new customer feedback panel.

Current Charges

DELIVERY CHARGES		
Customer Charge	\$	21.50
TOTAL DELIVERY CHARGES	\$	21.50
TAX CHARGES		
HST (R89936 2016 RT0001)	\$	3.23
TOTAL TAX CHARGES	\$	3.23
TOTAL CURRENT CHARGES	\$	24.73

Total Amount Due	\$	74.19
-------------------------	-----------	--------------

Account Information

Customer Name: DORCHESTER COMMUNITY HALL
Service Address: 4955 ROUTE 106, DORCHESTER NB CA E4K 2Z1
Account Number: 200002385116



What do I owe?

\$24.73

How much did I use?

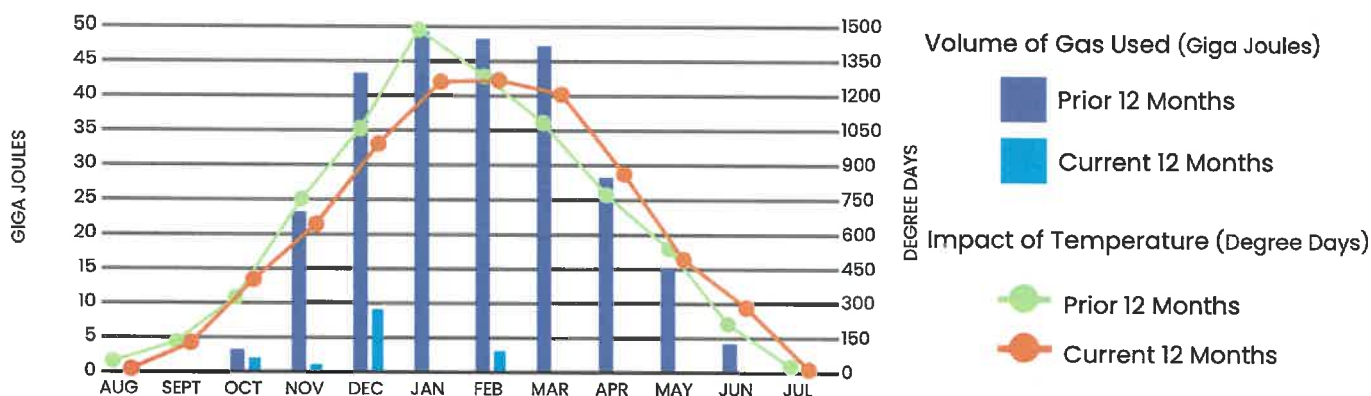
0.00

Giga Joules

When is it due?

Aug 23, 2023

Your Monthly Gas Use At a Glance



Important messages from Liberty

- IF YOU SUSPECT A GAS LEAK:** LEAVE the area immediately. DO NOT smoke, use a phone or cell phone, turn on/off any lights or appliances or operate any vehicle or equipment that could cause sparks. If you suspect a gas leak, don't wait! Leave the area and call our emergency number at 800-994-2762 or call 9-1-1.

Pay online at LibertyEnergyandWater.com, or return this portion with your payment. Please include your account number on your check and make payable to Liberty Utilities.



LATE PAYMENT FEE:
Payments received after the due date are subject to a 1.50% fee per month late.

Account Number: 200002385116
Service Address: 4955 ROUTE 106
Bill Date: 01-AUG-2023
Due Date: 23-AUG-2023

\$24.73
Amount Due

Amount Enclosed

energy and water for life

Account Activity for Your Natural Gas Service from 06/23/2023 - 07/28/2023

Rate: MGS - Mid General Service

Next Scheduled Meter Read Date: 08/28/2023

Point of Delivery ID: 00000000000010426766



Meter Number	Read Type	Service Days	Billing Period	Current	Previous	m ³ Used	Pressure Factor	Gigajoule Conversion Factor	GJ
NB4252649	Actual	36	6/23/23 - 7/28/23	2	2	0	1.01250	0.038766	0.00

What am I paying for?**Additional messages**

Previous Balance as of 06/30/2023	\$	74.19
Payment(s) Received as of 08/01/2023	\$	-74.19
Balance Forward	\$	0.00

Current Charges**DELIVERY CHARGES**

Customer Charge \$ 21.50

TOTAL DELIVERY CHARGES \$ 21.50**TAX CHARGES**

HST (R89936 2016 RT0001) \$ 3.23

TOTAL TAX CHARGES \$ 3.23**TOTAL CURRENT CHARGES \$ 24.73****Total Amount Due****\$ 24.73**

Account information

Customer Name: DORCHESTER COMMUNITY HALL
Service Address: 4955 ROUTE 106, DORCHESTER NB CA E4K 2Z1
Account Number: 200002385116



What do I owe?

\$45.34

How much did I use?

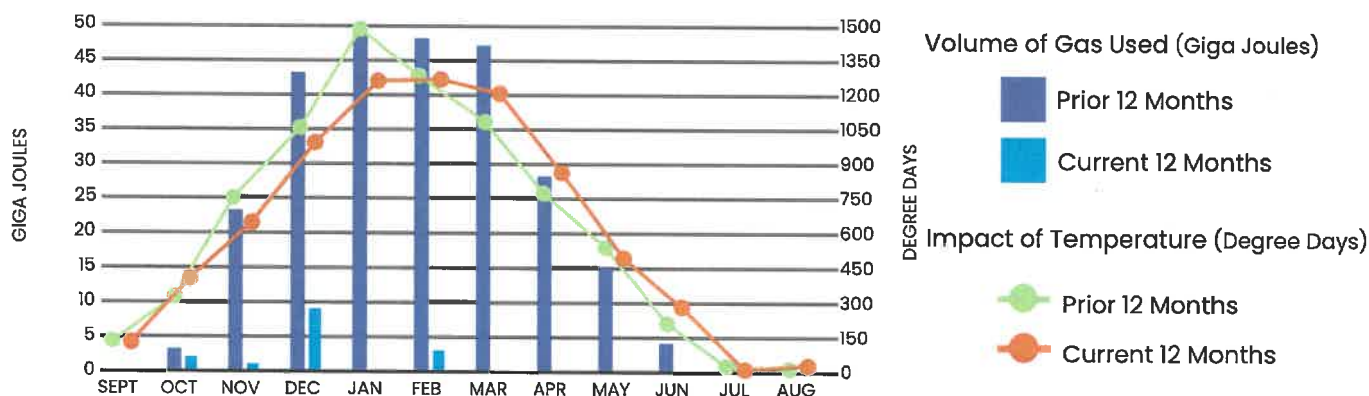
0.00

Giga Joules

When is it due?

Sep 21, 2023

Your Monthly Gas Use At a Glance



Important messages from Liberty

IF YOU SUSPECT A GAS LEAK: LEAVE the area immediately. DO NOT smoke, use a phone or cell phone, turn on/off any lights or appliances or operate any vehicle or equipment that could cause sparks. If you suspect a gas leak, don't wait! Leave the area and call our emergency number at 800-994-2762 or call 9-1-1.

energy and water for life

Pay online at LibertyEnergyandWater.com, or return this portion with your payment. Please include your account number on your check and make payable to Liberty Utilities.



LATE PAYMENT FEE:
Payments received after the due date
are subject to a 1.50% fee per month late.

Account Number: 200002385116
Service Address: 4955 ROUTE 106
Bill Date: 30-AUG-2023
Due Date: 21-SEPT-2023

\$45.34
Amount Due

Amount Enclosed

Account Activity for Your Natural Gas Service from 07/29/2023 - 08/22/2023

Rate: MGS - Mid General Service

Next Scheduled Meter Read Date: 09/28/2023

Point of Delivery ID: 00000000000010426766



Meter Number	Read Type	Service Days	Billing Period	Current	Previous	m ³ Used	Pressure Factor	Gigajoule Conversion Factor	GJ
NB4252649	Actual	25	7/29/23 - 8/22/23	2	2	0	1.01250	0.038883	0.00

What am I paying for? Additional messages

Previous Balance as of 08/01/2023	\$	24.73
Payment(s) Received as of 08/30/2023	\$	0.00
Balance Forward	\$	24.73

Current Charges

DELIVERY CHARGES		
Customer Charge	\$	17.92
TOTAL DELIVERY CHARGES	\$	17.92
TAX CHARGES		
HST (R89936 2016 RT0001)	\$	2.69
TOTAL TAX CHARGES	\$	2.69
TOTAL CURRENT CHARGES	\$	20.61

Total Amount Due	\$	45.34
-------------------------	-----------	--------------

Account Information

Customer Name: DORCHESTER COMMUNITY HALL
Service Address: 4955 ROUTE 106, DORCHESTER NB CA E4K 2Z1
Account Number: 200002385116



What do I owe?

\$31.20

How much did I use?

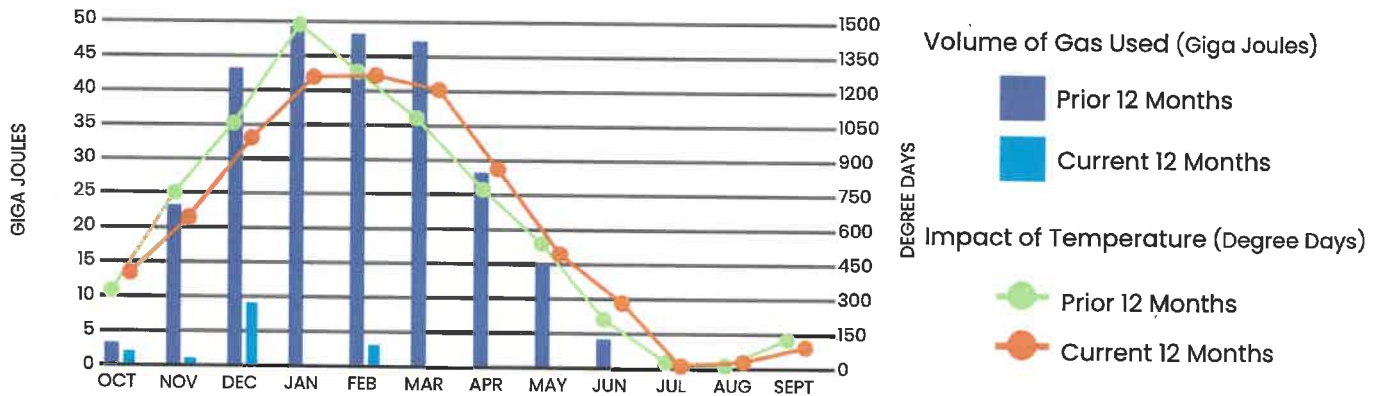
0.24

Giga Joules

When is it due?

Oct 23, 2023

Your Monthly Gas Use At a Glance



Important messages from Liberty

- IF YOU SUSPECT A GAS LEAK:** LEAVE the area immediately. DO NOT smoke, use a phone or cell phone, turn on/off any lights or appliances or operate any vehicle or equipment that could cause sparks. If you suspect a gas leak, don't wait! Leave the area and call our emergency number at 800-994-2762 or call 9-1-1.

Pay online at LibertyEnergyandWater.com, or return this portion with your payment. Please include your account number on your check and make payable to Liberty Utilities.



Account Number: 200002385116
Service Address: 4955 ROUTE 106
Bill Date: 29-SEPT-2023
Due Date: 23-OCT-2023

LATE PAYMENT FEE:
Payments received after the due date
are subject to a 1.50% fee per month late.

\$31.20
Amount Due

Amount Enclosed

energy and water for life

Account information

Customer Name: DORCHESTER COMMUNITY HALL
Service Address: 4955 ROUTE 106, DORCHESTER NB CA E4K 2Z1
Account Number: 200002385116



What do I owe?

\$168.28

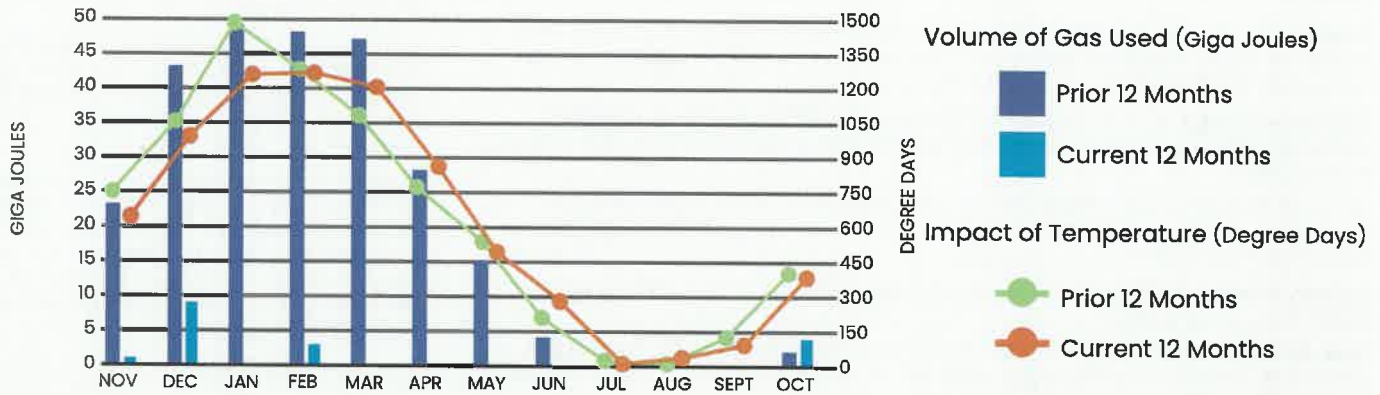
How much did I use?

4.22
Giga Joules

When is it due?

Nov 21, 2023

Your Monthly Gas Use At a Glance



Important messages from Liberty

IF YOU SUSPECT A GAS LEAK: LEAVE the area immediately. DO NOT smoke, use a phone or cell phone, turn on/off any lights or appliances or operate any vehicle or equipment that could cause sparks. If you suspect a gas leak, don't wait! Leave the area and call our emergency number at 800-994-2762 or call 9-1-1.

energy and water for life

Pay online at LibertyEnergyandWater.com, or return this portion with your payment. Please include your account number on your check and make payable to Liberty Utilities.



Account Number: 200002385116
Service Address: 4955 ROUTE 106
Bill Date: 30-OCT-2023
Due Date: 21-NOV-2023

LATE PAYMENT FEE:
 Payments received after the due date
 are subject to a 1.50% fee per month late.

\$168.28
Amount Due

Amount Enclosed

Account Activity for Your Natural Gas Service from 09/23/2023 - 10/24/2023

Rate: MGS - Mid General Service

Next Scheduled Meter Read Date: 11/28/2023

Point of Delivery ID: 00000000000010426766



Meter Number	Read Type	Service Days	Billing Period	Current	Previous	m ³ Used	Pressure Factor	Gigajoule Conversion Factor	GJ
NB4252649	Actual	32	9/23/23 - 10/24/23	116	8	108	1.01250	0.038609	4.22

What am I paying for?

Additional messages

Previous Balance as of 09/29/2023	\$	31.20
Payment(s) Received as of 10/30/2023	\$	0.00
Balance Forward	\$	31.20

NOTICE: Adjustments to delivery rates and charges for all customer rate classes approved by the New Brunswick Energy & Utilities Board, took effect 10/01/2023. For more information about rates and how the adjustment may impact your bill, please go to "Rates & Charges" at www.libertyenergyandwater.com.

Current Charges

DELIVERY CHARGES	QUANTITY USED	COST PER GJ		
Customer Charge			\$	21.50
Delivery Charge	1.02 GJ	\$ 11.4320	\$	11.66
Delivery Charge	3.20 GJ	\$ 10.8792	\$	34.81
TOTAL DELIVERY CHARGES			\$	67.97

GAS CHARGES	QUANTITY USED	COST PER GJ		
Commodity Charge	4.22 GJ	\$ 8.9700	\$	37.85
TOTAL GAS CHARGES			\$	37.85

MISCELLANEOUS CHARGES AND CREDITS		
Federal Carbon Charge	\$	13.38
TOTAL MISC. CHARGES AND CREDITS	\$	13.38

TAX CHARGES		
HST (R89936 2016 RT0001)	\$	17.88
TOTAL TAX CHARGES	\$	17.88

TOTAL CURRENT CHARGES	\$	137.08
------------------------------	-----------	---------------

Total Amount Due **\$ 168.28**

Account information

Customer Name: DORCHESTER COMMUNITY HALL
Service Address: 4955 ROUTE 106, DORCHESTER NB CA E4K 2Z1
Account Number: 200002385116



What do I owe?

\$26.84

How much did I use?

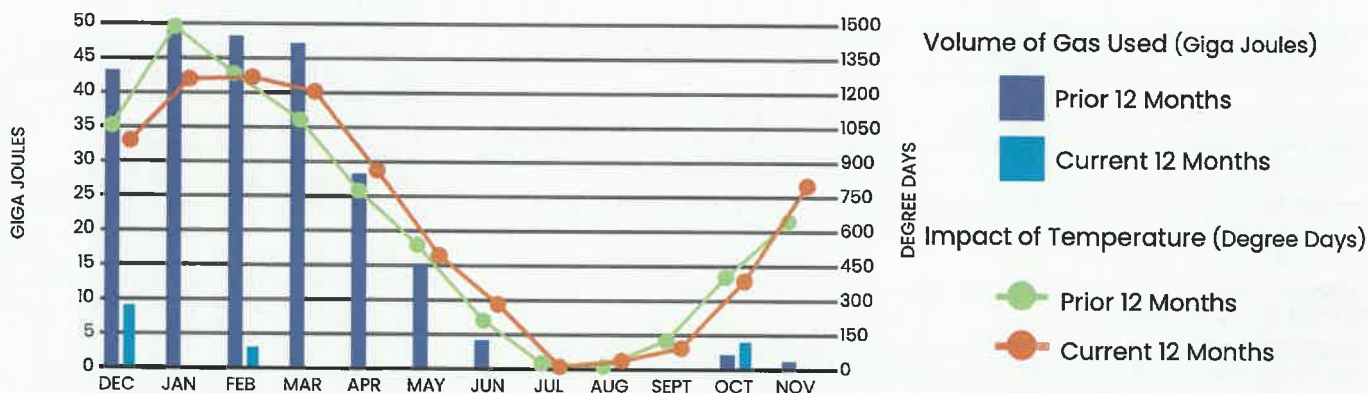
0.08

Giga Joules

When is it due?

Dec 21, 2023

Your Monthly Gas Use At a Glance



Important messages from Liberty

- IF YOU SUSPECT A GAS LEAK:** LEAVE the area immediately. DO NOT smoke, use a phone or cell phone, turn on/off any lights or appliances or operate any vehicle or equipment that could cause sparks. If you suspect a gas leak, don't wait! Leave the area and call our emergency number at 800-994-2762 or call 9-1-1.

Pay online at LibertyEnergyandWater.com, or return this portion with your payment. Please include your account number on your check and make payable to Liberty Utilities.



Account Number:
Service Address:
Bill Date:
Due Date:

200002385116
4955 ROUTE 106
29-NOV-2023
21-DEC-2023

LATE PAYMENT FEE:
Payments received after the due date
are subject to a 1.50% fee per month late.

\$26.84

Amount Due

Amount Enclosed

Account Activity for Your Natural Gas Service from 10/25/2023 - 11/22/2023

Rate: MGS - Mid General Service

Next Scheduled Meter Read Date: 12/29/2023

Point of Delivery ID: 00000000000010426766



Meter Number	Read Type	Service Days	Billing Period	Current	Previous	m ³ Used	Pressure Factor	Gigajoule Conversion Factor	GJ
NB4252649	Actual	29	10/25/23 - 11/22/23	118	116	2	1.01250	0.038684	0.08

What am I paying for? Additional messages

Previous Balance as of 10/30/2023	\$	168.28
Payment(s) Received as of 11/29/2023	\$	-168.28
Balance Forward	\$	0.00

Current Charges

DELIVERY CHARGES	QUANTITY USED	COST PER GJ		
Customer Charge			\$	21.50
Delivery Charge	0.08 GJ	\$ 10.8792	\$	0.87
TOTAL DELIVERY CHARGES			\$	22.37

GAS CHARGES	QUANTITY USED	COST PER GJ		
Commodity Charge	0.08 GJ	\$ 8.9700	\$	0.72
TOTAL GAS CHARGES			\$	0.72

MISCELLANEOUS CHARGES AND CREDITS		
Federal Carbon Charge	\$	0.25
TOTAL MISC. CHARGES AND CREDITS	\$	0.25

TAX CHARGES		
HST (R89936 2016 RT0001)	\$	3.50
TOTAL TAX CHARGES	\$	3.50

TOTAL CURRENT CHARGES	\$	26.84
------------------------------	----	--------------

Total Amount Due	\$	26.84
-------------------------	----	--------------

Account information

Customer Name: DORCHESTER COMMUNITY HALL
Service Address: 4955 ROUTE 106, DORCHESTER NB CA E4K 2Z1
Account Number: 200002385116



What do I owe?

\$26.84

How much did I use?

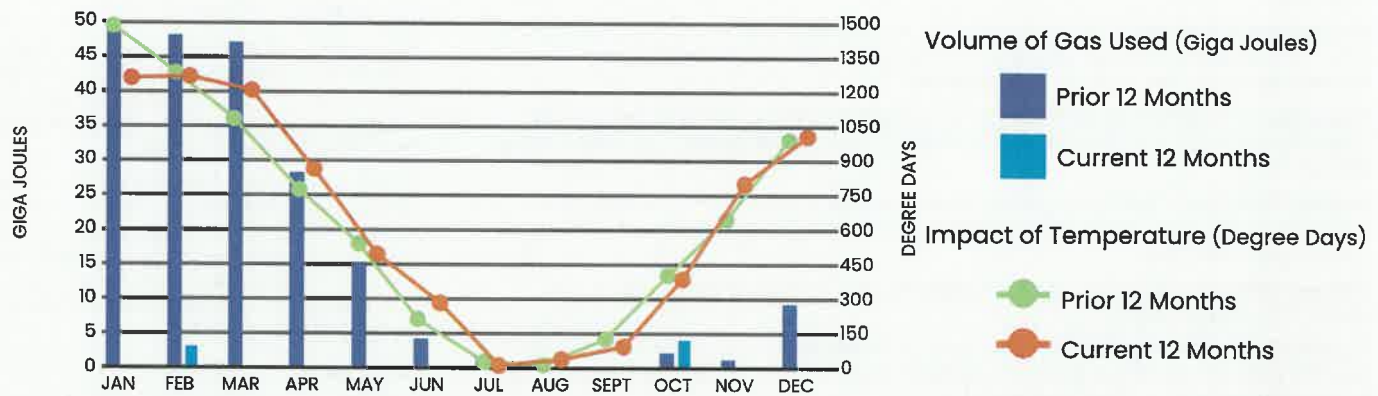
0.08

Giga Joules

When is it due?

Jan 24, 2024

Your Monthly Gas Use At a Glance



Important messages from Liberty

- IF YOU SUSPECT A GAS LEAK:** LEAVE the area immediately. DO NOT smoke, use a phone or cell phone, turn on/off any lights or appliances or operate any vehicle or equipment that could cause sparks. If you suspect a gas leak, don't wait! Leave the area and call our emergency number at 800-994-2762 or call 9-1-1.

energy and water for life

Pay online at LibertyEnergyandWater.com, or return this portion with your payment. Please include your account number on your check and make payable to Liberty Utilities.



Account Number:
Service Address:
Bill Date:
Due Date:

200002385116
4955 ROUTE 106
02-JAN-2024
24-JAN-2024

LATE PAYMENT FEE:
Payments received after the due date
are subject to a 1.50% fee per month late.

\$26.84

Amount Due

Amount Enclosed

Account Activity for Your Natural Gas Service from 11/23/2023 - 12/21/2023

Rate: MGS - Mid General Service

Next Scheduled Meter Read Date: 01/26/2024

Point of Delivery ID: 00000000000010426766



Meter Number	Read Type	Service Days	Billing Period	Current	Previous	m ³ Used	Pressure Factor	Gigajoule Conversion Factor	GJ
NB4252649	Actual	29	11/23/23 - 12/21/23	120	118	2	1.01250	0.038910	0.08

What am I paying for? **Additional messages**

Previous Balance as of 11/29/2023	\$ 26.84
Payment(s) Received as of 01/02/2024	\$ -26.84
Balance Forward	\$ 0.00

Current Charges

DELIVERY CHARGES	QUANTITY USED	COST PER GJ		
Customer Charge			\$	21.50
Delivery Charge	0.08 GJ	\$ 10.8792	\$	0.87
TOTAL DELIVERY CHARGES			\$	22.37

GAS CHARGES	QUANTITY USED	COST PER GJ		
Commodity Charge	0.08 GJ	\$ 8.9700	\$	0.72
TOTAL GAS CHARGES			\$	0.72

MISCELLANEOUS CHARGES AND CREDITS		
Federal Carbon Charge	\$	0.25
TOTAL MISC. CHARGES AND CREDITS	\$	0.25

TAX CHARGES		
HST (R89936 2016 RT0001)	\$	3.50
TOTAL TAX CHARGES	\$	3.50

TOTAL CURRENT CHARGES	\$ 26.84
------------------------------	-----------------

Total Amount Due	\$ 26.84
-------------------------	-----------------

ACCOUNT INFORMATION

Customer Name: DORCHESTER COMMUNITY HALL
Service Address: 4955 ROUTE 106, DORCHESTER NB CA E4K 2Z1
Account Number: 200002385116



What do I owe?

\$52.10

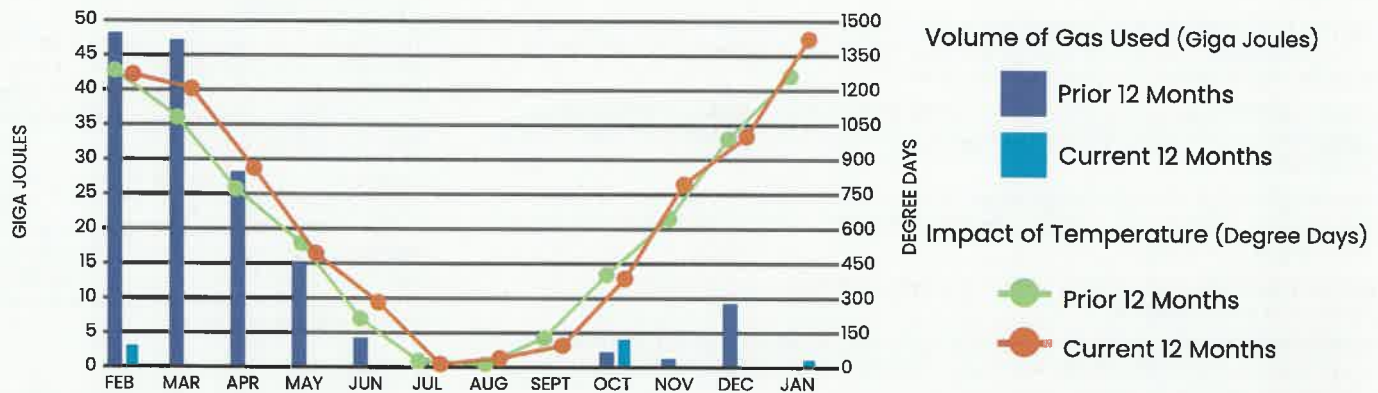
How much did I use?

1.12
Giga Joules

When is it due?

Feb 20, 2024

Your Monthly Gas Use At a Glance



Important messages from Liberty

- IF YOU SUSPECT A GAS LEAK:** LEAVE the area immediately. DO NOT smoke, use a phone or cell phone, turn on/off any lights or appliances or operate any vehicle or equipment that could cause sparks. If you suspect a gas leak, don't wait! Leave the area and call our emergency number at 800-994-2762 or call 9-1-1.

Pay online at LibertyEnergyandWater.com, or return this portion with your payment. Please include your account number on your check and make payable to Liberty Utilities.



Account Number: 200002385116
Service Address: 4955 ROUTE 106
Bill Date: 29-JAN-2024
Due Date: 20-FEB-2024

LATE PAYMENT FEE:
Payments received after the due date are subject to a 1.50% fee per month late.

\$52.10
Amount Due

Amount Enclosed

energy and water for life

Account Activity for Your Natural Gas Service from 12/22/2023 - 01/25/2024

Rate: MGS - Mid General Service

Next Scheduled Meter Read Date: 02/28/2024

Point of Delivery ID: 00000000000010426766



Meter Number	Read Type	Service Days	Billing Period	Current	Previous	m ³ Used	Pressure Factor	Gigajoule Conversion Factor	GJ
NB4252649	Actual	35	12/22/23 - 1/25/24	148	120	28	1.01250	0.039370	1.12

What am I paying for? **Additional messages**

Previous Balance as of 01/02/2024	\$ 26.84
Payment(s) Received as of 01/29/2024	\$ -26.84
Balance Forward	\$ 0.00

Current Charges

DELIVERY CHARGES	QUANTITY USED	COST PER GJ		
Customer Charge			\$	21.50
Delivery Charge	1.12 GJ	\$ 10.8792	\$	12.18
TOTAL DELIVERY CHARGES			\$	33.68

GAS CHARGES	QUANTITY USED	COST PER GJ		
Commodity Charge	0.24 GJ	\$ 8.9700	\$	2.15
Commodity Charge	0.88 GJ	\$ 6.8300	\$	6.01
TOTAL GAS CHARGES			\$	8.16

MISCELLANEOUS CHARGES AND CREDITS		
Federal Carbon Charge	\$	3.47
TOTAL MISC. CHARGES AND CREDITS	\$	3.47

TAX CHARGES		
HST (R89936 2016 RT0001)	\$	6.79
TOTAL TAX CHARGES	\$	6.79

TOTAL CURRENT CHARGES	\$ 52.10
------------------------------	-----------------

Total Amount Due	\$ 52.10
-------------------------	-----------------

Account information

Customer Name: DORCHESTER COMMUNITY HALL
Service Address: 4955 ROUTE 106, DORCHESTER NB CA E4K 2Z1
Account Number: 200002385116



What do I owe?

\$47.15

How much did I use?

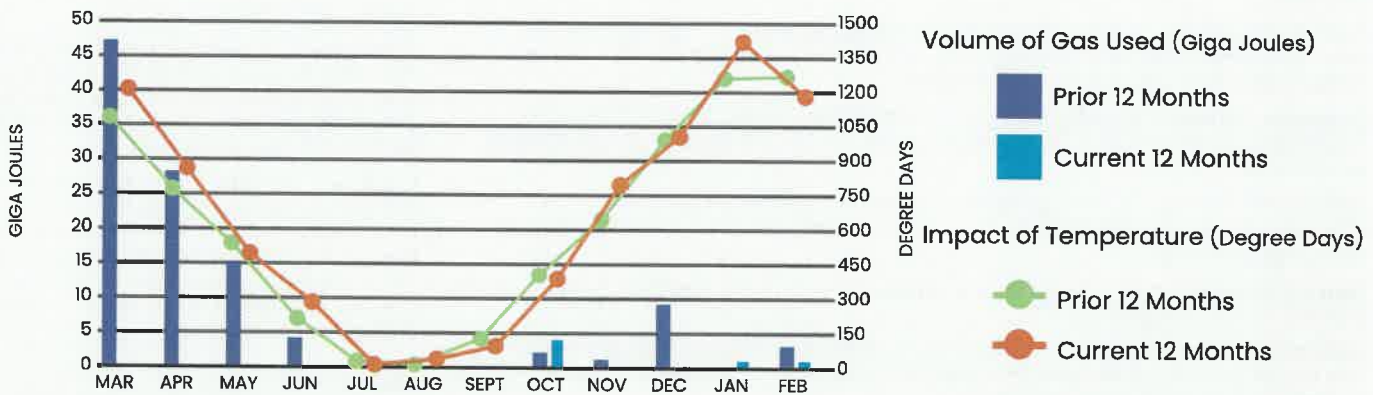
0.91

Giga Joules

When is it due?

Mar 22, 2024

Your Monthly Gas Use At a Glance



Important messages from Liberty

- IF YOU SUSPECT A GAS LEAK:** LEAVE the area immediately. DO NOT smoke, use a phone or cell phone, turn on/off any lights or appliances or operate any vehicle or equipment that could cause sparks. If you suspect a gas leak, don't wait! Leave the area and call our emergency number at 800-994-2762 or call 9-1-1.

Pay online at LibertyEnergyandWater.com, or return this portion with your payment. Please include your account number on your check and make payable to Liberty Utilities.



Account Number:
Service Address:
Bill Date:
Due Date:

200002385116
4955 ROUTE 106
29-FEB-2024
22-MAR-2024

LATE PAYMENT FEE:
Payments received after the due date
are subject to a 1.50% fee per month late.

\$47.15
Amount Due

Amount Enclosed

energy and water for life

Account Activity for Your Natural Gas Service from 01/26/2024 - 02/23/2024

Rate: MGS - Mid General Service

Next Scheduled Meter Read Date: 03/27/2024

Point of Delivery ID: 00000000000010426766



Meter Number	Read Type	Service Days	Billing Period	Current	Previous	m ³ Used	Pressure Factor	Gigajoule Conversion Factor	GJ
NB4252649	Actual	29	1/26/24 - 2/23/24	171	148	23	1.01250	0.039194	0.91

What am I paying for? **Additional messages**

Previous Balance as of 01/29/2024	\$ 52.10
Payment(s) Received as of 02/29/2024	\$ -52.10
Balance Forward	\$ 0.00

NOTICE: Adjustments to delivery rates for all customer rate classes, approved by the New Brunswick Energy & Utilities Board, took effect January 1, 2023. For more information about rates and how the adjustments may impact your bill, please go to "Rates & Charges" at www.libertyenergyandwater.com.

Current Charges

DELIVERY CHARGES	QUANTITY USED	COST PER GJ		
Customer Charge			\$	21.50
Delivery Charge	0.91 GJ	\$ 10.8792	\$	9.90
TOTAL DELIVERY CHARGES			\$	31.40

GAS CHARGES	QUANTITY USED	COST PER GJ		
Commodity Charge	0.16 GJ	\$ 6.8300	\$	1.09
Commodity Charge	0.75 GJ	\$ 7.5400	\$	5.66
TOTAL GAS CHARGES			\$	6.75

MISCELLANEOUS CHARGES AND CREDITS		
Federal Carbon Charge	\$	2.85
TOTAL MISC. CHARGES AND CREDITS	\$	2.85

TAX CHARGES		
HST (R89936 2016 RT0001)	\$	6.15
TOTAL TAX CHARGES	\$	6.15

TOTAL CURRENT CHARGES	\$ 47.15
------------------------------	-----------------

Total Amount Due	\$ 47.15
-------------------------	-----------------

ACCOUNT INFORMATION

Customer Name: DORCHESTER COMMUNITY HALL
Service Address: 4955 ROUTE 106, DORCHESTER NB CA E4K 2Z1
Account Number: 200002385116



What do I owe?

\$25.68

How much did I use?

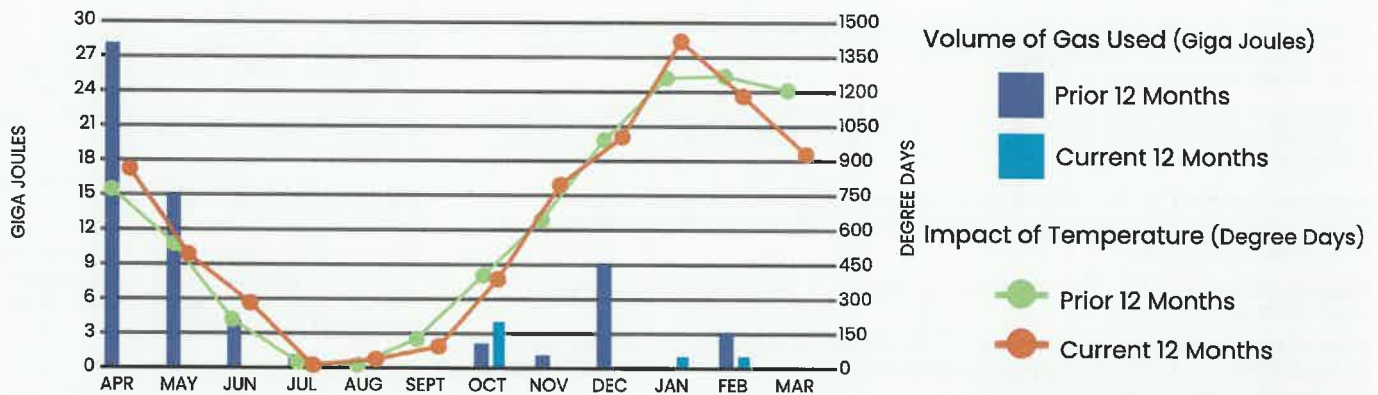
0.04

Giga Joules

When is it due?

Apr 19, 2024

Your Monthly Gas Use At a Glance



Important messages from Liberty

- IF YOU SUSPECT A GAS LEAK:** LEAVE the area immediately. DO NOT smoke, use a phone or cell phone, turn on/off any lights or appliances or operate any vehicle or equipment that could cause sparks. If you suspect a gas leak, don't wait! Leave the area and call our emergency number at 800-994-2762 or call 9-1-1.

Pay online at LibertyEnergyandWater.com, or return this portion with your payment. Please include your account number on your check and make payable to Liberty Utilities.



Account Number:
Service Address:
Bill Date:
Due Date:

200002385116
4955 ROUTE 106
28-MAR-2024
19-APR-2024

LATE PAYMENT FEE:
Payments received after the due date
are subject to a 1.50% fee per month late.

\$25.68
Amount Due

Amount Enclosed

energy and water for life

Account Activity for Your Natural Gas Service from 02/24/2024 - 03/22/2024

Rate: MGS - Mid General Service

Next Scheduled Meter Read Date: 04/25/2024

Point of Delivery ID: 00000000000010426766



Meter Number	Read Type	Service Days	Billing Period	Current	Previous	m ³ Used	Pressure Factor	Gigajoule Conversion Factor	GJ
NB4252649	Actual	28	2/24/24 - 3/22/24	172	171	1	1.01250	0.038842	0.04

What am I paying for?

Additional messages

Previous Balance as of 02/29/2024	\$	47.15
Payment(s) Received as of 03/28/2024	\$	-47.15
Balance Forward	\$	0.00

Current Charges

DELIVERY CHARGES	QUANTITY USED	COST PER GJ		
Customer Charge			\$	21.50
Delivery Charge	0.04 GJ	\$ 10.8792	\$	0.44
TOTAL DELIVERY CHARGES			\$	21.94

GAS CHARGES	QUANTITY USED	COST PER GJ		
Commodity Charge	0.04 GJ	\$ 6.8500	\$	0.27
TOTAL GAS CHARGES			\$	0.27

MISCELLANEOUS CHARGES AND CREDITS		
Federal Carbon Charge	\$	0.12
TOTAL MISC. CHARGES AND CREDITS	\$	0.12

TAX CHARGES		
HST (R89936 2016 RT0001)	\$	3.35
TOTAL TAX CHARGES	\$	3.35

TOTAL CURRENT CHARGES	\$	25.68
------------------------------	----	--------------

Total Amount Due \$ 25.68

Account Information

Customer Name: DORCHESTER COMMUNITY HALL
Service Address: 4955 ROUTE 106, DORCHESTER NB CA E4K 2Z1
Account Number: 200002385116



What do I owe?

\$24.73

How much did I use?

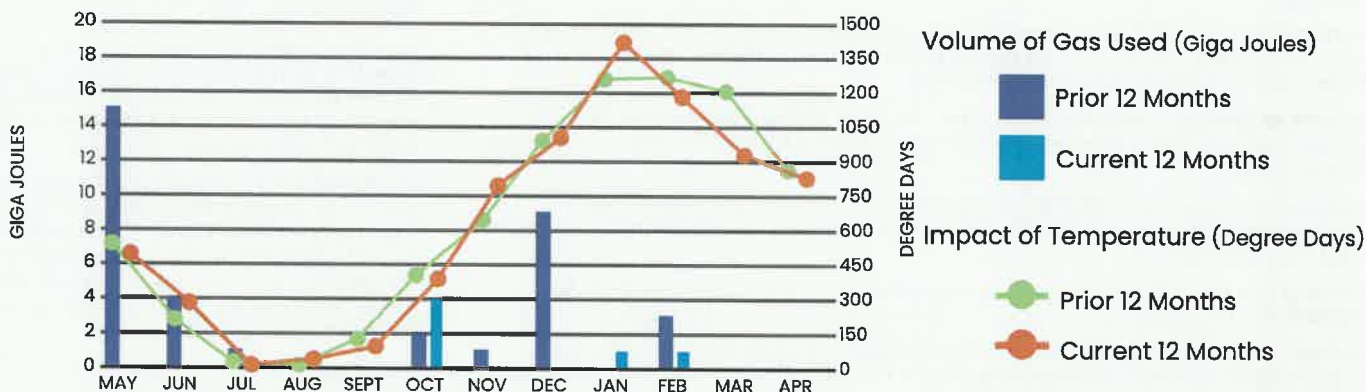
0.00

Giga Joules

When is it due?

May 21, 2024

Your Monthly Gas Use At a Glance



Important messages from Liberty

- IF YOU SUSPECT A GAS LEAK:** LEAVE the area immediately. DO NOT smoke, use a phone or cell phone, turn on/off any lights or appliances or operate any vehicle or equipment that could cause sparks. If you suspect a gas leak, don't wait! Leave the area and call our emergency number at 800-994-2762 or call 9-1-1.

energy and water for life

Pay online at LibertyEnergyandWater.com, or return this portion with your payment. Please include your account number on your check and make payable to Liberty Utilities.



Account Number: 200002385116
Service Address: 4955 ROUTE 106
Bill Date: 29-APR-2024
Due Date: 21-MAY-2024

LATE PAYMENT FEE:
 Payments received after the due date
 are subject to a 1.50% fee per month late.

\$24.73
 Amount Due

Amount Enclosed

Account Activity for Your Natural Gas Service from 03/23/2024 - 04/23/2024

Rate: MGS - Mid General Service

Next Scheduled Meter Read Date: 05/28/2024

Point of Delivery ID: 00000000000010426766



Meter Number	Read Type	Service Days	Billing Period	Current	Previous	m ³ Used	Pressure Factor	Gigajoule Conversion Factor	GJ
NB4252649	Actual	32	3/23/24 - 4/23/24	172	172	0	1.01250	0.038860	0.00

What am I paying for?

Additional messages

Previous Balance as of 03/28/2024	\$	25.68
Payment(s) Received as of 04/29/2024	\$	-25.68
Balance Forward	\$	0.00

CLICK OR CALL BEFORE YOU DIG! Play it safe. Visit ClickBeforeYouDig.com or call 1-866-344-5463 for a free utility line locate.

Current Charges

DELIVERY CHARGES

Customer Charge	\$	21.50
TOTAL DELIVERY CHARGES	\$	21.50

TAX CHARGES

HST (R89936 2016 RT0001)	\$	3.23
TOTAL TAX CHARGES	\$	3.23

TOTAL CURRENT CHARGES	\$	24.73
------------------------------	----	--------------

Total Amount Due

\$ 24.73

ACCOUNT INFORMATION

Customer Name: DORCHESTER COMMUNITY HALL
Service Address: 4955 ROUTE 106, DORCHESTER NB CA E4K 2Z1
Account Number: 200002385116



What do I owe?

\$24.73

How much did I use?

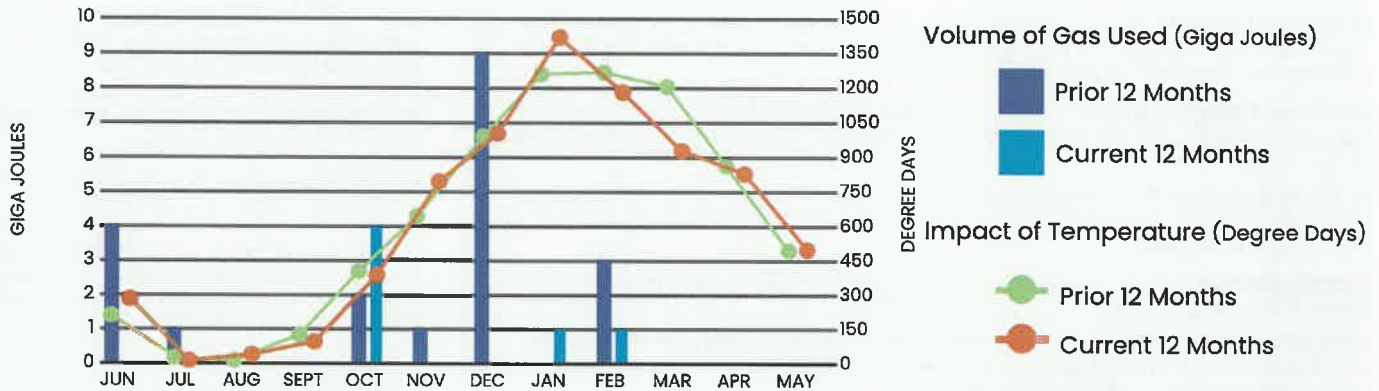
0.00

Giga Joules

When is it due?

Jun 21, 2024

Your Monthly Gas Use At a Glance



Important messages from Liberty

IF YOU SUSPECT A GAS LEAK: LEAVE the area immediately. DO NOT smoke, use a phone or cell phone, turn on/off any lights or appliances or operate any vehicle or equipment that could cause sparks. If you suspect a gas leak, don't wait! Leave the area and call our emergency number at 800-994-2762 or call 9-1-1.

Pay online at LibertyEnergyandWater.com, or return this portion with your payment. Please include your account number on your check and make payable to Liberty Utilities.



Account Number: 200002385116
Service Address: 4955 ROUTE 106
Bill Date: 30-MAY-2024
Due Date: 21-JUN-2024

LATE PAYMENT FEE:
Payments received after the due date
are subject to a 50% fee per month late

\$24.73
Amount Due

Amount Enclosed

energy and water for life

Account Activity for Your Natural Gas Service from 04/24/2024 - 05/23/2024

Rate: MGS - Mid General Service

Next Scheduled Meter Read Date: 06/27/2024

Point of Delivery ID: 00000000000010426766



Meter Number	Read Type	Service Days	Billing Period	Current	Previous	m ³ Used	Pressure Factor	Gigajoule Conversion Factor	GJ
NB4252649	Actual	30	4/24/24 - 5/23/24	172	172	0	1.01250	0.038892	0.00

What am I paying for? Additional messages

Previous Balance as of 04/29/2024	\$	24.73
Payment(s) Received as of 05/30/2024	\$	-24.73
Balance Forward	\$	0.00

Current Charges

DELIVERY CHARGES		
Customer Charge	\$	21.50
TOTAL DELIVERY CHARGES	\$	21.50
TAX CHARGES		
HST (R89936 2016 RT0001)	\$	3.23
TOTAL TAX CHARGES	\$	3.23
TOTAL CURRENT CHARGES	\$	24.73

Total Amount Due \$ 24.73

Account Information

Customer Name: DORCHESTER COMMUNITY HALL
Service Address: 4955 ROUTE 106, DORCHESTER NB CA E4K 2Z1
Account Number: 200002385116



What do I owe?

\$24.73

How much did I use?

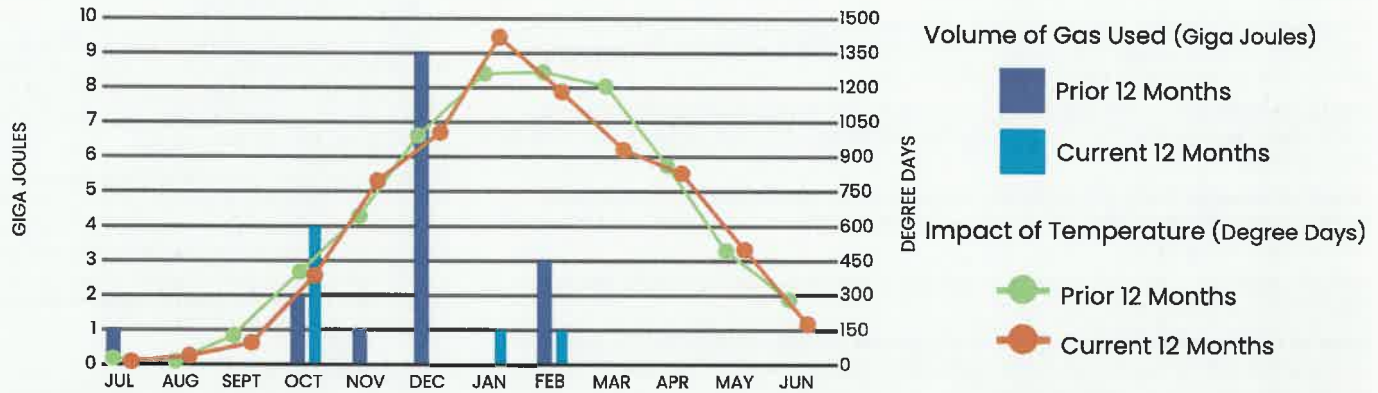
0.00

Giga Joules

When is it due?

Jul 22, 2024

Your Monthly Gas Use At a Glance



Important messages from Liberty

IF YOU SUSPECT A GAS LEAK: LEAVE the area immediately. DO NOT smoke, use a phone or cell phone, turn on/off any lights or appliances or operate any vehicle or equipment that could cause sparks. If you suspect a gas leak, don't wait! Leave the area and call our emergency number at 800-994-2762 or call 9-1-1.

energy and water for life

Pay online at LibertyEnergyandWater.com, or return this portion with your payment. Please include your account number on your check and make payable to Liberty Utilities.



Account Number: 200002385116
Service Address: 4955 ROUTE 106
Bill Date: 28-JUN-2024
Due Date: 22-JUL-2024

LATE PAYMENT FEE:
Payments received after the due date
are subject to a 1.50% fee per month late.

\$24.73
Amount Due

Amount Enclosed

Account Activity for Your Natural Gas Service from 05/24/2024 - 06/25/2024

Rate: MGS - Mid General Service

Next Scheduled Meter Read Date: 07/26/2024

Point of Delivery ID: 00000000000010426766



Meter Number	Read Type	Service Days	Billing Period	Current	Previous	m ³ Used	Pressure Factor	Gigajoule Conversion Factor	GJ
NB4252649	Actual	33	5/24/24 - 6/25/24	172	172	0	1.01250	0.038745	0.00

What am I paying for? **Additional messages**

Previous Balance as of 05/30/2024	\$ 24.73
Payment(s) Received as of 06/28/2024	\$ -24.73
Balance Forward	\$ 0.00

We want to hear from you! Visit libertyenergyandwater.com to learn how you can be part of Liberty Listens, our new customer feedback panel.

Current Charges

DELIVERY CHARGES	
Customer Charge	\$ 21.50
TOTAL DELIVERY CHARGES	\$ 21.50
TAX CHARGES	
HST (R89936 2016 RT0001)	\$ 3.23
TOTAL TAX CHARGES	\$ 3.23
TOTAL CURRENT CHARGES	\$ 24.73

Total Amount Due **\$ 24.73**

Account information

Customer Name: DORCHESTER COMMUNITY HALL
Service Address: 4955 ROUTE 106, DORCHESTER NB CA E4K 2Z1
Account Number: 200002385116



What do I owe?

\$24.73

How much did I use?

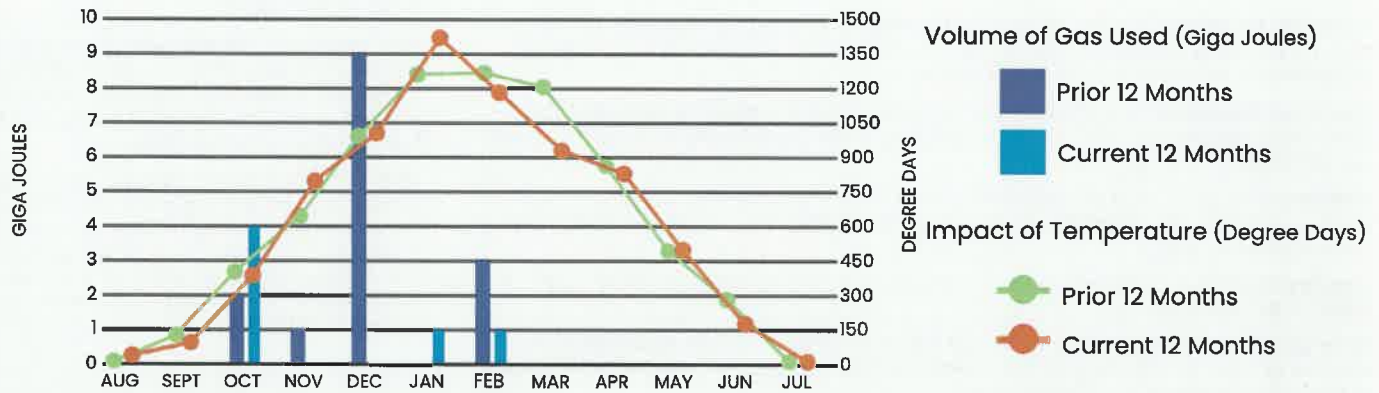
0.00

Giga Joules

When is it due?

Aug 26, 2024

Your Monthly Gas Use At a Glance



Important messages from Liberty

- IF YOU SUSPECT A GAS LEAK:** LEAVE the area immediately. DO NOT smoke, use a phone or cell phone, turn on/off any lights or appliances or operate any vehicle or equipment that could cause sparks. If you suspect a gas leak, don't wait! Leave the area and call our emergency number at 800-994-2762 or call 9-1-1.

Pay online at LibertyEnergyandWater.com, or return this portion with your payment. Please include your account number on your check and make payable to Liberty Utilities.



Account Number: 200002385116
Service Address: 4955 ROUTE 106
Bill Date: 02-AUG-2024
Due Date: 26-AUG-2024

LATE PAYMENT FEE:
Payments received after the due date are subject to a 1.50% fee per month late.

\$24.73
Amount Due

Amount Enclosed

energy and water for life

Account Activity for Your Natural Gas Service from 06/26/2024 - 07/25/2024

Rate: MGS - Mid General Service

Next Scheduled Meter Read Date: 08/28/2024

Point of Delivery ID: 00000000000010426766



Meter Number	Read Type	Service Days	Billing Period	Current	Previous	m ³ Used	Pressure Factor	Gigajoule Conversion Factor	GJ
NB4252649	Actual	30	6/26/24 - 7/25/24	172	172	0	1.01250	0.038564	0.00

What am I paying for?

Additional messages

Previous Balance as of 06/28/2024	\$	24.73
Payment(s) Received as of 08/02/2024	\$	-24.73
Balance Forward	\$	0.00

Current Charges

DELIVERY CHARGES

Customer Charge	\$	21.50
TOTAL DELIVERY CHARGES	\$	21.50

TAX CHARGES

HST (R89936 2016 RT0001)	\$	3.23
TOTAL TAX CHARGES	\$	3.23

TOTAL CURRENT CHARGES	\$	24.73
------------------------------	----	--------------

Total Amount Due

\$ **24.73**

ACCOUNT INFORMATION

Customer Name: DORCHESTER COMMUNITY HALL
Service Address: 4955 ROUTE 106, DORCHESTER NB CA E4K 2Z1
Account Number: 200002385116



What do I owe?

\$24.73

How much did I use?

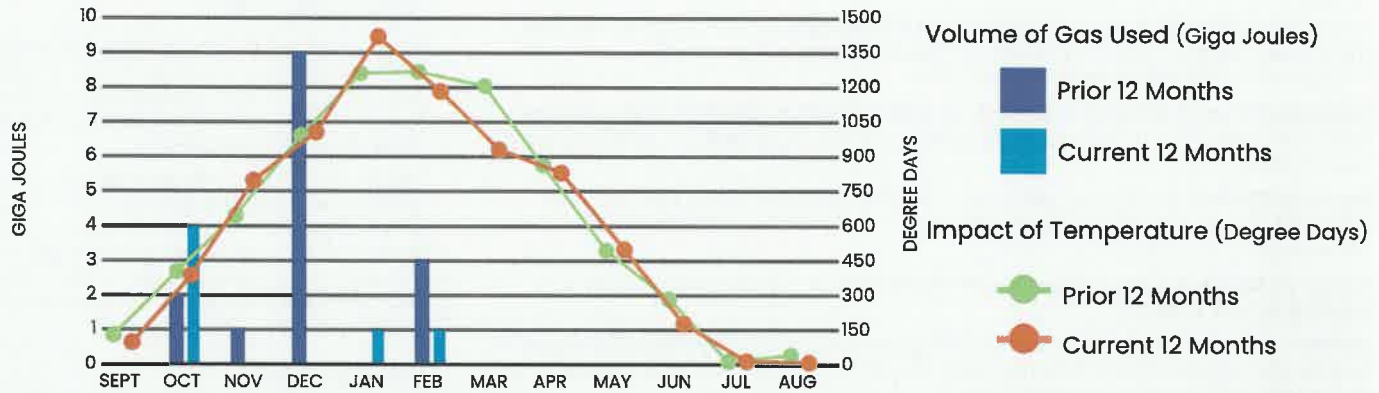
0.00

Giga Joules

When is it due?

Sep 20, 2024

Your Monthly Gas Use At a Glance



Important messages from Liberty

- IF YOU SUSPECT A GAS LEAK:** LEAVE the area immediately. DO NOT smoke, use a phone or cell phone, turn on/off any lights or appliances or operate any vehicle or equipment that could cause sparks. If you suspect a gas leak, don't wait! Leave the area and call our emergency number at 800-994-2762 or call 9-1-1.

Pay online at LibertyEnergyandWater.com, or return this portion with your payment. Please include your account number on your check and make payable to Liberty Utilities.



Account Number:
Service Address:
Bill Date:
Due Date:

200002385116
4955 ROUTE 106
29-AUG-2024
20-SEPT-2024

LATE PAYMENT FEE:
Payments received after the due date
are subject to a 1.50% fee per month late.

\$24.73

Amount Due

Amount Enclosed

energy and water for life

Account Activity for Your Natural Gas Service from 07/26/2024 - 08/26/2024

Rate: MGS – Mid General Service

Next Scheduled Meter Read Date: 09/27/2024

Point of Delivery ID: 00000000000010426766



Meter Number	Read Type	Service Days	Billing Period	Current	Previous	m ³ Used	Pressure Factor	Gigajoule Conversion Factor	GJ
NB4252649	Actual	32	7/26/24 - 8/26/24	172	172	0	1.01250	0.038777	0.00

What am I paying for? Additional messages

Previous Balance as of 08/02/2024	\$	24.73
Payment(s) Received as of 08/29/2024	\$	-24.73
Balance Forward	\$	0.00

Current Charges

DELIVERY CHARGES

Customer Charge	\$	21.50
TOTAL DELIVERY CHARGES	\$	21.50

TAX CHARGES

HST (R89936 2016 RT0001)	\$	3.23
TOTAL TAX CHARGES	\$	3.23

TOTAL CURRENT CHARGES	\$	24.73
------------------------------	----	--------------

Total Amount Due	\$	24.73
-------------------------	----	--------------

Account information

Customer Name: DORCHESTER COMMUNITY HALL
Service Address: 4955 ROUTE 106, DORCHESTER NB CA E4K 2Z1
Account Number: 200002385116



What do I owe?

\$25.10

How much did I use?

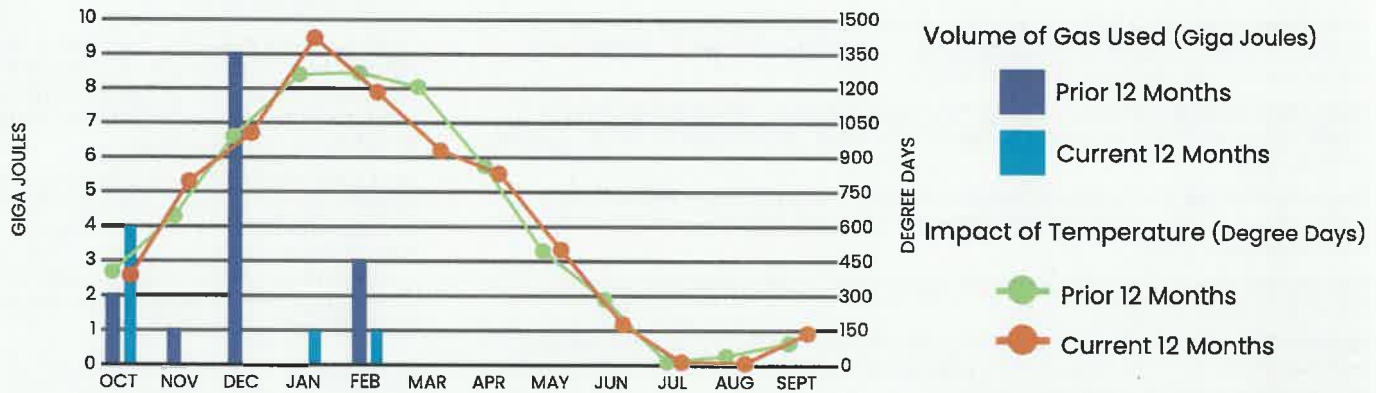
0.00

Giga Joules

When is it due?

Oct 22, 2024

Your Monthly Gas Use At a Glance



Important messages from Liberty

- IF YOU SUSPECT A GAS LEAK:** LEAVE the area immediately. DO NOT smoke, use a phone or cell phone, turn on/off any lights or appliances or operate any vehicle or equipment that could cause sparks. If you suspect a gas leak, don't wait! Leave the area and call our emergency number at 800-994-2762 or call 9-1-1.

energy and water for life

Pay online at LibertyEnergyandWater.com, or return this portion with your payment. Please include your account number on your check and make payable to Liberty Utilities.



Account Number: 200002385116
Service Address: 4955 ROUTE 106
Bill Date: 30-SEPT-2024
Due Date: 22-OCT-2024

LATE PAYMENT FEE:
Payments received after the due date
are subject to a 1.50% fee per month late

\$25.10	
Amount Due	Amount Enclosed

Account Activity for Your Natural Gas Service from 08/27/2024 - 09/24/2024

Rate: MGS - Mid General Service

Next Scheduled Meter Read Date: 10/28/2024

Point of Delivery ID: 00000000000010426766



Meter Number	Read Type	Service Days	Billing Period	Current	Previous	m ³ Used	Pressure Factor	Gigajoule Conversion Factor	GJ
NB4252649	Actual	29	8/27/24 - 9/24/24	172	172	0	1.01250	0.038706	0.00

What am I paying for? **Additional messages**

Previous Balance as of 08/29/2024	\$ 24.73
Payment(s) Received as of 09/30/2024	\$ -24.73
Balance Forward	\$ 0.00

We want to hear from you! Visit libertyenergyandwater.com to learn how you can be part of Liberty Listens, our new customer feedback panel.

Current Charges

DELIVERY CHARGES	
Customer Charge	\$ 21.50
TOTAL DELIVERY CHARGES	\$ 21.50
MISCELLANEOUS CHARGES AND CREDITS	
Late Fee	\$ 0.37
TOTAL MISC. CHARGES AND CREDITS	\$ 0.37
TAX CHARGES	
HST (R89936 2016 RT0001)	\$ 3.23
TOTAL TAX CHARGES	\$ 3.23
TOTAL CURRENT CHARGES	\$ 25.10

Total Amount Due **\$ 25.10**

Utility Data – Tantramar Public Works Depot

Your electricity bill

Votre facture
d'électricité

Service delivered to/Service livré à
 TANTRAMAR
 101 CRESCENT ST, SACKVILLE

Your account number
Votre numéro de compte
 6663436 - 3

Summary of Charges/Sommaire des frais

Amount due last month/Montant dû du mois dernier	1,661.20
Less payment - Thank you/Moins le paiement - Merci received on Dec 18, 2023/reçu le 18 déc. 2023	-1,661.20
Your balance/Votre solde	0.00
Current charges for Dec 06, 2023 - Jan 05, 2024 Frais courants du 06 déc. 2023 au 05 janv. 2024	
Monthly service charge/Frais de service mensuels	25.65
Charges for electricity you used/Vos frais d'utilisation d'électricité	
on the first 5000 kilowatt-hours you used pour les 5000 premiers kilowatt-heures utilisés @ 14.76 ¢ /kWh	738.00
on the additional 6040 kilowatt-hours you used pour les 6040 autres kilowatt-heures utilisés @ 10.46 ¢ /kWh	631.78
Variance account credit for electricity you used Crédit du compte d'écart pour l'électricité consommée	-13.25
* Billing demand charge/Frais de puissance 20.0 kw @ 0.00/kw	0.00
* Billing demand charge/Frais de puissance 16.1 kw @ 11.80/kw	189.98
Dusk-to-dawn lighting charges/Frais - lumière sentinelle	
1-100W/LED Light only/Lumière uniquement	15.51
1-100W/LED Light with wood pole/Lumière avec poteau en bois	20.54
1-200W/LED Light with wood pole/Lumière avec poteau en bois	29.41
Variance account credit for lighting charges	
Continued on next page/Suite à la prochaine page	

Bill date/Date de facturation
 Jan 08, 2024/08 janv. 2024

Bill number/Numéro de facture
 6410835539

Rate category/Catégorie de tarif
 General Service I/Général I

Meter number/Numéro du compteur
 933092

Your electricity use this period
Électricité consommée pendant la période

Meter reading on Jan 05, 2024 Relevé du compteur au 05 janv. 2024	19794
Previous reading/Relevé précédent	-19656
Difference/Différence	138
Multiplier/Multiplicateur	x 80
Equals current use of Soit une utilisation de	11040 kWh

Your electricity use at a glance
Aperçu de votre utilisation d'électricité

Meter read date Date de relevé du compteur	Billing days Jours de facturation	Electricity Électricité (kWh)	Demand Puissance (kW)
Jan/janv. 05, 2024	31	11040	36.1
Dec/déc. 05, 2023	33	9520	32.2

How to contact us/Pour nous joindre

For service and bill inquiries, click [here](#)
 Questions sur le service ou la facture, cliquez [ici](#)

Click [here](#) to visit our web site
 Cliquez [ici](#) pour consulter notre site Web

Your account number/Votre numéro de compte
 6663436 - 3

Amount due/Montant dû \$ 1,894.86

After Jan 28, 2024 a late payment charge may
 apply./Après le 28 janv. 2024, des frais d'arrérages
 peuvent s'appliquer.

TANTRAMAR
 PO BOX 6191 STN MAIN
 SACKVILLE NB E4L 1G6

Amount of your payment
 Montant de votre paiement


Your electricity bill
Votre facture d'électricité
Summary of Charges (continued)
Sommaire des frais (suite)

Crédit du compte d'écart pour les frais d'éclairage	-0.08
Water heater service/Service de chauffe-eau (1-270 Litre)	10.16
HST/TVH #11924 6924	247.16

Amount due/Montant dû **\$ 1,894.86**

* Billing demand is the greater of the maximum kW demand or 90% of the maximum kVA demand in the billing period.

* Puissance de facturation est la valeur la plus élevée des valeurs suivantes : l'appel de puissance maximal en kW, ou 90 % de l'appel de puissance maximal en kVA, pour la période de facturation.

After Jan 28, 2024, a late payment charge may apply.

Après le 28 janv. 2024, des frais d'arrérages peuvent s'appliquer.

Service delivered to/Service livré à
 TANTRAMAR
 101 CRESCENT ST, SACKVILLE

Account number/Numéro de compte
 6663436 - 3

Billing period/Période de facturation
 Dec/déc. 06, 2023 - Jan/janv. 05, 2024

Bill date/Date de facturation
 Jan 08, 2024/08 janv. 2024

Bill number/Numéro de facture
 6410835539



Énergie NB Power

Service delivered to/Service livré à
TANTRAMAR
101 CRESCENT ST, SACKVILLE

Summary of Charges/Sommaire des frais

Amount due last month/Montant dû du mois dernier	1,997.01
Less payment - Thank you/Moins le paiement - Merci received on Nov 20, 2023/reçu le 20 nov. 2023	-1,997.01
Your balance/Votre solde	0.00
Current charges for Nov 03, 2023 - Dec 05, 2023 Frais courants du 03 nov. 2023 au 05 déc. 2023	
Monthly service charge/Frais de service mensuels	25.65
Charges for electricity you used/Vos frais d'utilisation d'électricité	
on the first 5000 kilowatt-hours you used pour les 5000 premiers kilowatt-heures utilisés @ 14.76 ¢ /kWh	738.00
on the additional 4520 kilowatt-hours you used pour les 4520 autres kilowatt-heures utilisés @ 10.46 ¢ /kWh	472.79
Variance account credit for electricity you used Crédit du compte d'écart pour l'électricité consommée	-11.42
* Billing demand charge/Frais de puissance 20.0 kw @ 0.00/kw	0.00
* Billing demand charge/Frais de puissance 12.2 kw @ 11.80/kw	143.96
Dusk-to-dawn lighting charges/Frais - lumière sentinelle	
1-100W/LED Light only/Lumière uniquement	15.51
1-100W/LED Light with wood pole/Lumière avec poteau en bois	20.54
1-200W/LED Light with wood pole/Lumière avec poteau en bois	29.41
Variance account credit for lighting charges	

Continued on next page/Suite à la prochaine page

Your electricity bill

Votre facture d'électricité

Your account number
Votre numéro de compte
6663436 - 3

Bill date/Date de facturation
Dec 06, 2023/06 déc. 2023

Bill number/Numéro de facture
6117874532

Rate category/Catégorie de tarif
General Service I/Général I

Meter number/Numéro du compteur
933092

Your electricity use this period

Électricité consommée pendant la période

Meter reading on Dec 05, 2023	19656
Relevé du compteur au 05 déc. 2023	19656
Previous reading/Relevé précédent	-19537
Difference/Différence	119
Multiplier/Multiplicateur	x 80
Equals current use of Soit une utilisation de	9520 kWh

Your electricity use at a glance

Aperçu de votre utilisation d'électricité

Meter read date Date de relevé du compteur	Billing days Jours de facturation	Electricity Électricité (kWh)	Demand Puissance (kW)
Dec/déc. 05, 2023	33	9520	32.2
Nov/nov. 02, 2023	29	5520	29.9

How to contact us/Pour nous joindre

For service and bill inquiries, click [here](#)
Questions sur le service ou la facture, cliquez [ici](#)

Click [here](#) to visit our web site

Cliquez [ici](#) pour consulter notre site Web



Énergie NB Power

TANTRAMAR
PO BOX 6191 STN MAIN
SACKVILLE NB E4L 1G6

Your account number/Votre numéro de compte
6663436 - 3

Amount due/Montant dû \$ 1,661.20

After Dec 26, 2023 a late payment charge may apply./Après le 26 déc. 2023, des frais d'arrérages peuvent s'appliquer.

Amount of your payment
Montant de votre paiement

Summary of Charges (continued)
Sommaire des frais (suite)

Crédit du compte d'écart pour les frais d'éclairage	-0.08
Water heater service/Service de chauffe-eau (1-270 Litre)	10.16
HST/TVH #11924 6924	216.68

Amount due/Montant dû \$ 1,661.20

* Billing demand is the greater of the maximum kW demand or 90% of the maximum kVA demand in the billing period.

* Puissance de facturation est la valeur la plus élevée des valeurs suivantes : l'appel de puissance maximal en kW, ou 90 % de l'appel de puissance maximal en kVA, pour la période de facturation.

After Dec 26, 2023, a late payment charge may apply.

Après le 26 déc. 2023, des frais d'arrérages peuvent s'appliquer.

Service delivered to/Service livré à
 TANTRAMAR
 101 CRESCENT ST, SACKVILLE

Account number/Numéro de compte
 6663436 - 3

Billing period/Période de facturation
 Nov/nov. 03, 2023 - Dec/déc. 05, 2023

Bill date/Date de facturation
 Dec 06, 2023/06 déc. 2023

Bill number/Numéro de facture
 6117874532



Énergie NB Power

Service delivered to/Service livré à
TANTRAMAR
101 CRESCENT ST, SACKVILLE

Summary of Charges/Sommaire des frais

Amount due last month/Montant dû du mois dernier	830.21
Your unpaid balance/Votre solde impayé	830.21
Current charges for Oct 05, 2023 - Nov 02, 2023 Frais courants du 05 oct. 2023 au 02 nov. 2023	
Monthly service charge/Frais de service mensuels	25.65
Charges for electricity you used/Vos frais d'utilisation d'électricité	
on the first 5000 kilowatt-hours you used pour les 5000 premiers kilowatt-heures utilisés @ 14.76 ¢ /kWh	738.00
on the additional 520 kilowatt-hours you used pour les 520 autres kilowatt-heures utilisés @ 10.46 ¢ /kWh	54.39
Variance account credit for electricity you used Crédit du compte d'écart pour l'électricité consommée	-6.62
* Billing demand charge/Frais de puissance 20.0 kw @ 0.00/kw	0.00
* Billing demand charge/Frais de puissance 9.9 kw @ 11.80/kw	116.82
Dusk-to-dawn lighting charges/Frais - lumière sentinelle	
1-100W/LED Light only/Lumière uniquement	15.51
1-100W/LED Light with wood pole/Lumière avec poteau en bois	20.54
1-200W/LED Light with wood pole/Lumière avec poteau en bois	29.41
Variance account credit for lighting charges Crédit du compte d'écart pour les frais d'éclairage	-0.08
Water heater service/Service de chauffe-eau (1-270 Litre)	10.16

Continued on next page/Suite à la prochaine page

Your electricity bill

Votre facture d'électricité

Your account number
Votre numéro de compte
6663436 - 3

Bill date/Date de facturation
Nov 07, 2023/07 nov. 2023

Bill number/Numéro de facture
6117825005

Rate category/Catégorie de tarif
General Service I/Général I

Meter number/Numéro du compteur
933092

Your electricity use this period

Électricité consommée pendant la période

Meter reading on Nov 02, 2023	19537
Relevé du compteur au 02 nov. 2023	19537
Previous reading/Relevé précédent	-19468
Difference/Différence	69
Multiplier/Multiplicateur	x 80
Equals current use of Soit une utilisation de	5520 kWh

Your electricity use at a glance

Aperçu de votre utilisation d'électricité

Meter read date Date de relevé du compteur	Billing days Jours de facturation	Electricity Électricité (kWh)	Demand Puissance (kW)
Nov/nov. 02, 2023	29	5520	29.9
Oct/oct. 04, 2023	29	4240	19.8

How to contact us/Pour nous joindre

For service and bill inquiries, click [here](#)
Questions sur le service ou la facture, cliquez [ici](#)

Click [here](#) to visit our web site
Cliquez [ici](#) pour consulter notre site Web



Énergie NB Power

TANTRAMAR
PO BOX 6191 STN MAIN
SACKVILLE NB E4L 1G6

Your account number/Votre numéro de compte
6663436 - 3

Your unpaid balance
Votre solde impayé 830.21

Current charges/Frais courants 1,166.80

Amount due/Montant dû \$ 1,997.01

After Nov 27, 2023 a late payment charge may
apply./Après le 27 nov. 2023, des frais d'arrérages
peuvent s'appliquer.

Amount of your payment
Montant de votre paiement

Summary of Charges (continued)
 Sommaire des frais (suite)

HST/TVH #11924 6924	150.57
Late payment charges/Frais d'arrérages	12.45

Amount due/Montant dû	\$ 1,997.01
------------------------------	--------------------

* Billing demand is the greater of the maximum kW demand or 90% of the maximum kVA demand in the billing period.

* Puissance de facturation est la valeur la plus élevée des valeurs suivantes : l'appel de puissance maximal en kW, ou 90 % de l'appel de puissance maximal en kVA, pour la période de facturation.

After Nov 27, 2023, a late payment charge may apply.

Après le 27 nov. 2023, des frais d'arrérages peuvent s'appliquer.

Service delivered to/Service livré à
 TANTRAMAR
 101 CRESCENT ST, SACKVILLE

Account number/Numéro de compte
 6663436 - 3

Billing period/Période de facturation
 Oct/oct. 05, 2023 - Nov/nov. 02, 2023

Bill date/Date de facturation
 Nov 07, 2023/07 nov. 2023

Bill number/Numéro de facture
 6117825005



Énergie NB Power

Service delivered to/Service livré à
TANTRAMAR
101 CRESCENT ST, SACKVILLE

Summary of Charges/Sommaire des frais

Amount due last month/Montant dû du mois dernier	897.55
Less payment - Thank you/Moins le paiement - Merci received on Sept 20, 2023/reçu le 20 sept. 2023	-897.55
Your balance/Votre solde	0.00
Current charges for Sept 06, 2023 - Oct 04, 2023 Frais courants du 06 sept. 2023 au 04 oct. 2023	
Monthly service charge/Frais de service mensuels	25.65
Charges for electricity you used/Vos frais d'utilisation d'électricité on the 4240 kilowatt-hours you used pour les 4240 kilowatt-heures utilisés @ 14.76 ¢ /kWh	625.82
Variance account credit for electricity you used Crédit du compte d'écart pour l'électricité consommée	-5.09
* Billing demand charge/Frais de puissance 19.8 kw @ 0.00/kw	0.00
Dusk-to-dawn lighting charges/Frais - lumière sentinelle	
1-100W/LED Light only/Lumière uniquement	15.51
1-100W/LED Light with wood pole/Lumière avec poteau en bois	20.54
1-200W/LED Light with wood pole/Lumière avec poteau en bois	29.41
Variance account credit for lighting charges Crédit du compte d'écart pour les frais d'éclairage	-0.08
Water heater service/Service de chauffe-eau (1-270 Litre)	10.16
HST/TVH #11924 6924	108.29

Continued on next page/Suite à la prochaine page

Your electricity bill

Votre facture d'électricité

Your account number
Votre numéro de compte
6663436 - 3

Bill date/Date de facturation
Oct 10, 2023/10 oct. 2023

Bill number/Numéro de facture
6211226458

Rate category/Catégorie de tarif
General Service I/Général I

Meter number/Numéro du compteur
933092

Your electricity use this period

Électricité consommée pendant la période

Meter reading on Oct 04, 2023	19468
Previous reading/Relevé précédent	-19415
Difference/Différence	53
Multiplier/Multiplicateur	x 80
Equals current use of Soit une utilisation de	4240 kWh

Your electricity use at a glance

Aperçu de votre utilisation d'électricité

Meter read date Date de relevé du compteur	Billing days Jours de facturation	Electricity Électricité (kWh)	Demand Puissance (kW)
Oct/oct. 04, 2023	29	4240	19.8
Sept/sept. 05, 2023	33	4640	17.2

How to contact us/Pour nous joindre

For service and bill inquiries, click [here](#)
Questions sur le service ou la facture, cliquez [ici](#)

Click [here](#) to visit our web site

Cliquez [ici](#) pour consulter notre site Web



Énergie NB Power

TANTRAMAR
PO BOX 6191 STN MAIN
SACKVILLE NB E4L 1G6

Your account number/Votre numéro de compte
6663436 - 3

Amount due/Montant dû \$ 830.21

After Oct 30, 2023 a late payment charge may apply./Après le 30 oct. 2023, des frais d'arrérages peuvent s'appliquer.

Amount of your payment
Montant de votre paiement



Service delivered to/Service livré à
TANTRAMAR
101 CRESCENT ST, SACKVILLE

Account number/Numéro de compte
6663436 - 3

Billing period/Période de facturation
Sept/sept. 06, 2023 - Oct/oct. 04, 2023

Bill date/Date de facturation
Oct 10, 2023/10 oct. 2023

Bill number/Numéro de facture
6211226458

Summary of Charges (continued)
Sommaire des frais (suite)

Amount due/Montant dû **\$ 830.21**

* Billing demand is the greater of the maximum kW demand or 90% of the maximum kVA demand in the billing period.

* Puissance de facturation est la valeur la plus élevée des valeurs suivantes : l'appel de puissance maximal en kW, ou 90 % de l'appel de puissance maximal en kVA, pour la période de facturation.

After Oct 30, 2023, a late payment charge may apply.
Après le 30 oct. 2023, des frais d'arrérages peuvent s'appliquer.



Énergie NB Power

Service delivered to/Service livré à
TANTRAMAR
101 CRESCENT ST, SACKVILLE

Summary of Charges/Sommaire des frais

Amount due last month/Montant dû du mois dernier	936.71
Less payment - Thank you/Moins le paiement - Merci received on Aug 24, 2023/reçu le 24 août 2023	-936.71
Your balance/Votre solde	0.00
Current charges for Aug 04, 2023 - Sept 05, 2023 Frais courants du 04 août 2023 au 05 sept. 2023	
Monthly service charge/Frais de service mensuels	25.65
Charges for electricity you used/Vos frais d'utilisation d'électricité on the 4640 kilowatt-hours you used pour les 4640 kilowatt-heures utilisés @ 14.76 ¢ /kWh	684.86
Variance account credit for electricity you used Crédit du compte d'écart pour l'électricité consommée	-5.57
* Billing demand charge/Frais de puissance 17.2 kw @ 0.00/kw	0.00
Dusk-to-dawn lighting charges/Frais - lumière sentinelle	
1-100W/LED Light only/Lumière uniquement	15.51
1-100W/LED Light with wood pole/Lumière avec poteau en bois	20.54
1-200W/LED Light with wood pole/Lumière avec poteau en bois	29.41
Variance account credit for lighting charges Crédit du compte d'écart pour les frais d'éclairage	-0.08
Water heater service/Service de chauffe-eau (1-270 Litre)	10.16
HST/TVH #11924 6924	117.07

Continued on next page/Suite à la prochaine page

Your electricity bill

Votre facture d'électricité

Your account number
Votre numéro de compte
6663436 - 3

Bill date/Date de facturation
Sept 08, 2023/08 sept. 2023

Bill number/Numéro de facture
6117723488

Rate category/Catégorie de tarif
General Service I/Général I

Meter number/Numéro du compteur
933092

Your electricity use this period

Électricité consommée pendant la période

Meter reading on Sept 05, 2023 Relevé du compteur au 05 sept. 2023	19415
Previous reading/Relevé précédent	-19357
Difference/Différence	58
Multiplier/Multiplicateur	x 80
Equals current use of Soit une utilisation de	4640 kWh

Your electricity use at a glance

Aperçu de votre utilisation d'électricité

Meter read date Date de relevé du compteur	Billing days Jours de facturation	Electricity Électricité (kWh)	Demand Puissance (kW)
Sept/sept. 05, 2023	33	4640	17.2
Aug/août 03, 2023	30	4800	20.9

How to contact us/Pour nous joindre

For service and bill inquiries, click [here](#)
Questions sur le service ou la facture, cliquez [ici](#)

Click [here](#) to visit our web site
Cliquez [ici](#) pour consulter notre site Web



Énergie NB Power

TANTRAMAR
PO BOX 6191 STN MAIN
SACKVILLE NB E4L 1G6

Your account number/Votre numéro de compte
6663436 - 3

Amount due/Montant dû \$ 897.55

After Sept 28, 2023 a late payment charge may apply./Après le 28 sept. 2023, des frais d'arrérages peuvent s'appliquer.

Amount of your payment
Montant de votre paiement

Summary of Charges (continued)
Sommaire des frais (suite)

Amount due/Montant dû **\$ 897.55**

* Billing demand is the greater of the maximum kW demand or 90% of the maximum kVA demand in the billing period.

* Puissance de facturation est la valeur la plus élevée des valeurs suivantes : l'appel de puissance maximal en kW, ou 90 % de l'appel de puissance maximal en kVA, pour la période de facturation.

After Sept 28, 2023, a late payment charge may apply.
Après le 28 sept. 2023, des frais d'arrérages peuvent s'appliquer.

Service delivered to/Service livré à
TANTRAMAR
101 CRESCENT ST, SACKVILLE

Account number/Numéro de compte
6663436 - 3

Billing period/Période de facturation
Aug/août 04, 2023 - Sept/sept. 05, 2023

Bill date/Date de facturation
Sept 08, 2023/08 sept. 2023

Bill number/Numéro de facture
6117723488



Énergie NB Power

Service delivered to/Service livré à
TANTRAMAR
101 CRESCENT ST, SACKVILLE

Summary of Charges/Sommaire des frais

Amount due last month/Montant dû du mois dernier		1,085.12
Less payment - Thank you/Moins le paiement - Merci received on July 18, 2023/reçu le 18 juill. 2023		-1,085.12
Your balance/Votre solde		0.00
Current charges for July 05, 2023 - Aug 03, 2023 Frais courants du 05 juill. 2023 au 03 août 2023		
Monthly service charge/Frais de service mensuels		25.65
Charges for electricity you used/Vos frais d'utilisation d'électricité on the 4800 kilowatt-hours you used pour les 4800 kilowatt-heures utilisés	@ 14.76 ¢ /kWh	708.48
Variance account credit for electricity you used Crédit du compte d'écart pour l'électricité consommée		-5.76
* Billing demand charge/Frais de puissance	20.0 kw @ 0.00/kw	0.00
* Billing demand charge/Frais de puissance	0.9 kw @ 11.80/kw	10.62
Dusk-to-dawn lighting charges/Frais - lumière sentinelle		
1-100W/LED Light only/Lumière uniquement		15.51
1-100W/LED Light with wood pole/Lumière avec poteau en bois		20.54
1-200W/LED Light with wood pole/Lumière avec poteau en bois		29.41
Variance account credit for lighting charges Crédit du compte d'écart pour les frais d'éclairage		-0.08
Water heater service/Service de chauffe-eau	(1-270 Litre)	10.16

Continued on next page/Suite à la prochaine page

Your electricity bill

Votre facture d'électricité

Your account number
Votre numéro de compte
6663436 - 3

Bill date/Date de facturation
Aug 09, 2023/09 août 2023

Bill number/Numéro de facture
6117672311

Rate category/Catégorie de tarif
General Service /Général I

Meter number/Numéro du compteur
933092

Your electricity use this period Électricité consommée pendant la période

Meter reading on Aug 03, 2023 Relevé du compteur au 03 août 2023	19357
Previous reading/Relevé précédent	-19297
Difference/Différence	60
Multiplier/Multiplicateur	x 80
Equals current use of Soit une utilisation de	4800 kWh

Your electricity use at a glance Aperçu de votre utilisation d'électricité

Meter read date Date de relevé du compteur	Billing days Jours de facturation	Electricity Électricité (kWh)	Demand Puissance (kW)
Aug/août 03, 2023	30	4800	20.9
July/juill. 04, 2023	32	5440	25.5

How to contact us/Pour nous joindre

For service and bill inquiries, click [here](#)
Questions sur le service ou la facture, cliquez [ici](#)

Click [here](#) to visit our web site
Cliquez [ici](#) pour consulter notre site Web



Énergie NB Power

Your account number/Votre numéro de compte
6663436 - 3

Amount due/Montant dû \$ 936.71

After Aug 29, 2023 a late payment charge may apply./Après le 29 août 2023, des frais d'arrérages peuvent s'appliquer.

TANTRAMAR
PO BOX 6191 STN MAIN
SACKVILLE NB E4L 1G6

Amount of your payment
Montant de votre paiement

Summary of Charges (continued)
Sommaire des frais (suite)

HST/TVH #11924 6924	122.18
---------------------	--------

Amount due/Montant dû	\$ 936.71
------------------------------	------------------

* Billing demand is the greater of the maximum kW demand or 90% of the maximum kVA demand in the billing period.

* Puissance de facturation est la valeur la plus élevée des valeurs suivantes : l'appel de puissance maximal en kW, ou 90 % de l'appel de puissance maximal en kVA, pour la période de facturation.

After Aug 29, 2023, a late payment charge may apply.

Après le 29 août 2023, des frais d'arrérages peuvent s'appliquer.

Service delivered to/Service livré à
 TANTRAMAR
 101 CRESCENT ST, SACKVILLE
Account number/Numéro de compte

6663436 - 3

Billing period/Période de facturation

July/juill. 05, 2023 - Aug/août 03, 2023

Bill date/Date de facturation

Aug 09, 2023/09 août 2023

Bill number/Numéro de facture

6117672311



Énergie NB Power

Service delivered to/Service livré à
TANTRAMAR
101 CRESCENT ST, SACKVILLE

Summary of Charges/Sommaire des frais

Amount due last month/Montant dû du mois dernier		1,271.23
Less payment - Thank you/Moins le paiement - Merci received on June 20, 2023/reçu le 20 juin 2023		-1,271.23
Your balance/Votre solde		0.00
Current charges for June 03, 2023 - July 04, 2023 Frais courants du 03 juin 2023 au 04 juill. 2023		
Monthly service charge/Frais de service mensuels		25.65
Charges for electricity you used/Vos frais d'utilisation d'électricité		
on the first 5000 kilowatt-hours you used pour les 5000 premiers kilowatt-heures utilisés	@ 14.76 ¢ /kWh	738.00
on the additional 440 kilowatt-hours you used pour les 440 autres kilowatt-heures utilisés	@ 10.46 ¢ /kWh	46.02
Variance account credit for electricity you used Crédit du compte d'écart pour l'électricité consommée		-6.53
* Billing demand charge/Frais de puissance	20.0 kw @ 0.00/kw	0.00
* Billing demand charge/Frais de puissance	5.5 kw @ 11.80/kw	64.90
Dusk-to-dawn lighting charges/Frais - lumière sentinelle		
1-100W/LED Light only/Lumière uniquement		15.51
1-100W/LED Light with wood pole/Lumière avec poteau en bois		20.54
1-200W/LED Light with wood pole/Lumière avec poteau en bois		29.41
Variance account credit for lighting charges		

Continued on next page/Suite à la prochaine page

Your electricity bill

Votre facture d'électricité

Your account number
Votre numéro de compte
6663436 - 3

Bill date/Date de facturation
July 10, 2023/10 juill. 2023

Bill number/Numéro de facture
6211074518

Rate category/Catégorie de tarif
General Service I/Général I

Meter number/Numéro du compteur
933092

Your electricity use this period

Électricité consommée pendant la période

Meter reading on July 04, 2023 Relevé du compteur au 04 juill. 2023	19297
Previous reading/Relevé précédent	-19229
Difference/Différence	68
Multiplier/Multiplicateur	x 80
Equals current use of Soit une utilisation de	5440 kWh

Your electricity use at a glance

Aperçu de votre utilisation d'électricité

Meter read date Date de relevé du compteur	Billing days Jours de facturation	Electricity Électricité (kWh)	Demand Puissance (kW)
July/juill. 04, 2023	32	5440	25.5
June/juin 02, 2023	31	6560	29.4

How to contact us/Pour nous joindre

For service and bill inquiries, click [here](#)
Questions sur le service ou la facture, cliquez [ici](#)

Click [here](#) to visit our web site

Cliquez [ici](#) pour consulter notre site Web



Énergie NB Power

TANTRAMAR
PO BOX 6191 STN MAIN
SACKVILLE NB E4L 1G6

Your account number/Votre numéro de compte
6663436 - 3

Amount due/Montant dû **\$ 1,085.12**

After July 30, 2023 a late payment charge may apply./Après le 30 juill. 2023, des frais d'arrérages peuvent s'appliquer.

Amount of your payment
Montant de votre paiement

Summary of Charges (continued)
Sommaire des frais (suite)

Crédit du compte d'écart pour les frais d'éclairage	-0.08
Water heater service/Service de chauffe-eau (1-270 Litre)	10.16
HST/TVH #11924 6924	141.54

Amount due/Montant dû **\$ 1,085.12**

* Billing demand is the greater of the maximum kW demand or 90% of the maximum kVA demand in the billing period.

* Puissance de facturation est la valeur la plus élevée des valeurs suivantes : l'appel de puissance maximal en kW, ou 90 % de l'appel de puissance maximal en kVA, pour la période de facturation.

After July 30, 2023, a late payment charge may apply.

Après le 30 juill. 2023, des frais d'arrérages peuvent s'appliquer.

Service delivered to/Service livré à

 TANTRAMAR
 101 CRESCENT ST, SACKVILLE

Account number/Numéro de compte

6663436 - 3

Billing period/Période de facturation

June/juin 03, 2023 - July/juill. 04, 2023

Bill date/Date de facturation

July 10, 2023/10 juill. 2023

Bill number/Numéro de facture

6211074518



Énergie NB Power

Service delivered to/Service livré à
TANTRAMAR
101 CRESCENT ST, SACKVILLE

Summary of Charges/Sommaire des frais

Amount due last month/Montant dû du mois dernier		3,185.64
Less payment - Thank you/Moins le paiement - Merci received on May 05, 2023/reçu le 05 mai 2023		-1,820.51
received on May 24, 2023/reçu le 24 mai 2023		-1,365.13
<hr/>		
Your balance/Votre solde		0.00
Current charges for May 03, 2023 - June 02, 2023 Frais courants du 03 mai 2023 au 02 juin 2023		
Monthly service charge/Frais de service mensuels		25.65
Charges for electricity you used/Vos frais d'utilisation d'électricité		
on the first 5000 kilowatt-hours you used pour les 5000 premiers kilowatt-heures utilisés	@ 14.76 ¢ /kWh	738.00
on the additional 1560 kilowatt-hours you used pour les 1560 autres kilowatt-heures utilisés	@ 10.46 ¢ /kWh	163.18
Variance account credit for electricity you used Crédit du compte d'écart pour l'électricité consommée		-7.87
* Billing demand charge/Frais de puissance	20.0 kw @ 0.00/kw	0.00
* Billing demand charge/Frais de puissance	9.4 kw @ 11.80/kw	110.92
Dusk-to-dawn lighting charges/Frais lumière sentinelle		
1-100W/LED Light only/Lumière uniquement		15.51
1-100W/LED Light with wood pole/Lumière avec poteau en bois		20.54
1-200W/LED Light with wood pole/Lumière avec poteau en bois		29.41

Continued on next page/Suite à la prochaine page

Your electricity bill

Votre facture d'électricité

Your account number
Votre numéro de compte
6663436 - 3

Bill date/Date de facturation
June 09, 2023/09 juin 2023

Bill number/Numéro de facture
6709794223

Rate category/Catégorie de tarif
General Service I/Général I

Meter number/Numéro du compteur
933092

Your electricity use this period

Électricité consommée pendant la période

Meter reading on June 02, 2023 Relevé du compteur au 02 juin 2023	19229
Previous reading/Relevé précédent	-19147
Difference/Différence	82
Multiplier/Multiplicateur	x 80
Equals current use of Soit une utilisation de	6560 kWh

Your electricity use at a glance

Aperçu de votre utilisation d'électricité

Meter read date Date de relevé du compteur	Billing days Jours de facturation	Electricity Électricité (kWh)	Demand Puissance (kW)
June/juin 02, 2023	31	6560	29.4
May/mai 02, 2023	29	7120	29.4

How to contact us/Pour nous joindre

For service and bill inquiries, click [here](#)
Questions sur le service ou la facture, cliquez [ici](#)

Click [here](#) to visit our web site

Cliquez [ici](#) pour consulter notre site Web



Énergie NB Power

TANTRAMAR
PO BOX 6191 STN MAIN
SACKVILLE NB E4L 1G6

Your account number/Votre numéro de compte
6663436 - 3

Amount due/Montant dû \$ **1,271.23**

After June 29, 2023 a late payment charge may
apply./Après le 29 juin 2023, des frais d'arrérages
peuvent s'appliquer.

Amount of your payment
Montant de votre paiement



Your electricity bill
Votre facture d'électricité

Service delivered to/Service livré à
TANTRAMAR
101 CRESCENT ST, SACKVILLE

Account number/Numéro de compte
6663436 - 3

Billing period/Période de facturation
May/mai 03, 2023 - June/juin 02, 2023

Bill date/Date de facturation
June 09, 2023/09 juin 2023

Bill number/Numéro de facture
6709794223

Summary of Charges (continued)
Sommaire des frais (suite)

Variance account credit for lighting charges Crédit du compte d'écart pour les frais d'éclairage	-0.08
Water heater service/Service de chauffe-eau (1-270 Litre)	10.16
HST/TVH #11924 6924	165.81

Amount due/Montant dû \$ 1,271.23

* Billing demand is the greater of the maximum kW demand or 90% of the maximum kVA demand in the billing period.
* Puissance de facturation est la valeur la plus élevée des valeurs suivantes : l'appel de puissance maximal en kW, ou 90 % de l'appel de puissance maximal en kVA, pour la période de facturation.

After June 29, 2023, a late payment charge may apply.
Après le 29 juin 2023, des frais d'arrérages peuvent s'appliquer.



Énergie NB Power

Service delivered to/Service livré à

 TANTRAMAR
 101 CRESCENT ST, SACKVILLE

Summary of Charges/Sommaire des frais

Amount due last month/Montant dû du mois dernier	3,354.37
Less payment - Thank you/Moins le paiement - Merci received on Apr 11, 2023/reçu le 11 avr. 2023	-1,533.86
Your unpaid balance/Votre solde impayé	1,820.51

**Current charges for Apr 04, 2023 - May 02, 2023
Frais courants du 04 avr. 2023 au 02 mai 2023**

Monthly service charge/Frais de service mensuels	25.65
Charges for electricity you used/Vos frais d'utilisation d'électricité on the first 5000 kilowatt-hours you used pour les 5000 premiers kilowatt-heures utilisés @ 14.76 ¢ /kWh	738.00
on the additional 2120 kilowatt-hours you used pour les 2120 autres kilowatt-heures utilisés @ 10.46 ¢ /kWh	221.75
Variance account credit for electricity you used Crédit du compte d'écart pour l'électricité consommée	-8.54
* Billing demand charge/Frais de puissance 20.0 kw @ 0.00/kw	0.00
* Billing demand charge/Frais de puissance 9.4 kw @ 11.80/kw	110.92
Dusk-to-dawn lighting charges/Frais - lumière sentinelle	
1-100W/LED Light only/Lumière uniquement	15.51
1-100W/LED Light with wood pole/Lumière avec poteau en bois	20.54
1-200W/LED Light with wood pole/Lumière avec poteau en bois	29.41

Variance account credit for lighting charges

Continued on next page/Suite à la prochaine page

Your electricity bill

Votre facture d'électricité

Your account number

 Votre numéro de compte
 6663436 - 3

Bill date/Date de facturation

May 05, 2023/05 mai 2023

Bill number/Numéro de facture

6510075683

Rate category/Catégorie de tarif

General Service I/Général I

Meter number/Numéro du compteur

933092

Your electricity use this period
Électricité consommée pendant la période

Meter reading on May 02, 2023	19147
Relevé du compteur au 02 mai 2023	
Previous reading/Relevé précédent	-19058
Difference/Différence	89
Multiplier/Multiplicateur	x 80
Equals current use of Soit une utilisation de	7120 kWh

Your electricity use at a glance
Aperçu de votre utilisation d'électricité

Meter read date Date de relevé du compteur	Billing days Jours de facturation	Electricity Électricité (kWh)	Demand Puissance (kW)
May/mai 02, 2023	29	7120	29.4
Apr/avr. 03, 2023	32	10960	35.4

How to contact us/Pour nous joindre

 For service and bill inquiries, click [here](#)
 Questions sur le service ou la facture, cliquez [ici](#)

 Click [here](#) to visit our web site

 Cliquez [ici](#) pour consulter notre site Web


Énergie NB Power

 TANTRAMAR
 PO BOX 6191 STN MAIN
 SACKVILLE NB E4L 1G6

 Your account number/Votre numéro de compte
 6663436 - 3

 Your unpaid balance
 Votre solde impayé 1,820.51

Current charges/Frais courants 1,365.13

Amount due/Montant dû \$ 3,185.64

After May 25, 2023 a late payment charge may apply./Après le 25 mai 2023, des frais d'arrérages peuvent s'appliquer.

 Amount of your payment
 Montant de votre paiement

Summary of Charges (continued)
Sommaire des frais (suite)

Crédit du compte d'écart pour les frais d'éclairage	-0.08
Water heater service/Service de chauffe-eau (1-270 Litre)	10.16
HST/TVH #11924 6924	174.50
Late payment charges/Frais d'arrérages	27.31

Amount due/Montant dû \$ 3,185.64

* Billing demand is the greater of the maximum kW demand or 90% of the maximum kVA demand in the billing period.

* Puissance de facturation est la valeur la plus élevée des valeurs suivantes : l'appel de puissance maximal en kW, ou 90 % de l'appel de puissance maximal en kVA, pour la période de facturation.

After May 25, 2023, a late payment charge may apply.
Après le 25 mai 2023, des frais d'arrérages peuvent s'appliquer.

Service delivered to/Service livré à
TANTRAMAR
101 CRESCENT ST, SACKVILLE

Account number/Numéro de compte
6663436 - 3

Billing period/Période de facturation
Apr/avr. 04, 2023 - May/mai 02, 2023

Bill date/Date de facturation
May 05, 2023/05 mai 2023

Bill number/Numéro de facture
6510075683



Énergie NB Power

Service delivered to/Service livré à

TANTRAMAR
101 CRESCENT ST, SACKVILLE

Summary of Charges/Sommaire des frais

Amount due last month/Montant dû du mois dernier	1,533.86
Your unpaid balance/Votre solde impayé	1,533.86

**Current charges for Mar 03, 2023 - Apr 03, 2023
Frais courants du 03 mars 2023 au 03 avr. 2023**

The usual breakdown of charges will appear on your next monthly bill.
La ventilation des charges figurera sur votre prochaine facture mensuelle comme d'habitude.

Service charge/Frais de service	24.39
Charges for electricity you used/Vos frais d'utilisation d'électricité	1,295.44
Variance account credit for electricity you used Crédit du compte d'écart pour l'électricité consommée	-1.25
* Billing demand charge/Frais de puissance	172.93
Dusk-to-dawn lighting charges/Frais - lumière sentinelle	
1-100W/LED Light only/Lumière uniquement	14.75
1-100W/LED Light with wood pole/Lumière avec poteau en bois	19.55
1-200W/LED Light with wood pole/Lumière avec poteau en bois	27.98
Water heater service/Service de chauffe-eau (1-270 Litre)	9.25
HST/TVH #11924 6924	234.46
Late payment charges/Frais d'arrérages	23.01

Amount due/Montant dû \$ 3,354.37

* Billing demand is the greater of the maximum kW demand or 90% of the maximum kVA

Continued on next page/Suite à la prochaine page

Your electricity bill

Votre facture d'électricité

Your account number

Votre numéro de compte
6663436 - 3

Bill date/Date de facturation

Apr 06, 2023/06 avr. 2023

Bill number/Numéro de facture

6759499461

Rate category/Catégorie de tarif

General Service I/Général I

Meter number/Numéro du compteur

933092

Your electricity use this period
Électricité consommée pendant la période

Meter reading on Apr 03, 2023	19058
Relevé du compteur au 03 avr. 2023	19058
Previous reading/Relevé précédent	-18921
Difference/Différence	137
Multiplier/Multiplicateur	x 80
Equals current use of Soit une utilisation de	10960 kWh

Your electricity use at a glance
Aperçu de votre utilisation d'électricité

Meter read date Date de relevé du compteur	Billing days Jours de facturation	Electricity Électricité (kWh)	Demand Puissance (kW)
Apr/avr. 03, 2023	32	10960	35.4
Mar/mars 02, 2023	23	9040	38.6

How to contact us/Pour nous joindre

For service and bill inquiries, click [here](#)
Questions sur le service ou la facture, cliquez [ici](#)

Click [here](#) to visit our web site
Cliquez [ici](#) pour consulter notre site Web



TANTRAMAR
PO BOX 6191 STN MAIN
SACKVILLE NB E4L 1G6

Your account number/Votre numéro de compte
6663436 - 3

Your unpaid balance
Votre solde impayé 1,533.86

Current charges/Frais courants 1,820.51

Amount due/Montant dû \$ 3,354.37

After Apr 26, 2023 a late payment charge may
apply./Après le 26 avr. 2023, des frais d'arrérages
peuvent s'appliquer.

Amount of your payment
Montant de votre paiement

Service delivered to/Service livré à

TANTRAMAR
101 CRESCENT ST, SACKVILLE

Account number/Numéro de compte

6663436 - 3

Billing period/Période de facturation

Mar/mars 03, 2023 - Apr/avr. 03, 2023

Bill date/Date de facturation

Apr 06, 2023/06 avr. 2023

Bill number/Numéro de facture

6759499461

Summary of Charges (continued)
Sommaire des frais (suite)

demand in the billing period.

* **Puissance de facturation est la valeur la plus élevée des valeurs suivantes : l'appel de puissance maximal en kW, ou 90 % de l'appel de puissance maximal en kVA, pour la période de facturation.**

After Apr 26, 2023, a late payment charge may apply.

Après le 26 avr. 2023, des frais d'arrérages peuvent s'appliquer.



Énergie NB Power

Service delivered to/Service livré à
TANTRAMAR
101 CRESCENT ST, SACKVILLE

Summary of Charges/Sommaire des frais

Amount due last month/Montant dû du mois dernier	1,533.86
Your unpaid balance/Votre solde impayé	1,533.86

Current charges for Mar 03, 2023 - Apr 03, 2023 Frais courants du 03 mars 2023 au 03 avr. 2023

The usual breakdown of charges will appear on your next monthly bill.
La ventilation des charges figurera sur votre prochaine facture mensuelle comme d'habitude.

Service charge/Frais de service	24.39
Charges for electricity you used/Vos frais d'utilisation d'électricité	1,295.44
Variance account credit for electricity you used Crédit du compte d'écart pour l'électricité consommée	-1.25
* Billing demand charge/Frais de puissance	172.93
Dusk-to-dawn lighting charges/Frais - lumière sentinelle	
1-100W/LED Light only/Lumière uniquement	14.75
1-100W/LED Light with wood pole/Lumière avec poteau en bois	19.55
1-200W/LED Light with wood pole/Lumière avec poteau en bois	27.98
Water heater service/Service de chauffe-eau (1-270 Litre)	9.25
HST/TVH #11924 6924	234.46
Late payment charges/Frais d'arrérages	23.01

Amount due/Montant dû \$ 3,354.37

* Billing demand is the greater of the maximum kW demand or 90% of the maximum kVA

Continued on next page/Suite à la prochaine page

Your electricity bill

Votre facture d'électricité

**Your account number
Votre numéro de compte**
6663436 - 3

Bill date/Date de facturation
Apr 06, 2023/06 avr. 2023

Bill number/Numéro de facture
6759499461

Rate category/Catégorie de tarif
General Service I/Général I

Meter number/Numéro du compteur
933092

Your electricity use this period Électricité consommée pendant la période

Meter reading on Apr 03, 2023	19058
Previous reading/Relevé précédent	-18921

Difference/Différence	137
-----------------------	-----

Multiplier/Multiplicateur	x 80
---------------------------	------

Equals current use of
Soit une utilisation de 10960 kWh

Your electricity use at a glance Aperçu de votre utilisation d'électricité

Meter read date Date de relevé du compteur	Billing days Jours de facturation	Electricity Électricité (kWh)	Demand Puissance (kW)
Apr/avr. 03, 2023	32	10960	35.4
Mar/mars 02, 2023	23	9040	38.6

How to contact us/Pour nous joindre

For service and bill inquiries, click [here](#)
Questions sur le service ou la facture, cliquez [ici](#)

Click [here](#) to visit our web site

Cliquez [ici](#) pour consulter notre site Web



Énergie NB Power

TANTRAMAR
PO BOX 6191 STN MAIN
SACKVILLE NB E4L 1G6

Your account number/Votre numéro de compte
6663436 - 3

Your unpaid balance Votre solde impayé	1,533.86
---	----------

Current charges/Frais courants	1,820.51
--------------------------------	----------

Amount due/Montant dû \$ 3,354.37

After Apr 26, 2023 a late payment charge may apply./Après le 26 avr. 2023, des frais d'arrérages peuvent s'appliquer.

Amount of your payment
Montant de votre paiement



Your electricity bill
Votre facture d'électricité

Service delivered to/Service livré à
TANTRAMAR
101 CRESCENT ST, SACKVILLE

Account number/Numéro de compte
6663436 - 3

Billing period/Période de facturation
Mar/mars 03, 2023 - Apr/avr. 03, 2023

Bill date/Date de facturation
Apr 06, 2023/06 avr. 2023

Bill number/Numéro de facture
6759499461

Summary of Charges (continued)
Sommaire des frais (suite)

demand in the billing period.

*** Puissance de facturation est la valeur la plus élevée des valeurs suivantes : l'appel de puissance maximal en kW, ou 90 % de l'appel de puissance maximal en kVA, pour la période de facturation.**

After Apr 26, 2023, a late payment charge may apply.
Après le 26 avr. 2023, des frais d'arrérages peuvent s'appliquer.



Énergie NB Power

Initial electricity bill

Facture d'électricité
initiale

Service delivered to/Service livré à
TANTRAMAR
101 CRESCENT ST, SACKVILLE

Your account number
Votre numéro de compte
6663436 - 3

Summary of Charges/Sommaire des frais

Your opening balance/Votre solde d'ouverture 0.00

Current charges for Feb 08, 2023 - Mar 02, 2023
Frais courants du 08 févr. 2023 au 02 mars 2023

The usual breakdown of charges will appear on your next monthly bill.
La ventilation des charges figurera sur votre prochaine facture mensuelle comme d'habitude.

Service charge/Frais de service	18.61
Charges for electricity you used/Vos frais d'utilisation d'électricité	1,050.96
* Billing demand charge/Frais de puissance	159.28
Dusk-to-dawn lighting charges/Frais - lumière sentinelle	
1-100W/LED Light only/Lumière uniquement	11.25
1-100W/LED Light with wood pole/Lumière avec poteau en bois	14.90
1-200W/LED Light with wood pole/Lumière avec poteau en bois	21.34
Water heater service/Service de chauffe-eau (1-270 Litre)	7.02
Service call fee/Frais d'appel de service	50.43
HST/TVH #11924 6924	200.07

Amount due/Montant dû \$ 1,533.86

* Billing demand is the greater of the maximum kW demand or 90% of the maximum kVA demand in the billing period.
* Puissance de facturation est la valeur la plus élevée des valeurs suivantes : l'appel de puissance maximal en kW, ou 90 % de l'appel de puissance maximal en kVA, pour la période

Continued on next page/Suite à la prochaine page

Bill date/Date de facturation
Mar 07, 2023/07 mars 2023

Bill number/Numéro de facture
6509982139

Rate category/Catégorie de tarif
General Service I/Général I

Meter number/Numéro du compteur
933092

Your electricity use this period
Électricité consommée pendant la période

Meter reading on Mar 02, 2023 18921
Relevé du compteur au 02 mars 2023 18921
Previous reading/Relevé précédent -18808
Difference/Différence 113

Multiplier/Multiplicateur x 80

Equals current use of 9040 kWh
Soit une utilisation de

Your electricity use at a glance
Aperçu de votre utilisation d'électricité

Meter read date Date de relevé du compteur	Billing days Jours de facturation	Electricity Électricité (kWh)	Demand Puissance (kW)
Mar/mars 02, 2023	23	9040	38.6

How to contact us/Pour nous joindre
For service and bill inquiries
Questions sur le service ou la facture
1 800 663-6272

Visit our web site/Consultez notre site Web
www.nbpower.com/www.energienb.com



Payment return slip/Talon de paiement

000066634363 0000153386 0020230327 0000153386 000066634363 3

Please tear off this slip and return it with your payment.
Veuillez détacher et retourner ce talon avec votre paiement.

Your account number/Votre numéro de compte
6663436 - 3

Amount due/Montant dû \$ 1,533.86

After Mar 27, 2023 a late payment charge may apply./Après le 27 mars 2023, des frais d'arrérages peuvent s'appliquer.

TANTRAMAR
PO BOX 6191 STN MAIN
SACKVILLE NB E4L 1G6

Amount of your payment
Montant de votre paiement

Electronic certified copy of original /
Copie électronique certifiée, conforme à l'original

Summary of Charges (continued)
Sommaire des frais (suite)

de facturation.

After Mar 27, 2023, a late payment charge may apply.
Après le 27 mars 2023, des frais d'arrérages peuvent s'appliquer.

Service delivered to/Service livré à
TANRAMAR
101 CRESCENT ST, SACKVILLE

Account number/Numéro de compte
6663436 - 3

Billing period/Période de facturation
Feb/févr. 08, 2023 - Mar/mars 02, 2023

Bill date/Date de facturation
Mar 07, 2023/07 mars 2023

Bill number/Numéro de facture
6509982139

Public Works

Account Information

Customer Name: TOWN OF SACKVILLE
Service Address: 101 CRESCENT ST, SACKVILLE NB CA E4L 3V2
Account Number: 200002446645



What do I owe?

\$3,127.70

How much did I use?

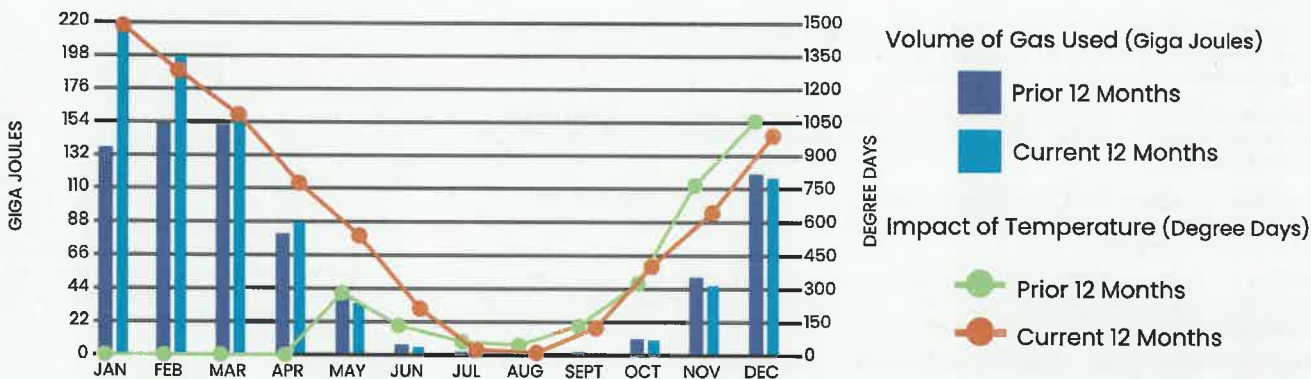
116.99

Giga Joules

When is it due?

Jan 23, 2023

Your Monthly Gas Use At a Glance



Important messages from Liberty

IF YOU SUSPECT A GAS LEAK: LEAVE the area immediately. DO NOT smoke, use a phone or cell phone, turn on/off any lights or appliances or operate any vehicle or equipment that could cause sparks. If you suspect a gas leak, don't wait! Leave the area and call our emergency number at 800-994-2762 or call 9-1-1.

energy and water for life

Pay online at LibertyEnergyandWater.com, or return this portion with your payment. Please include your account number on your check and make payable to Liberty Utilities.



LATE PAYMENT FEE:
Payments received after the due date are subject to a 1.50% fee per month late.

Account Number: 200002446645
Service Address: 101 CRESCENT ST
Bill Date: 30-DEC-2022
Due Date: 23-JAN-2023

\$3,127.70
 Amount Due

Amount Enclosed

Go green and sign up for paperless billing today! Online access gives you the ability to make payments, set up autopay and activate useful email or text notifications about your usage.



Understanding Your Bill

For additional information please visit www.LibertyEnergyandWater.com.

Your Monthly Gas Use At a Glance

Cubic Metres (m³) or Centa-cubic Feet (CCF): Unit used to measure the volume of gas you consumed, displayed on your meter.

Degree Day: A measure of coldness based on the extent to which the daily mean temperature falls below 65°F. For example, on a day when the average temperature is 35°F, there would be 30 degree days experienced.

Gigajoule (GJ): A metric energy measure. Cubic metres (or centa-cubic feet) are converted to Gigajoules (GJ) for your natural gas bill. One GJ of natural gas equals approximately 26 litres of fuel oil, 40 litres of propane or 278 kilowatt hours of electricity.

Charges

Commodity Charge: A \$/GJ charge for the natural gas supply that you use. You may have Liberty supply for your gas or you may have a signed contract with an independent licensed Natural Gas Marketer.

Customer Charge: A monthly charge for meter readings, pipeline maintenance, customer support and 24-hour emergency services. (Applicable to all rate classes, except CGS.)

Demand Charge: A \$/GJ charge applicable only to customers in the CGS and ICGS rate classes who enter into an agreement to consume a minimum amount of natural gas every day.

NB Tax on Carbon Emitting Products: New Brunswick carbon tax for natural gas and the amount of natural gas you used. For more information visit the Government of New Brunswick website at www.gnb.ca.

Provincial Investment in Distribution System: Credit equal to the amount of the NB tax on carbon emitting products.

Rate: This code represents the rate used to calculate your bill.

Rate Classes:

SGS Small General Service	CGS Contract General Service
MGS Mid-General Service	ICGS Industrial Contract General Service
LGS Large General Service	OPS Off-Peak Service

Read Type (Actual): If we are unable to read your meter we will estimate your consumption for the month.



Important Information

Customer Service: 800-994-2762

Website: www.LibertyEnergyandWater.com

Emergency: 800-994-2762 option 1

Social Media: @LibertyUtil_NB

Dig Safe: ClickBeforeYouDig.com



Other Information

General Correspondence

Please remember your 12-digit account number on any correspondence to us. Contact us if you have had a change in mailing address or name.

Mail to:

Liberty, 440, chemin Wilsey Road, Suite/pièce 101
Fredericton NB E3B 7G5 Canada

Contact the New Brunswick EUB

Liberty is regulated by the New Brunswick Energy and Utilities Board. For more information, call 866-766-2782 or visit www.nbeub.ca.

Your Consumption

Your meter will measure the volume of natural gas delivered to your property. Your current meter reading (or estimate), minus your previous meter reading equals your volume of gas consumed in cubic metres (or centacubic feet) for the current period.

Liberty will convert the volume consumed into energy consumed using a Gigajoule (GJ) Conversion Factor. This factor represents the average energy content contained in each cubic metre (or centra-cubic feet) of natural gas. The conversion factor used for each bill will be based on the average daily energy content of natural gas received during the billing period.

Estimations

If, for any period, a meter fails to register the quantity of gas supplied, then the quantity supplied during the period will be estimated based on the average daily volume registered by the new meter, or on the quantity of gas previously used during a corresponding period in the previous year.

Privacy

Liberty respects customer privacy. We are committed to maintaining high standards of confidentiality and protection of your personal information. If you have any questions regarding our use of your information, please refer to our privacy policy on our website.

Payment Options

Billing Programs



Pre-authorized Payment or At Your Financial Institution

- Pay your bill automatically
- Pay through your financial institution



Online

www.LibertyEnergyandWater.com



Phone

800-994-2762



Mail Payments

Liberty NB
440, chemin Wilsey Road, Suite/pièce 101
Fredericton NB E3B 7G5 Canada



In Person

Visit LibertyEnergyandWater.com for our office locations or authorized payment centers.

Budget Billing (BBP)/Levelized Budget Billing (LVL)

Allows you to spread out payments over the year, avoiding high and low fluctuations in your monthly bill. The statement will also show the difference between Budget/Levelized Budget Billing and Actual Charges to Date otherwise known as Settlement Amount.

Installment Plan

An extended payment plan where past-due bills may be paid in installments over a specific time period. The statement will also show the Remaining Installment Plan amount to be billed.

Account Activity for Your Natural Gas Service from 11/24/2022 - 12/22/2022

Rate: MGS - Mid General Service

Next Scheduled Meter Read Date: 01/26/2023

Point of Delivery ID: 0000000000010406683



Meter Number	Read Type	Service Days	Billing Period	Current	Previous	m ² Used	Pressure Factor	Gigajoule Conversion Factor	GJ
NB3884081	Actual	29	11/24/22 - 12/22/22	110750	107780	2970	1.01250	0.038903	116.99

What am I paying for?

Additional messages

Previous Balance as of 11/30/2022	\$ 1,316.03
Payment(s) Received as of 12/30/2022	\$ -1,316.03
Balance Forward	\$ 0.00

Your commodity contract with Liberty Utilities ends 03/31/2023. Commodity-related enquiries can be made at Liberty Utilities.

Current Charges

DELIVERY CHARGES	QUANTITY USED	COST PER GJ		
Customer Charge			\$	50.00
Delivery Charge	100.00 GJ	\$ 10.9712	\$	1,097.12
Delivery Charge	16.99 GJ	\$ 7.8815	\$	133.91
TOTAL DELIVERY CHARGES			\$	1,281.03
GAS CHARGES	QUANTITY USED	COST PER GJ		
Commodity Charge	27.02 GJ	\$ 12.6900	\$	342.88
Commodity Charge	89.97 GJ	\$ 12.1800	\$	1,095.83
TOTAL GAS CHARGES			\$	1,438.71
MISCELLANEOUS CHARGES AND CREDITS				
NB Tax On Carbon Emitting Products			\$	290.76
Provincial Investment In Distribution System			\$	-290.76
TOTAL MISC. CHARGES AND CREDITS			\$	0.00
TAX CHARGES				
HST (R89936 2016 RT0001)			\$	407.96
TOTAL TAX CHARGES			\$	407.96
TOTAL CURRENT CHARGES			\$	3,127.70

Total Amount Due

\$ 3,127.70

PAGE INTENTIONALLY LEFT BLANK

Account Information

Customer Name: TOWN OF SACKVILLE
Service Address: 101 CRESCENT ST, SACKVILLE NB CA E4L 3V2
Account Number: 200002446645



What do I owe?

\$4,280.76

How much did I use?

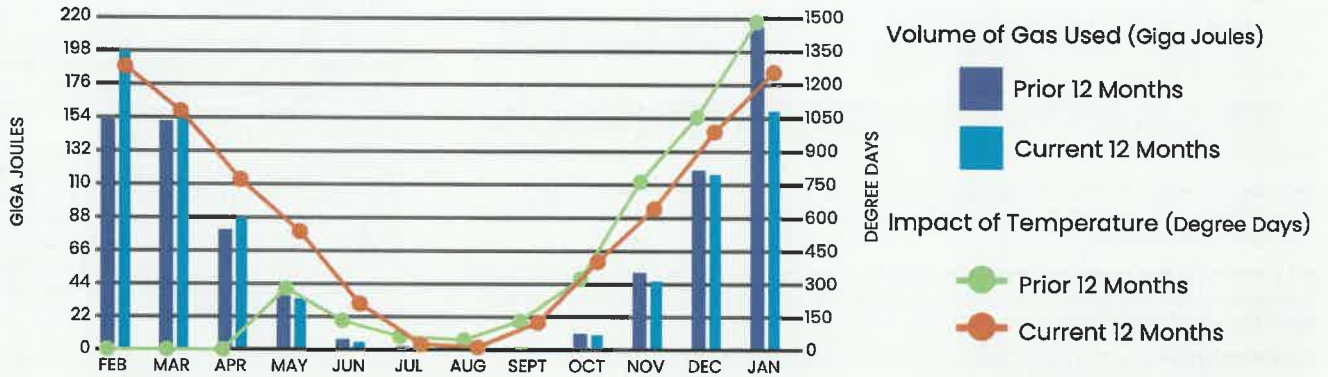
158.61

Giga Joules

When is it due?

Feb 21, 2023

Your Monthly Gas Use At a Glance



Important messages from Liberty

- IF YOU SUSPECT A GAS LEAK:** LEAVE the area immediately. DO NOT smoke, use a phone or cell phone, turn on/off any lights or appliances or operate any vehicle or equipment that could cause sparks. If you suspect a gas leak, don't wait! Leave the area and call our emergency number at 800-994-2762 or call 9-1-1.

energy and water for life

Pay online at LibertyEnergyandWater.com, or return this portion with your payment. Please include your account number on your check and make payable to Liberty Utilities.



LATE PAYMENT FEE:
Payments received after the due date
are subject to a 1.50% fee per month late.

Account Number: 200002446645
Service Address: 101 CRESCENT ST
Bill Date: 30-JAN-2023
Due Date: 21-FEB-2023

\$4,280.76

Amount Due

Amount Enclosed

Go green and sign up for paperless billing today! Online access gives you the ability to make payments, set up autopay and activate useful email or text notifications about your usage.



Understanding Your Bill

For additional information please visit www.LibertyEnergyandWater.com.

Your Monthly Gas Use At a Glance

Cubic Metres (m³) or Centa-cubic Feet (CCF): Unit used to measure the volume of gas you consumed, displayed on your meter.

Degree Day: A measure of coldness based on the extent to which the daily mean temperature falls below 65°F. For example, on a day when the average temperature is 35°F, there would be 30 degree days experienced.

Gigajoule (GJ): A metric energy measure. Cubic metres (or centa-cubic feet) are converted to Gigajoules (GJ) for your natural gas bill. One GJ of natural gas equals approximately 26 litres of fuel oil, 40 litres of propane or 278 kilowatt hours of electricity.

Charges

Commodity Charge: A \$/GJ charge for the natural gas supply that you use. You may have Liberty supply for your gas or you may have a signed contract with an independent licensed Natural Gas Marketer.

Customer Charge: A monthly charge for meter readings, pipeline maintenance, customer support and 24-hour emergency services. (Applicable to all rate classes, except CGS.)

Demand Charge: A \$/GJ charge applicable only to customers in the CGS and ICGS rate classes who enter into an agreement to consume a minimum amount of natural gas every day.

NB Tax on Carbon Emitting Products: New Brunswick carbon tax for natural gas and the amount of natural gas you used. For more information visit the Government of New Brunswick website at www.gnb.ca.

Provincial Investment in Distribution System: Credit equal to the amount of the NB tax on carbon emitting products.

Rate: This code represents the rate used to calculate your bill.

Rate Classes:

SGS Small General Service	CGS Contract General Service
MGS Mid-General Service	ICGS Industrial Contract General Service
LGS Large General Service	OPS Off-Peak Service

Read Type (Actual): If we are unable to read your meter we will estimate your consumption for the month.



Important Information

Customer Service: 800-994-2762

Website: www.LibertyEnergyandWater.com

Emergency: 800-994-2762 option 1

Social Media: @LibertyUtil_NB

Dig Safe: ClickBeforeYouDig.com



Other Information

General Correspondence

Please remember your 12-digit account number on any correspondence to us. Contact us if you have had a change in mailing address or name.

Mail to:

Liberty, 440, chemin Wilsey Road, Suite/pièce 101
Fredericton NB E3B 7G5 Canada

Contact the New Brunswick EUB

Liberty is regulated by the New Brunswick Energy and Utilities Board. For more information, call 866-766-2782 or visit www.nbeub.ca.

Your Consumption

Your meter will measure the volume of natural gas delivered to your property. Your current meter reading (or estimate), minus your previous meter reading equals your volume of gas consumed in cubic metres (or centacubic feet) for the current period.

Liberty will convert the volume consumed into energy consumed using a Gigajoule (GJ) Conversion Factor. This factor represents the average energy content contained in each cubic metre (or centra-cubic feet) of natural gas. The conversion factor used for each bill will be based on the average daily energy content of natural gas received during the billing period.

Estimations

If, for any period, a meter fails to register the quantity of gas supplied, then the quantity supplied during the period will be estimated based on the average daily volume registered by the new meter, or on the quantity of gas previously used during a corresponding period in the previous year.

Privacy

Liberty respects customer privacy. We are committed to maintaining high standards of confidentiality and protection of your personal information. If you have any questions regarding our use of your information, please refer to our privacy policy on our website.

Payment Options

Billing Programs



Pre-authorized Payment or At Your Financial Institution

- Pay your bill automatically
- Pay through your financial institution



Online

www.LibertyEnergyandWater.com



Phone

800-994-2762



Mail Payments

Liberty NB
440, chemin Wilsey Road, Suite/pièce 101
Fredericton NB E3B 7G5 Canada



In Person

Visit LibertyEnergyandWater.com for our office locations or authorized payment centers.

Budget Billing (BBP)/Levelized Budget Billing (LVL)

Allows you to spread out payments over the year, avoiding high and low fluctuations in your monthly bill. The statement will also show the difference between Budget/Levelized Budget Billing and Actual Charges to Date otherwise known as Settlement Amount.

Installment Plan

An extended payment plan where past-due bills may be paid in installments over a specific time period. The statement will also show the Remaining Installment Plan amount to be billed.

Account Activity for Your Natural Gas Service from 12/23/2022 - 01/24/2023

Rate: MGS - Mid General Service

Next Scheduled Meter Read Date: 02/24/2023

Point of Delivery ID: 0000000000010406683



Meter Number	Read Type	Service Days	Billing Period	Current	Previous	m ² Used	Pressure Factor	Gigajoule Conversion Factor	GJ
NB3884081	Actual	33	12/23/22 - 1/24/23	114770	110750	4020	1.01250	0.038969	158.61

What am I paying for?

Additional messages

Previous Balance as of 12/30/2022	\$ 3,127.70
Payment(s) Received as of 01/30/2023	\$ -3,127.70
Balance Forward	\$ 0.00

Current Charges

DELIVERY CHARGES	QUANTITY USED	COST PER GJ		
Customer Charge			\$	50.00
Delivery Charge	41.90 GJ	\$ 10.9712	\$	459.69
Delivery Charge	100.00 GJ	\$ 11.4320	\$	1,143.20
Delivery Charge	16.71 GJ	\$ 8.2372	\$	137.64
TOTAL DELIVERY CHARGES			\$	1,790.53

GAS CHARGES	QUANTITY USED	COST PER GJ		
Commodity Charge	158.61 GJ	\$ 12.1800	\$	1,931.87
TOTAL GAS CHARGES			\$	1,931.87

MISCELLANEOUS CHARGES AND CREDITS				
NB Tax On Carbon Emitting Products			\$	393.56
Provincial Investment In Distribution System			\$	-393.56
TOTAL MISC. CHARGES AND CREDITS			\$	0.00

TAX CHARGES				
HST (R89936 2016 RT0001)			\$	558.36
TOTAL TAX CHARGES			\$	558.36

TOTAL CURRENT CHARGES	\$ 4,280.76
------------------------------	--------------------

Total Amount Due

\$ 4,280.76

NOTICE: Adjustments to delivery rates and charges for all customer rate classes, approved by the New Brunswick Energy & Utilities Board, took effect 01/01/2023. For more information about rates and how the adjustment may impact your bill, please go to "Rates & Charges" at www.libertyenergyandwater.com.

Your commodity contract with Liberty Utilities ends 03/31/2023. Commodity-related enquiries can be made at Liberty Utilities.

PAGE INTENTIONALLY LEFT BLANK

Account Information

Customer Name: TOWN OF SACKVILLE
Service Address: 101 CRESCENT ST, SACKVILLE NB CA E4L 3V2
Account Number: 200002446645



What do I owe?

\$4,633.79

How much did I use?

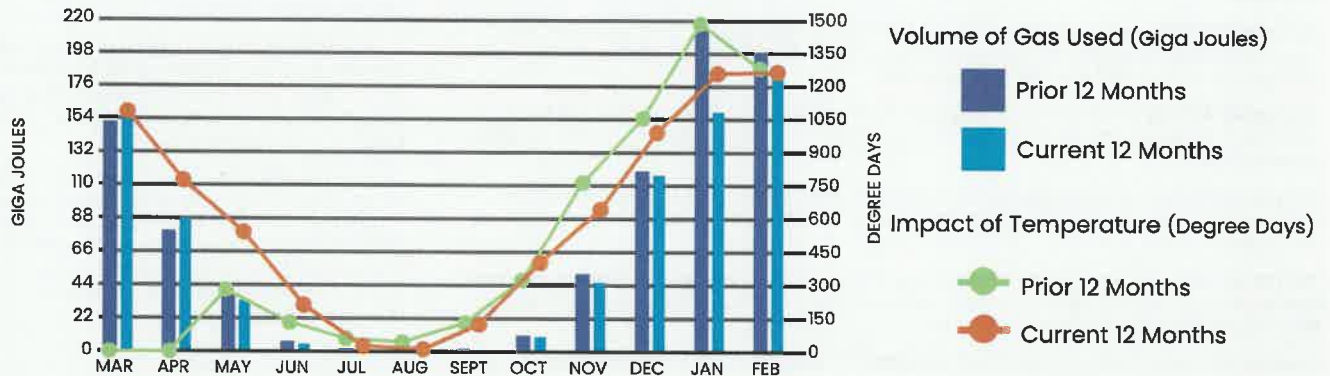
182.73

Giga Joules

When is it due?

Mar 23, 2023

Your Monthly Gas Use At a Glance



Important messages from Liberty

- IF YOU SUSPECT A GAS LEAK:** LEAVE the area immediately. DO NOT smoke, use a phone or cell phone, turn on/off any lights or appliances or operate any vehicle or equipment that could cause sparks. If you suspect a gas leak, don't wait! Leave the area and call our emergency number at 800-994-2762 or call 9-1-1.

Pay online at LibertyEnergyandWater.com, or return this portion with your payment. Please include your account number on your check and make payable to Liberty Utilities.



LATE PAYMENT FEE:
Payments received after the due date
are subject to a 1.50% fee per month late.

Account Number: 200002446645
Service Address: 101 CRESCENT ST
Bill Date: 01-MAR-2023
Due Date: 23-MAR-2023

\$4,633.79

Amount Due

Amount Enclosed

Go green and sign up for paperless billing today! Online access gives you the ability to make payments, set up autopay and activate useful email or text notifications about your usage.



Understanding Your Bill

For additional information please visit www.LibertyEnergyandWater.com.

Your Monthly Gas Use At a Glance

Cubic Metres (m³) or Centa-cubic Feet (CCF): Unit used to measure the volume of gas you consumed, displayed on your meter.

Degree Day: A measure of coldness based on the extent to which the daily mean temperature falls below 65°F. For example, on a day when the average temperature is 35°F, there would be 30 degree days experienced.

Gigajoule (GJ): A metric energy measure. Cubic metres (or centa-cubic feet) are converted to Gigajoules (GJ) for your natural gas bill. One GJ of natural gas equals approximately 26 litres of fuel oil, 40 litres of propane or 278 kilowatt hours of electricity.

Charges

Commodity Charge: A \$/GJ charge for the natural gas supply that you use. You may have Liberty supply for your gas or you may have a signed contract with an independent licensed Natural Gas Marketer.

Customer Charge: A monthly charge for meter readings, pipeline maintenance, customer support and 24-hour emergency services. (Applicable to all rate classes, except CGS.)

Demand Charge: A \$/GJ charge applicable only to customers in the CGS and ICGS rate classes who enter into an agreement to consume a minimum amount of natural gas every day.

NB Tax on Carbon Emitting Products: New Brunswick carbon tax for natural gas and the amount of natural gas you used. For more information visit the Government of New Brunswick website at www.gnb.ca.

Provincial Investment in Distribution System: Credit equal to the amount of the NB tax on carbon emitting products.

Rate: This code represents the rate used to calculate your bill.

Rate Classes:

SGS Small General Service	CGS Contract General Service
MGS Mid-General Service	ICGS Industrial Contract General Service
LGS Large General Service	OPS Off-Peak Service

Read Type (Actual): If we are unable to read your meter we will estimate your consumption for the month.



Important Information

Customer Service: 800-994-2762

Website: www.LibertyEnergyandWater.com

Emergency: 800-994-2762 option 1

Social Media: @LibertyUtil_NB

Dig Safe: ClickBeforeYouDig.com



Other Information

General Correspondence

Please remember your 12-digit account number on any correspondence to us. Contact us if you have had a change in mailing address or name.

Mail to:

Liberty, 440, chemin Wilsey Road, Suite/pièce 101
Fredericton NB E3B 7G5 Canada

Contact the New Brunswick EUB

Liberty is regulated by the New Brunswick Energy and Utilities Board. For more information, call 866-766-2782 or visit www.nbeub.ca.

Your Consumption

Your meter will measure the volume of natural gas delivered to your property. Your current meter reading (or estimate), minus your previous meter reading equals your volume of gas consumed in cubic metres (or centacubic feet) for the current period.

Liberty will convert the volume consumed into energy consumed using a Gigajoule (GJ) Conversion Factor. This factor represents the average energy content contained in each cubic metre (or centra-cubic feet) of natural gas. The conversion factor used for each bill will be based on the average daily energy content of natural gas received during the billing period.

Estimations

If, for any period, a meter fails to register the quantity of gas supplied, then the quantity supplied during the period will be estimated based on the average daily volume registered by the new meter, or on the quantity of gas previously used during a corresponding period in the previous year.

Privacy

Liberty respects customer privacy. We are committed to maintaining high standards of confidentiality and protection of your personal information. If you have any questions regarding our use of your information, please refer to our privacy policy on our website.

Payment Options

Billing Programs



Pre-authorized Payment or At Your Financial Institution

- Pay your bill automatically
- Pay through your financial institution



Online

www.LibertyEnergyandWater.com



Phone

800-994-2762



Mail Payments

Liberty NB
440, chemin Wilsey Road, Suite/pièce 101
Fredericton NB E3B 7G5 Canada



In Person

Visit LibertyEnergyandWater.com for our office locations or authorized payment centers.

Budget Billing (BBP)/Levelized Budget Billing (LVL)

Allows you to spread out payments over the year, avoiding high and low fluctuations in your monthly bill. The statement will also show the difference between Budget/Levelized Budget Billing and Actual Charges to Date otherwise known as Settlement Amount.

Installment Plan

An extended payment plan where past-due bills may be paid in installments over a specific time period. The statement will also show the Remaining Installment Plan amount to be billed.

Account Activity for Your Natural Gas Service from 01/25/2023 - 02/22/2023

Rate: MGS - Mid General Service

Next Scheduled Meter Read Date: 03/27/2023

Point of Delivery ID: 0000000000010406683



Meter Number	Read Type	Service Days	Billing Period	Current	Previous	m ³ Used	Pressure Factor	Gigajoule Conversion Factor	GJ
NB3884081	Actual	29	1/25/23 - 2/22/23	119390	114770	4620	1.01250	0.039064	182.73

What am I paying for?

Additional messages

Previous Balance as of 01/30/2023	\$ 4,280.76
Payment(s) Received as of 03/01/2023	\$ -4,280.76
Balance Forward	\$ 0.00

We want to hear from you! Visit libertyenergyandwater.com to learn how you can be part of Liberty Listens, our new customer feedback panel.

Current Charges

DELIVERY CHARGES	QUANTITY USED	COST PER GJ		
Customer Charge			\$	50.00
Delivery Charge	100.00 GJ	\$ 11.4320	\$	1,143.20
Delivery Charge	82.73 GJ	\$ 8.2372	\$	681.46
TOTAL DELIVERY CHARGES			\$	1,874.66
GAS CHARGES	QUANTITY USED	COST PER GJ		
Commodity Charge	43.43 GJ	\$ 12.1800	\$	528.98
Commodity Charge	139.30 GJ	\$ 11.2700	\$	1,569.91
TOTAL GAS CHARGES			\$	2,098.89
MISCELLANEOUS CHARGES AND CREDITS				
NB Tax On Carbon Emitting Products			\$	452.30
Provincial Investment In Distribution System			\$	-452.30
Late Fee			\$	64.21
TOTAL MISC. CHARGES AND CREDITS			\$	64.21
TAX CHARGES				
HST (R89936 2016 RT0001)			\$	596.03
TOTAL TAX CHARGES			\$	596.03
TOTAL CURRENT CHARGES			\$	4,633.79

Total Amount Due

\$ 4,633.79

PAGE INTENTIONALLY LEFT BLANK

Account Information

Customer Name: TOWN OF SACKVILLE
Service Address: 101 CRESCENT ST, SACKVILLE NB CA E4L 3V2
Account Number: 200002446645



What do I owe?

\$3,650.74

How much did I use?

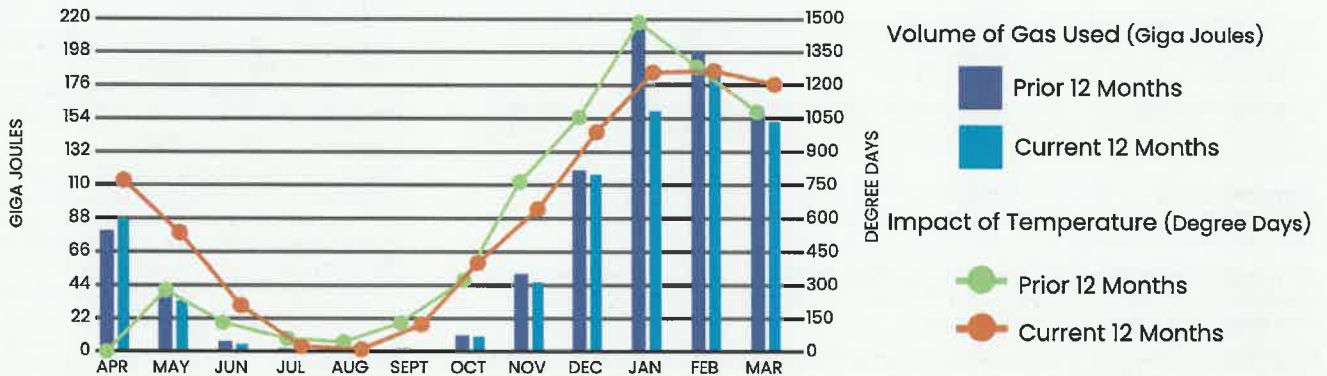
151.66

Giga Joules

When is it due?

Apr 24, 2023

Your Monthly Gas Use At a Glance



Important messages from Liberty

- IF YOU SUSPECT A GAS LEAK:** LEAVE the area immediately. DO NOT smoke, use a phone or cell phone, turn on/off any lights or appliances or operate any vehicle or equipment that could cause sparks. If you suspect a gas leak, don't wait! Leave the area and call our emergency number at 800-994-2762 or call 9-1-1.

Pay online at LibertyEnergyandWater.com, or return this portion with your payment. Please include your account number on your check and make payable to Liberty Utilities.



LATE PAYMENT FEE:
Payments received after the due date
are subject to a 1.50% fee per month late.

Account Number: 200002446645
Service Address: 101 CRESCENT ST
Bill Date: 31-MAR-2023
Due Date: 24-APR-2023

\$3,650.74

Amount Due

Amount Enclosed

Go green and sign up for paperless billing today! Online access gives you the ability to make payments, set up autopay and activate useful email or text notifications about your usage.



Understanding Your Bill

For additional information please visit www.LibertyEnergyandWater.com.

Your Monthly Gas Use At a Glance

Cubic Metres (m³) or Centa-cubic Feet (CCF): Unit used to measure the volume of gas you consumed, displayed on your meter.

Degree Day: A measure of coldness based on the extent to which the daily mean temperature falls below 65°F. For example, on a day when the average temperature is 35°F, there would be 30 degree days experienced.

Gigajoule (GJ): A metric energy measure. Cubic metres (or centa-cubic feet) are converted to Gigajoules (GJ) for your natural gas bill. One GJ of natural gas equals approximately 26 litres of fuel oil, 40 litres of propane or 278 kilowatt hours of electricity.

Charges

Commodity Charge: A \$/GJ charge for the natural gas supply that you use. You may have Liberty supply for your gas or you may have a signed contract with an independent licensed Natural Gas Marketer.

Customer Charge: A monthly charge for meter readings, pipeline maintenance, customer support and 24-hour emergency services. (Applicable to all rate classes, except CGS.)

Demand Charge: A \$/GJ charge applicable only to customers in the CGS and ICGS rate classes who enter into an agreement to consume a minimum amount of natural gas every day.

NB Tax on Carbon Emitting Products: New Brunswick carbon tax for natural gas and the amount of natural gas you used. For more information visit the Government of New Brunswick website at www.gnb.ca.

Provincial Investment in Distribution System: Credit equal to the amount of the NB tax on carbon emitting products.

Rate: This code represents the rate used to calculate your bill.

Rate Classes:

SGS Small General Service	CGS Contract General Service
MGS Mid-General Service	ICGS Industrial Contract General Service
LGS Large General Service	OPS Off-Peak Service

Read Type (Actual): If we are unable to read your meter we will estimate your consumption for the month.



Important Information

Customer Service: 800-994-2762

Website: www.LibertyEnergyandWater.com

Emergency: 800-994-2762 option 1

Social Media: @LibertyUtil_NB

Dig Safe: ClickBeforeYouDig.com



Other Information

General Correspondence

Please remember your 12-digit account number on any correspondence to us. Contact us if you have had a change in mailing address or name.

Mail to:

Liberty, 440, chemin Wilsey Road, Suite/pièce 101
Fredericton NB E3B 7G5 Canada

Contact the New Brunswick EUB

Liberty is regulated by the New Brunswick Energy and Utilities Board. For more information, call 866-766-2782 or visit www.nbeub.ca.

Your Consumption

Your meter will measure the volume of natural gas delivered to your property. Your current meter reading (or estimate), minus your previous meter reading equals your volume of gas consumed in cubic metres (or centacubic feet) for the current period.

Liberty will convert the volume consumed into energy consumed using a Gigajoule (GJ) Conversion Factor. This factor represents the average energy content contained in each cubic metre (or centra-cubic feet) of natural gas. The conversion factor used for each bill will be based on the average daily energy content of natural gas received during the billing period.

Estimations

If, for any period, a meter fails to register the quantity of gas supplied, then the quantity supplied during the period will be estimated based on the average daily volume registered by the new meter, or on the quantity of gas previously used during a corresponding period in the previous year.

Privacy

Liberty respects customer privacy. We are committed to maintaining high standards of confidentiality and protection of your personal information. If you have any questions regarding our use of your information, please refer to our privacy policy on our website.

Payment Options

Billing Programs



Pre-authorized Payment or At Your Financial Institution

- Pay your bill automatically
- Pay through your financial institution



Online

www.LibertyEnergyandWater.com



Phone

800-994-2762



Mail Payments

Liberty NB
440, chemin Wilsey Road, Suite/pièce 101
Fredericton NB E3B 7G5 Canada



In Person

Visit LibertyEnergyandWater.com for our office locations or authorized payment centers.

Budget Billing (BBP)/Levelized Budget Billing (LVL)

Allows you to spread out payments over the year, avoiding high and low fluctuations in your monthly bill. The statement will also show the difference between Budget/Levelized Budget Billing and Actual Charges to Date otherwise known as Settlement Amount.

Installment Plan

An extended payment plan where past-due bills may be paid in installments over a specific time period. The statement will also show the Remaining Installment Plan amount to be billed.

Account Activity for Your Natural Gas Service from 02/23/2023 - 03/24/2023

Rate: MGS - Mid General Service

Next Scheduled Meter Read Date: 04/28/2023

Point of Delivery ID: 0000000000010406683



Meter Number	Read Type	Service Days	Billing Period	Current	Previous	m ³ Used	Pressure Factor	Gigajoule Conversion Factor	GJ
NB3884081	Actual	30	2/23/23 - 3/24/23	123230	119390	3840	1.01250	0.039008	151.66

What am I paying for?

Additional messages

Previous Balance as of 03/01/2023	\$ 4,633.79
Payment(s) Received as of 03/31/2023	\$ -4,633.79
Balance Forward	\$ 0.00

We want to hear from you! Visit libertyenergyandwater.com to learn how you can be part of Liberty Listens, our new customer feedback panel.

Current Charges

DELIVERY CHARGES	QUANTITY USED	COST PER GJ		
Customer Charge			\$	50.00
Delivery Charge	100.00 GJ	\$ 11.4320	\$	1,143.20
Delivery Charge	51.66 GJ	\$ 8.2372	\$	425.53
TOTAL DELIVERY CHARGES			\$	1,618.73

GAS CHARGES	QUANTITY USED	COST PER GJ		
Commodity Charge	42.10 GJ	\$ 11.2700	\$	474.47
Commodity Charge	109.56 GJ	\$ 9.8700	\$	1,081.36
TOTAL GAS CHARGES			\$	1,555.83

MISCELLANEOUS CHARGES AND CREDITS		
NB Tax On Carbon Emitting Products	\$	375.94
Provincial Investment In Distribution System	\$	-375.94
TOTAL MISC. CHARGES AND CREDITS	\$	0.00

TAX CHARGES		
HST (R89936 2016 RT0001)	\$	476.18
TOTAL TAX CHARGES	\$	476.18

TOTAL CURRENT CHARGES	\$ 3,650.74
------------------------------	--------------------

Total Amount Due

\$ 3,650.74

PAGE INTENTIONALLY LEFT BLANK

Account Information

Customer Name: TOWN OF SACKVILLE
Service Address: 101 CRESCENT ST, SACKVILLE NB CA E4L 3V2
Account Number: 200002446645



What do I owe?

\$2,249.53

How much did I use?

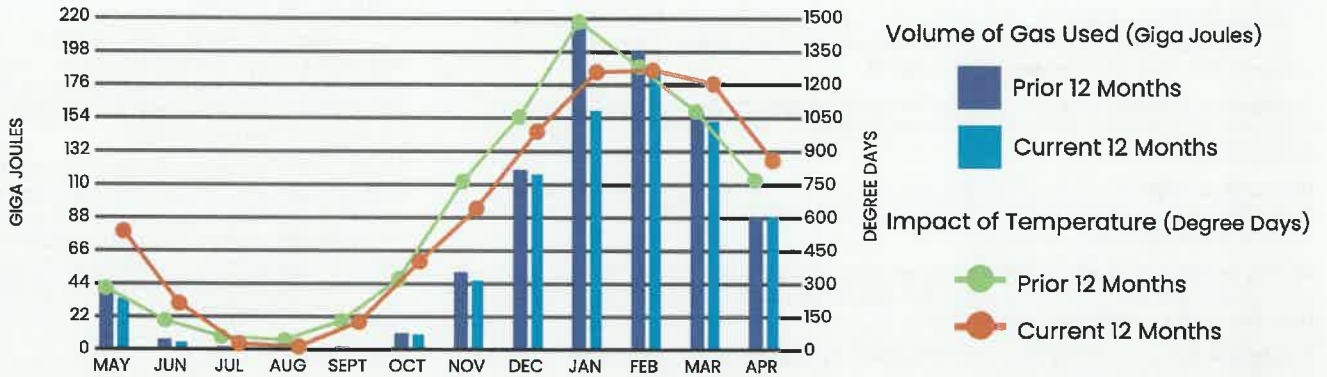
89.48

Giga Joules

When is it due?

May 23, 2023

Your Monthly Gas Use At a Glance



Important messages from Liberty

- IF YOU SUSPECT A GAS LEAK:** LEAVE the area immediately. DO NOT smoke, use a phone or cell phone, turn on/off any lights or appliances or operate any vehicle or equipment that could cause sparks. If you suspect a gas leak, don't wait! Leave the area and call our emergency number at 800-994-2762 or call 9-1-1.

Pay online at LibertyEnergyandWater.com, or return this portion with your payment. Please include your account number on your check and make payable to Liberty Utilities.



LATE PAYMENT FEE:
Payments received after the due date
are subject to a 1.50% fee per month late.

Account Number: 200002446645
Service Address: 101 CRESCENT ST
Bill Date: 01-MAY-2023
Due Date: 23-MAY-2023

\$2,249.53
Amount Due

Amount Enclosed

energy and water for life

Go green and sign up for paperless billing today! Online access gives you the ability to make payments, set up autopay and activate useful email or text notifications about your usage.



Understanding Your Bill

For additional information please visit www.LibertyEnergyandWater.com.

Your Monthly Gas Use At a Glance

Cubic Metres (m³) or Centa-cubic Feet (CCF): Unit used to measure the volume of gas you consumed, displayed on your meter.

Degree Day: A measure of coldness based on the extent to which the daily mean temperature falls below 65°F. For example, on a day when the average temperature is 35°F, there would be 30 degree days experienced.

Gigajoule (GJ): A metric energy measure. Cubic metres (or centa-cubic feet) are converted to Gigajoules (GJ) for your natural gas bill. One GJ of natural gas equals approximately 26 litres of fuel oil, 40 litres of propane or 278 kilowatt hours of electricity.

Charges

Commodity Charge: A \$/GJ charge for the natural gas supply that you use. You may have Liberty supply for your gas or you may have a signed contract with an independent licensed Natural Gas Marketer.

Customer Charge: A monthly charge for meter readings, pipeline maintenance, customer support and 24-hour emergency services. (Applicable to all rate classes, except CGS.)

Demand Charge: A \$/GJ charge applicable only to customers in the CGS and ICGS rate classes who enter into an agreement to consume a minimum amount of natural gas every day.

NB Tax on Carbon Emitting Products: New Brunswick carbon tax for natural gas and the amount of natural gas you used. For more information visit the Government of New Brunswick website at www.gnb.ca.

Provincial Investment in Distribution System: Credit equal to the amount of the NB tax on carbon emitting products.

Rate: This code represents the rate used to calculate your bill.

Rate Classes:

SGS Small General Service	CGS Contract General Service
MGS Mid-General Service	ICGS Industrial Contract General Service
LGS Large General Service	OPS Off-Peak Service

Read Type (Actual): If we are unable to read your meter we will estimate your consumption for the month.



Important Information

Customer Service: 800-994-2762

Website: www.LibertyEnergyandWater.com

Emergency: 800-994-2762 option 1

Social Media: @LibertyUtil_NB

Dig Safe: ClickBeforeYouDig.com



Other Information

General Correspondence

Please remember your 12-digit account number on any correspondence to us. Contact us if you have had a change in mailing address or name.

Mail to:

Liberty, 440, chemin Wilsey Road, Suite/piÃ@ce 101
Fredericton NB E3B 7G5 Canada

Contact the New Brunswick EUB

Liberty is regulated by the New Brunswick Energy and Utilities Board. For more information, call 866-766-2782 or visit www.nbeub.ca.

Your Consumption

Your meter will measure the volume of natural gas delivered to your property. Your current meter reading (or estimate), minus your previous meter reading equals your volume of gas consumed in cubic metres (or centacubic feet) for the current period.

Liberty will convert the volume consumed into energy consumed using a Gigajoule (GJ) Conversion Factor. This factor represents the average energy content contained in each cubic metre (or centra-cubic feet) of natural gas. The conversion factor used for each bill will be based on the average daily energy content of natural gas received during the billing period.

Estimations

If, for any period, a meter fails to register the quantity of gas supplied, then the quantity supplied during the period will be estimated based on the average daily volume registered by the new meter, or on the quantity of gas previously used during a corresponding period in the previous year.

Privacy

Liberty respects customer privacy. We are committed to maintaining high standards of confidentiality and protection of your personal information. If you have any questions regarding our use of your information, please refer to our privacy policy on our website.

Payment Options

Billing Programs



Pre-authorized Payment or At Your Financial Institution

- Pay your bill automatically
- Pay through your financial institution



Online

www.LibertyEnergyandWater.com



Phone

800-994-2762



Mail Payments

Liberty NB
440, chemin Wilsey Road, Suite/piÃ@ce 101
Fredericton NB E3B 7G5 Canada



In Person

Visit LibertyEnergyandWater.com for our office locations or authorized payment centers.

Budget Billing (BBP)/Levelized Budget Billing (LVL)

Allows you to spread out payments over the year, avoiding high and low fluctuations in your monthly bill. The statement will also show the difference between Budget/Levelized Budget Billing and Actual Charges to Date otherwise known as Settlement Amount.

Installment Plan

An extended payment plan where past-due bills may be paid in installments over a specific time period. The statement will also show the Remaining Installment Plan amount to be billed.

Account Activity for Your Natural Gas Service from 03/25/2023 - 04/25/2023

Rate: MGS - Mid General Service

Next Scheduled Meter Read Date: 05/26/2023

Point of Delivery ID: 0000000000010406683



Meter Number	Read Type	Service Days	Billing Period	Current	Previous	m ³ Used	Pressure Factor	Gigajoule Conversion Factor	GJ
NB3884081	Actual	32	3/25/23 - 4/25/23	125510	123230	2280	1.01250	0.038763	89.48

What am I paying for?

Additional messages

Previous Balance as of 03/31/2023	\$ 3,650.74
Payment(s) Received as of 05/01/2023	\$ -3,650.74
Balance Forward	\$ 0.00

Current Charges

DELIVERY CHARGES	QUANTITY USED	COST PER GJ	
Customer Charge			\$ 50.00
Delivery Charge	89.48 GJ	\$ 11.4320	\$ 1,022.94
TOTAL DELIVERY CHARGES			\$ 1,072.94

GAS CHARGES	QUANTITY USED	COST PER GJ	
Commodity Charge	89.48 GJ	\$ 9.8700	\$ 883.17
TOTAL GAS CHARGES			\$ 883.17

MISCELLANEOUS CHARGES AND CREDITS	
NB Tax On Carbon Emitting Products	\$ 223.21
Provincial Investment In Distribution System	\$ -223.21
TOTAL MISC. CHARGES AND CREDITS	\$ 0.00

TAX CHARGES	
HST (R89936 2016 RT0001)	\$ 293.42
TOTAL TAX CHARGES	\$ 293.42

TOTAL CURRENT CHARGES	\$ 2,249.53
------------------------------	--------------------

Total Amount Due

\$ 2,249.53

PAGE INTENTIONALLY LEFT BLANK

Account Information

Customer Name: TOWN OF SACKVILLE
Service Address: 101 CRESCENT ST, SACKVILLE NB CA E4L 3V2
Account Number: 200002446645



What do I owe?

\$973.03

How much did I use?

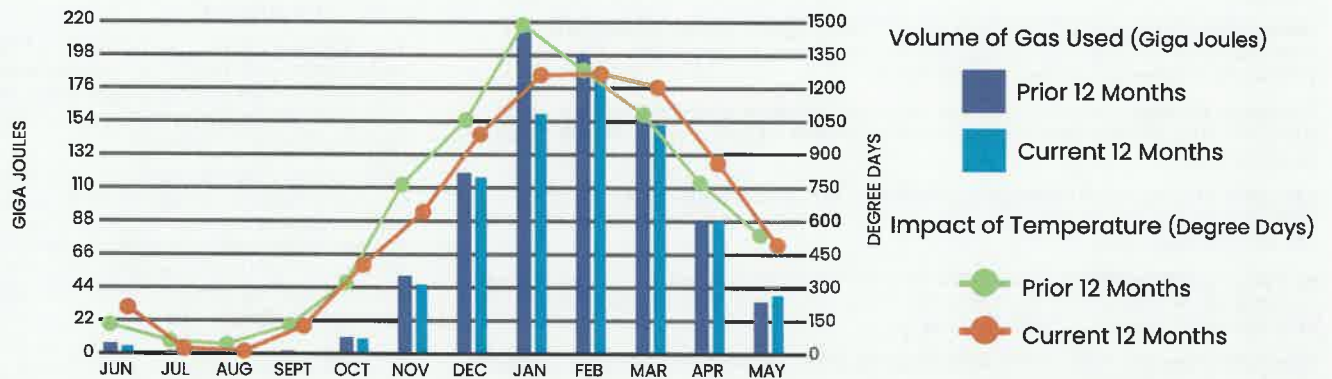
38.73

Giga Joules

When is it due?

Jun 21, 2023

Your Monthly Gas Use At a Glance



Important messages from Liberty

IF YOU SUSPECT A GAS LEAK: LEAVE the area immediately. DO NOT smoke, use a phone or cell phone, turn on/off any lights or appliances or operate any vehicle or equipment that could cause sparks. If you suspect a gas leak, don't wait! Leave the area and call our emergency number at 800-994-2762 or call 9-1-1.

Pay online at LibertyEnergyandWater.com, or return this portion with your payment. Please include your account number on your check and make payable to Liberty Utilities.



LATE PAYMENT FEE:
Payments received after the due date
are subject to a 1.50% fee per month late.

Account Number: 200002446645
Service Address: 101 CRESCENT ST
Bill Date: 30-MAY-2023
Due Date: 21-JUN-2023

\$973.03

Amount Due

Amount Enclosed

Go green and sign up for paperless billing today! Online access gives you the ability to make payments, set up autopay and activate useful email or text notifications about your usage.



Understanding Your Bill

For additional information please visit www.LibertyEnergyandWater.com.

Your Monthly Gas Use At a Glance

Cubic Metres (m³) or Centa-cubic Feet (CCF): Unit used to measure the volume of gas you consumed, displayed on your meter.

Degree Day: A measure of coldness based on the extent to which the daily mean temperature falls below 65°F. For example, on a day when the average temperature is 35°F, there would be 30 degree days experienced.

Gigajoule (GJ): A metric energy measure. Cubic metres (or centa-cubic feet) are converted to Gigajoules (GJ) for your natural gas bill. One GJ of natural gas equals approximately 26 litres of fuel oil, 40 litres of propane or 278 kilowatt hours of electricity.

Charges

Commodity Charge: A \$/GJ charge for the natural gas supply that you use. You may have Liberty supply for your gas or you may have a signed contract with an independent licensed Natural Gas Marketer.

Customer Charge: A monthly charge for meter readings, pipeline maintenance, customer support and 24-hour emergency services. (Applicable to all rate classes, except CGS.)

Demand Charge: A \$/GJ charge applicable only to customers in the CGS and ICGS rate classes who enter into an agreement to consume a minimum amount of natural gas every day.

NB Tax on Carbon Emitting Products: New Brunswick carbon tax for natural gas and the amount of natural gas you used. For more information visit the Government of New Brunswick website at www.gnb.ca.

Provincial Investment in Distribution System: Credit equal to the amount of the NB tax on carbon emitting products.

Rate: This code represents the rate used to calculate your bill.

Rate Classes:

SGS Small General Service	CGS Contract General Service
MGS Mid-General Service	ICGS Industrial Contract General Service
LGS Large General Service	OPS Off-Peak Service

Read Type (Actual): If we are unable to read your meter we will estimate your consumption for the month.



Important Information

Customer Service: 800-994-2762

Website: www.LibertyEnergyandWater.com

Emergency: 800-994-2762 option 1

Social Media: @LibertyUtil_NB

Dig Safe: ClickBeforeYouDig.com



Other Information

General Correspondence

Please remember your 12-digit account number on any correspondence to us. Contact us if you have had a change in mailing address or name.

Mail to:

Liberty, 440, chemin Wilsey Road, Suite/piÃ@ce 101
Fredericton NB E3B 7G5 Canada

Contact the New Brunswick EUB

Liberty is regulated by the New Brunswick Energy and Utilities Board. For more information, call 866-766-2782 or visit www.nbeub.ca.

Your Consumption

Your meter will measure the volume of natural gas delivered to your property. Your current meter reading (or estimate), minus your previous meter reading equals your volume of gas consumed in cubic metres (or centacubic feet) for the current period.

Liberty will convert the volume consumed into energy consumed using a Gigajoule (GJ) Conversion Factor. This factor represents the average energy content contained in each cubic metre (or centra-cubic feet) of natural gas. The conversion factor used for each bill will be based on the average daily energy content of natural gas received during the billing period.

Estimations

If, for any period, a meter fails to register the quantity of gas supplied, then the quantity supplied during the period will be estimated based on the average daily volume registered by the new meter, or on the quantity of gas previously used during a corresponding period in the previous year.

Privacy

Liberty respects customer privacy. We are committed to maintaining high standards of confidentiality and protection of your personal information. If you have any questions regarding our use of your information, please refer to our privacy policy on our website.

Payment Options

Billing Programs



Pre-authorized Payment or At Your Financial Institution

- Pay your bill automatically
- Pay through your financial institution



Online

www.LibertyEnergyandWater.com



Phone

800-994-2762



Mail Payments

Liberty NB
440, chemin Wilsey Road, Suite/piÃ@ce 101
Fredericton NB E3B 7G5 Canada



In Person

Visit LibertyEnergyandWater.com for our office locations or authorized payment centers.

Budget Billing (BBP)/Levelized Budget Billing (LVL)

Allows you to spread out payments over the year, avoiding high and low fluctuations in your monthly bill. The statement will also show the difference between Budget/Levelized Budget Billing and Actual Charges to Date otherwise known as Settlement Amount.

Installment Plan

An extended payment plan where past-due bills may be paid in installments over a specific time period. The statement will also show the Remaining Installment Plan amount to be billed.

Account Activity for Your Natural Gas Service from 04/26/2023 - 05/24/2023

Rate: MGS - Mid General Service

Next Scheduled Meter Read Date: 06/27/2023

Point of Delivery ID: 0000000000010406683



Meter Number	Read Type	Service Days	Billing Period	Current	Previous	m ³ Used	Pressure Factor	Gigajoule Conversion Factor	GJ
NB3884081	Actual	29	4/26/23 - 5/24/23	126500	125510	990	1.01250	0.038643	38.73

What am I paying for?

Additional messages

Previous Balance as of 05/01/2023	\$	2,249.53
Payment(s) Received as of 05/30/2023	\$	-2,249.53
Balance Forward	\$	0.00

Current Charges

DELIVERY CHARGES	QUANTITY USED	COST PER GJ		
Customer Charge			\$	50.00
Delivery Charge	38.73 GJ	\$ 11.4320	\$	442.76
TOTAL DELIVERY CHARGES			\$	492.76

GAS CHARGES	QUANTITY USED	COST PER GJ		
Commodity Charge	7.98 GJ	\$ 9.8700	\$	78.76
Commodity Charge	30.75 GJ	\$ 8.9300	\$	274.60
TOTAL GAS CHARGES			\$	353.36

MISCELLANEOUS CHARGES AND CREDITS		
NB Tax On Carbon Emitting Products	\$	96.92
Provincial Investment In Distribution System	\$	-96.92
TOTAL MISC. CHARGES AND CREDITS	\$	0.00

TAX CHARGES		
HST (R89936 2016 RT0001)	\$	126.91
TOTAL TAX CHARGES	\$	126.91

TOTAL CURRENT CHARGES	\$	973.03
------------------------------	-----------	---------------

Total Amount Due **\$ 973.03**

PAGE INTENTIONALLY LEFT BLANK

Account Information

Customer Name: TOWN OF SACKVILLE
Service Address: 101 CRESCENT ST, SACKVILLE NB CA E4L 3V2
Account Number: 200002446645



What do I owe?

\$1,235.87

How much did I use?

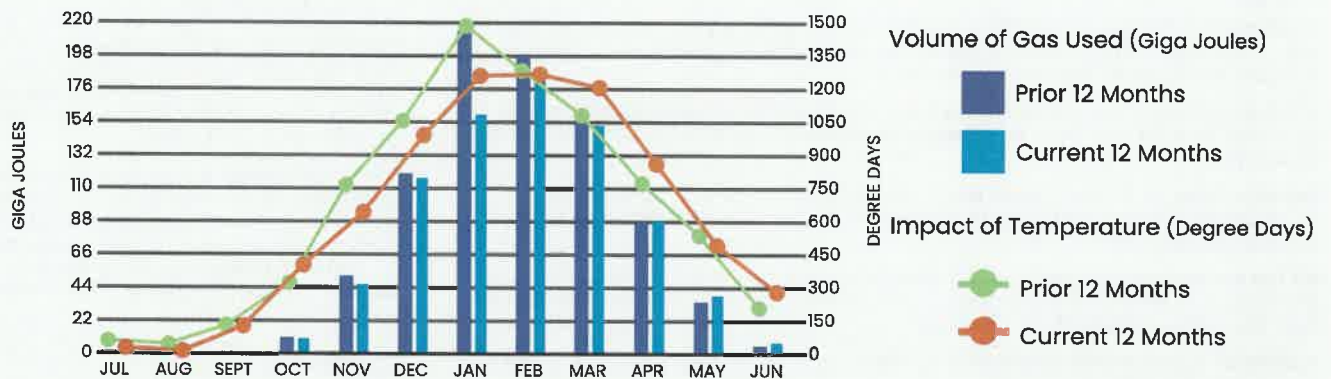
7.81

Giga Joules

When is it due?

Jul 24, 2023

Your Monthly Gas Use At a Glance



Important messages from Liberty

IF YOU SUSPECT A GAS LEAK: LEAVE the area immediately. DO NOT smoke, use a phone or cell phone, turn on/off any lights or appliances or operate any vehicle or equipment that could cause sparks. If you suspect a gas leak, don't wait! Leave the area and call our emergency number at 800-994-2762 or call 9-1-1.

Pay online at LibertyEnergyandWater.com, or return this portion with your payment. Please include your account number on your check and make payable to Liberty Utilities.



LATE PAYMENT FEE:
Payments received after the due date
are subject to a 1.50% fee per month late.

Account Number: 200002446645
Service Address: 101 CRESCENT ST
Bill Date: 30-JUN-2023
Due Date: 24-JUL-2023

\$1,235.87

Amount Due

Amount Enclosed

Go green and sign up for paperless billing today! Online access gives you the ability to make payments, set up autopay and activate useful email or text notifications about your usage.



Understanding Your Bill

For additional information please visit www.LibertyEnergyandWater.com.

Your Monthly Gas Use At a Glance

Cubic Metres (m³) or Centa-cubic Feet (CCF): Unit used to measure the volume of gas you consumed, displayed on your meter.

Degree Day: A measure of coldness based on the extent to which the daily mean temperature falls below 65°F. For example, on a day when the average temperature is 35°F, there would be 30 degree days experienced.

Gigajoule (GJ): A metric energy measure. Cubic metres (or centa-cubic feet) are converted to Gigajoules (GJ) for your natural gas bill. One GJ of natural gas equals approximately 26 litres of fuel oil, 40 litres of propane or 278 kilowatt hours of electricity.

Charges

Commodity Charge: A \$/GJ charge for the natural gas supply that you use. You may have Liberty supply for your gas or you may have a signed contract with an independent licensed Natural Gas Marketer.

Customer Charge: A monthly charge for meter readings, pipeline maintenance, customer support and 24-hour emergency services. (Applicable to all rate classes, except CGS.)

Demand Charge: A \$/GJ charge applicable only to customers in the CGS and ICGS rate classes who enter into an agreement to consume a minimum amount of natural gas every day.

NB Tax on Carbon Emitting Products: New Brunswick carbon tax for natural gas and the amount of natural gas you used. For more information visit the Government of New Brunswick website at www.gnb.ca.

Provincial Investment in Distribution System: Credit equal to the amount of the NB tax on carbon emitting products.

Rate: This code represents the rate used to calculate your bill.

Rate Classes:

SGS Small General Service	CGS Contract General Service
MGS Mid-General Service	ICGS Industrial Contract General Service
LGS Large General Service	OPS Off-Peak Service

Read Type (Actual): If we are unable to read your meter we will estimate your consumption for the month.



Important Information

Customer Service: 800-994-2762

Website: www.LibertyEnergyandWater.com

Emergency: 800-994-2762 option 1

Social Media: @LibertyUtil_NB

Dig Safe: ClickBeforeYouDig.com



Other Information

General Correspondence

Please remember your 12-digit account number on any correspondence to us. Contact us if you have had a change in mailing address or name.

Mail to:

Liberty, 440, chemin Wilsey Road, Suite/piÃ@ce 101
Fredericton NB E3B 7G5 Canada

Contact the New Brunswick EUB

Liberty is regulated by the New Brunswick Energy and Utilities Board. For more information, call 866-766-2782 or visit www.nbeub.ca.

Your Consumption

Your meter will measure the volume of natural gas delivered to your property. Your current meter reading (or estimate), minus your previous meter reading equals your volume of gas consumed in cubic metres (or centacubic feet) for the current period.

Liberty will convert the volume consumed into energy consumed using a Gigajoule (GJ) Conversion Factor. This factor represents the average energy content contained in each cubic metre (or centra-cubic feet) of natural gas. The conversion factor used for each bill will be based on the average daily energy content of natural gas received during the billing period.

Estimations

If, for any period, a meter fails to register the quantity of gas supplied, then the quantity supplied during the period will be estimated based on the average daily volume registered by the new meter, or on the quantity of gas previously used during a corresponding period in the previous year.

Privacy

Liberty respects customer privacy. We are committed to maintaining high standards of confidentiality and protection of your personal information. If you have any questions regarding our use of your information, please refer to our privacy policy on our website.

Payment Options

Billing Programs



Pre-authorized Payment or At Your Financial Institution

- Pay your bill automatically
- Pay through your financial institution



Online

www.LibertyEnergyandWater.com



Phone

800-994-2762



Mail Payments

Liberty NB
440, chemin Wilsey Road, Suite/piÃ@ce 101
Fredericton NB E3B 7G5 Canada



In Person

Visit LibertyEnergyandWater.com for our office locations or authorized payment centers.

Budget Billing (BBP)/Levelized Budget Billing (LVL)

Allows you to spread out payments over the year, avoiding high and low fluctuations in your monthly bill. The statement will also show the difference between Budget/Levelized Budget Billing and Actual Charges to Date otherwise known as Settlement Amount.

Installment Plan

An extended payment plan where past-due bills may be paid in installments over a specific time period. The statement will also show the Remaining Installment Plan amount to be billed.

Account Activity for Your Natural Gas Service from 05/25/2023 - 06/22/2023

Rate: MGS - Mid General Service

Next Scheduled Meter Read Date: 07/28/2023

Point of Delivery ID: 0000000000010406683



Meter Number	Read Type	Service Days	Billing Period	Current	Previous	m ³ Used	Pressure Factor	Gigajoule Conversion Factor	GJ
NB3884081	Actual	29	5/25/23 - 6/22/23	126700	126500	200	1.01250	0.038582	7.81

What am I paying for?

Additional messages

Previous Balance as of 05/30/2023	\$	973.03
Payment(s) Received as of 06/30/2023	\$	0.00
Balance Forward	\$	973.03

We want to hear from you! Visit libertyenergyandwater.com to learn how you can be part of Liberty Listens, our new customer feedback panel.

Current Charges

DELIVERY CHARGES	QUANTITY USED	COST PER GJ		
Customer Charge			\$	50.00
Delivery Charge	7.81 GJ	\$ 11.4320	\$	89.28
TOTAL DELIVERY CHARGES			\$	139.28

GAS CHARGES	QUANTITY USED	COST PER GJ		
Commodity Charge	0.04 GJ	\$ 8.9300	\$	0.36
Commodity Charge	7.77 GJ	\$ 9.8100	\$	76.22
TOTAL GAS CHARGES			\$	76.58

MISCELLANEOUS CHARGES AND CREDITS		
NB Tax On Carbon Emitting Products	\$	19.58
Provincial Investment In Distribution System	\$	-19.58
Late Fee	\$	14.60
TOTAL MISC. CHARGES AND CREDITS	\$	14.60

TAX CHARGES		
HST (R89936 2016 RT0001)	\$	32.38
TOTAL TAX CHARGES	\$	32.38

TOTAL CURRENT CHARGES	\$	262.84
------------------------------	-----------	---------------

Total Amount Due

\$ 1,235.87

PAGE INTENTIONALLY LEFT BLANK

Account Information

Customer Name: TOWN OF SACKVILLE
Service Address: 101 CRESCENT ST, SACKVILLE NB CA E4L 3V2
Account Number: 200002446645



What do I owe?

\$-900.92

Credit Balance Do Not Pay

How much did I use?

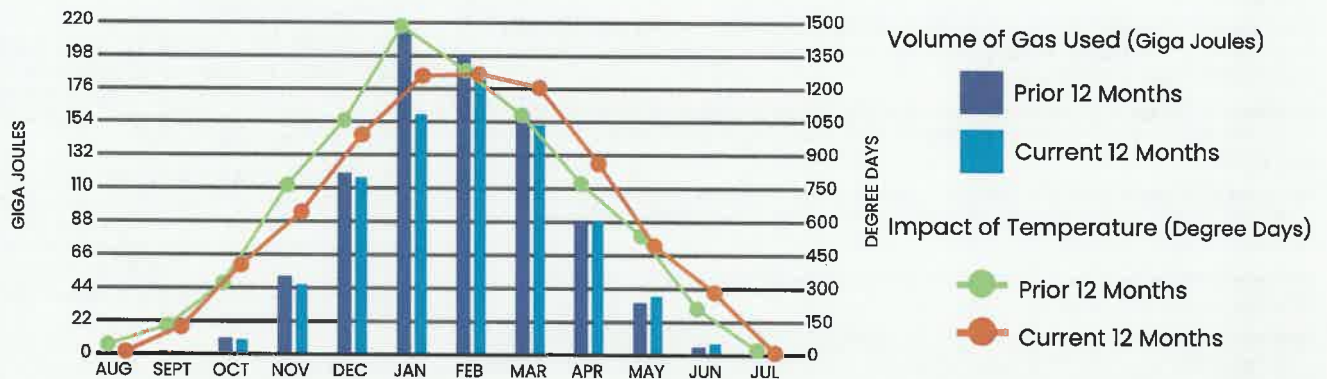
0.39

Giga Joules

When is it due?

Aug 31, 2023

Your Monthly Gas Use At a Glance



Important messages from Liberty

IF YOU SUSPECT A GAS LEAK: LEAVE the area immediately. DO NOT smoke, use a phone or cell phone, turn on/off any lights or appliances or operate any vehicle or equipment that could cause sparks. If you suspect a gas leak, don't wait! Leave the area and call our emergency number at 800-994-2762 or call 9-1-1.

Pay online at LibertyEnergyandWater.com, or return this portion with your payment. Please include your account number on your check and make payable to Liberty Utilities.



LATE PAYMENT FEE:
Payments received after the due date
are subject to a 1.50% fee per month late.

Account Number: 200002446645
Service Address: 101 CRESCENT ST
Bill Date: 31-AUG-2023
Due Date: 31-AUG-2023

\$-900.92*

Amount Due

*Credit Balance Do Not Pay

Amount Enclosed

Go green and sign up for paperless billing today! Online access gives you the ability to make payments, set up autopay and activate useful email or text notifications about your usage.



Understanding Your Bill

For additional information please visit www.LibertyEnergyandWater.com.

Your Monthly Gas Use At a Glance

Cubic Metres (m³) or Centa-cubic Feet (CCF): Unit used to measure the volume of gas you consumed, displayed on your meter.

Degree Day: A measure of coldness based on the extent to which the daily mean temperature falls below 65°F. For example, on a day when the average temperature is 35°F, there would be 30 degree days experienced.

Gigajoule (GJ): A metric energy measure. Cubic metres (or centa-cubic feet) are converted to Gigajoules (GJ) for your natural gas bill. One GJ of natural gas equals approximately 26 litres of fuel oil, 40 litres of propane or 278 kilowatt hours of electricity.

Charges

Commodity Charge: A \$/GJ charge for the natural gas supply that you use. You may have Liberty supply for your gas or you may have a signed contract with an independent licensed Natural Gas Marketer.

Customer Charge: A monthly charge for meter readings, pipeline maintenance, customer support and 24-hour emergency services. (Applicable to all rate classes, except CGS.)

Demand Charge: A \$/GJ charge applicable only to customers in the CGS and ICGS rate classes who enter into an agreement to consume a minimum amount of natural gas every day.

Delivery Charge: A \$/GJ charge for the distribution of natural gas through our pipeline to your property.

Federal Carbon Charge: Government of Canada carbon charge for natural gas and the amount of natural gas you used. For more information visit the Government of Canada website at www.canada.ca

Rate: This code represents the rate used to calculate your bill.

Rate Classes:

SGS Small General Service	CGS Contract General Service
MGS Mid-General Service	ICGS Industrial Contract General Service
LGS Large General Service	OPS Off-Peak Service

Read Type (Actual): If we are unable to read your meter we will estimate your consumption for the month.



Important Information

Customer Service: 800-994-2762

Website: www.LibertyEnergyandWater.com

Emergency: 800-994-2762 option 1

Social Media: @LibertyUtil_NB

Dig Safe: ClickBeforeYouDig.com



Other Information

General Correspondence

Please remember your 12-digit account number on any correspondence to us. Contact us if you have had a change in mailing address or name.

Mail to:

Liberty, 440, chemin Wilsey Road, Suite/pièce 101
Fredericton NB E3B 7G5 Canada

Contact the New Brunswick EUB

Liberty is regulated by the New Brunswick Energy and Utilities Board. For more information, call 866-766-2782 or visit www.nbeub.ca.

Your Consumption

Your meter will measure the volume of natural gas delivered to your property. Your current meter reading (or estimate), minus your previous meter reading equals your volume of gas consumed in cubic metres (or centacubic feet) for the current period.

Liberty will convert the volume consumed into energy consumed using a Gigajoule (GJ) Conversion Factor. This factor represents the average energy content contained in each cubic metre (or centra-cubic feet) of natural gas. The conversion factor used for each bill will be based on the average daily energy content of natural gas received during the billing period.

Estimations

If, for any period, a meter fails to register the quantity of gas supplied, then the quantity supplied during the period will be estimated based on the average daily volume registered by the new meter, or on the quantity of gas previously used during a corresponding period in the previous year.

Privacy

Liberty respects customer privacy. We are committed to maintaining high standards of confidentiality and protection of your personal information. If you have any questions regarding our use of your information, please refer to our privacy policy on our website.

Payment Options

Billing Programs



Pre-authorized Payment or At Your Financial Institution

- Pay your bill automatically
- Pay through your financial institution



Online

www.LibertyEnergyandWater.com



Phone

800-994-2762



Mail Payments

Liberty NB
440, chemin Wilsey Road, Suite/pièce 101
Fredericton NB E3B 7G5 Canada



In Person

Visit LibertyEnergyandWater.com for our office locations or authorized payment centers.

Budget Billing (BBP)/Levelized Budget Billing (LVL)

Allows you to spread out payments over the year, avoiding high and low fluctuations in your monthly bill. The statement will also show the difference between Budget/Levelized Budget Billing and Actual Charges to Date otherwise known as Settlement Amount.

Installment Plan

An extended payment plan where past-due bills may be paid in installments over a specific time period. The statement will also show the Remaining Installment Plan amount to be billed.

Account Activity for Your Natural Gas Service from 06/23/2023 - 07/28/2023

Rate: MGS - Mid General Service

Next Scheduled Meter Read Date: 08/28/2023

Point of Delivery ID: 0000000000010406683



Meter Number	Read Type	Service Days	Billing Period	Current	Previous	m ³ Used	Pressure Factor	Gigajoule Conversion Factor	GJ
NB3884081	Actual	36	6/23/23 - 7/28/23	126710	126700	10	1.01250	0.038766	0.39

What am I paying for?

Additional messages

Previous Balance as of 06/30/2023	\$	1,235.87
Payment(s) Received as of 08/31/2023	\$	-2,208.90
Balance Forward	\$	-973.03

Current Charges

DELIVERY CHARGES	QUANTITY USED	COST PER GJ		
Customer Charge			\$	50.00
Delivery Charge	0.39 GJ	\$ 11.4320	\$	4.46
TOTAL DELIVERY CHARGES			\$	54.46

GAS CHARGES	QUANTITY USED	COST PER GJ		
Commodity Charge	0.39 GJ	\$ 9.8100	\$	3.83
TOTAL GAS CHARGES			\$	3.83

MISCELLANEOUS CHARGES AND CREDITS		
Federal Carbon Charge	\$	1.19
Provincial Investment In Distribution System	\$	-0.20
Late Fee	\$	3.94
TOTAL MISC. CHARGES AND CREDITS	\$	4.93

TAX CHARGES		
HST (R89936 2016 RT0001)	\$	8.89
TOTAL TAX CHARGES	\$	8.89

TOTAL CURRENT CHARGES	\$	72.11
------------------------------	----	--------------

Total Amount Due

\$ -900.92

PAGE INTENTIONALLY LEFT BLANK

Account Information

Customer Name: TOWN OF SACKVILLE
Service Address: 101 CRESCENT ST, SACKVILLE NB CA E4L 3V2
Account Number: 200002446645



What do I owe?

\$-853.00

Credit Balance Do Not Pay

How much did I use?

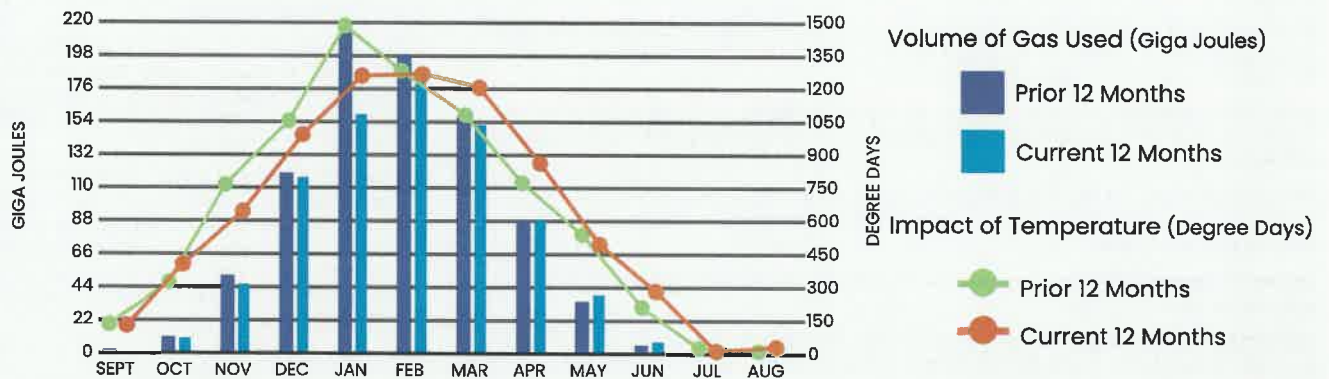
0.00

Giga Joules

When is it due?

Aug 31, 2023

Your Monthly Gas Use At a Glance



Important messages from Liberty

- IF YOU SUSPECT A GAS LEAK:** LEAVE the area immediately. DO NOT smoke, use a phone or cell phone, turn on/off any lights or appliances or operate any vehicle or equipment that could cause sparks. If you suspect a gas leak, don't wait! Leave the area and call our emergency number at 800-994-2762 or call 9-1-1.

Pay online at LibertyEnergyandWater.com, or return this portion with your payment. Please include your account number on your check and make payable to Liberty Utilities.



LATE PAYMENT FEE:
Payments received after the due date
are subject to a 1.50% fee per month late.

Account Number: 200002446645
Service Address: 101 CRESCENT ST
Bill Date: 31-AUG-2023
Due Date: 31-AUG-2023

\$-853.00*

Amount Due

*Credit Balance Do Not Pay

Amount Enclosed

Go green and sign up for paperless billing today! Online access gives you the ability to make payments, set up autopay and activate useful email or text notifications about your usage.



Understanding Your Bill

For additional information please visit www.LibertyEnergyandWater.com.

Your Monthly Gas Use At a Glance

Cubic Metres (m³) or Centa-cubic Feet (CCF): Unit used to measure the volume of gas you consumed, displayed on your meter.

Degree Day: A measure of coldness based on the extent to which the daily mean temperature falls below 65°F. For example, on a day when the average temperature is 35°F, there would be 30 degree days experienced.

Gigajoule (GJ): A metric energy measure. Cubic metres (or centa-cubic feet) are converted to Gigajoules (GJ) for your natural gas bill. One GJ of natural gas equals approximately 26 litres of fuel oil, 40 litres of propane or 278 kilowatt hours of electricity.

Charges

Commodity Charge: A \$/GJ charge for the natural gas supply that you use. You may have Liberty supply for your gas or you may have a signed contract with an independent licensed Natural Gas Marketer.

Customer Charge: A monthly charge for meter readings, pipeline maintenance, customer support and 24-hour emergency services. (Applicable to all rate classes, except CGS.)

Demand Charge: A \$/GJ charge applicable only to customers in the CGS and ICGS rate classes who enter into an agreement to consume a minimum amount of natural gas every day.

Delivery Charge: A \$/GJ charge for the distribution of natural gas through our pipeline to your property.

Federal Carbon Charge: Government of Canada carbon charge for natural gas and the amount of natural gas you used. For more information visit the Government of Canada website at www.canada.ca

Rate: This code represents the rate used to calculate your bill.

Rate Classes:

SGS Small General Service	CGS Contract General Service
MGS Mid-General Service	ICGS Industrial Contract General Service
LGS Large General Service	OPS Off-Peak Service

Read Type (Actual): If we are unable to read your meter we will estimate your consumption for the month.



Important Information

Customer Service: 800-994-2762

Website: www.LibertyEnergyandWater.com

Emergency: 800-994-2762 option 1

Social Media: @LibertyUtil_NB

Dig Safe: ClickBeforeYouDig.com



Other Information

General Correspondence

Please remember your 12-digit account number on any correspondence to us. Contact us if you have had a change in mailing address or name.

Mail to:

Liberty, 440, chemin Wilsey Road, Suite/pièce 101
Fredericton NB E3B 7G5 Canada

Contact the New Brunswick EUB

Liberty is regulated by the New Brunswick Energy and Utilities Board. For more information, call 866-766-2782 or visit www.nbeub.ca.

Your Consumption

Your meter will measure the volume of natural gas delivered to your property. Your current meter reading (or estimate), minus your previous meter reading equals your volume of gas consumed in cubic metres (or centacubic feet) for the current period.

Liberty will convert the volume consumed into energy consumed using a Gigajoule (GJ) Conversion Factor. This factor represents the average energy content contained in each cubic metre (or centra-cubic feet) of natural gas. The conversion factor used for each bill will be based on the average daily energy content of natural gas received during the billing period.

Estimations

If, for any period, a meter fails to register the quantity of gas supplied, then the quantity supplied during the period will be estimated based on the average daily volume registered by the new meter, or on the quantity of gas previously used during a corresponding period in the previous year.

Privacy

Liberty respects customer privacy. We are committed to maintaining high standards of confidentiality and protection of your personal information. If you have any questions regarding our use of your information, please refer to our privacy policy on our website.

Payment Options

Billing Programs



Pre-authorized Payment or At Your Financial Institution

- Pay your bill automatically
- Pay through your financial institution



Online

www.LibertyEnergyandWater.com



Phone

800-994-2762



Mail Payments

Liberty NB
440, chemin Wilsey Road, Suite/pièce 101
Fredericton NB E3B 7G5 Canada



In Person

Visit LibertyEnergyandWater.com for our office locations or authorized payment centers.

Budget Billing (BBP)/Levelized Budget Billing (LVL)

Allows you to spread out payments over the year, avoiding high and low fluctuations in your monthly bill. The statement will also show the difference between Budget/Levelized Budget Billing and Actual Charges to Date otherwise known as Settlement Amount.

Installment Plan

An extended payment plan where past-due bills may be paid in installments over a specific time period. The statement will also show the Remaining Installment Plan amount to be billed.

Account Activity for Your Natural Gas Service from 07/29/2023 - 08/22/2023

Rate: MGS - Mid General Service

Next Scheduled Meter Read Date: 09/28/2023

Point of Delivery ID: 0000000000010406683



Meter Number	Read Type	Service Days	Billing Period	Current	Previous	m ³ Used	Pressure Factor	Gigajoule Conversion Factor	GJ
NB3884081	Actual	25	7/29/23 - 8/22/23	126710	126710	0	1.01250	0.038883	0.00

What am I paying for?

Additional messages

Previous Balance as of 08/31/2023	\$	-900.92
Payment(s) Received as of 08/31/2023	\$	0.00
Balance Forward	\$	-900.92

Current Charges

DELIVERY CHARGES

Customer Charge	\$	41.67
TOTAL DELIVERY CHARGES	\$	41.67

TAX CHARGES

HST (R89936 2016 RT0001)	\$	6.25
TOTAL TAX CHARGES	\$	6.25

TOTAL CURRENT CHARGES	\$	47.92
------------------------------	----	--------------

Total Amount Due

\$ -853.00

PAGE INTENTIONALLY LEFT BLANK

Account Information

Customer Name: TOWN OF SACKVILLE
Service Address: 101 CRESCENT ST, SACKVILLE NB CA E4L 3V2
Account Number: 200002446645



What do I owe?

-\$1,161.52

Credit Balance Do Not Pay

How much did I use?

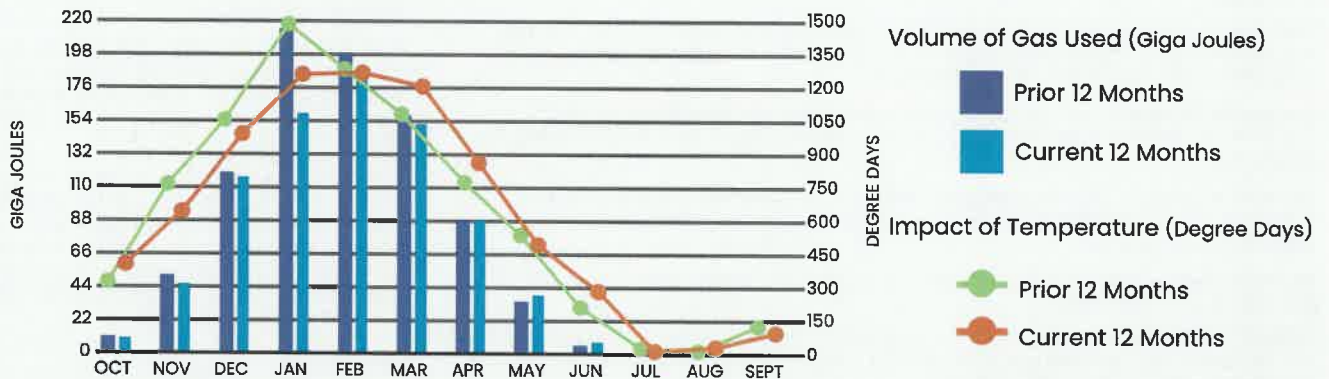
0.39

Giga Joules

When is it due?

Sep 29, 2023

Your Monthly Gas Use At a Glance



Important messages from Liberty

- IF YOU SUSPECT A GAS LEAK:** LEAVE the area immediately. DO NOT smoke, use a phone or cell phone, turn on/off any lights or appliances or operate any vehicle or equipment that could cause sparks. If you suspect a gas leak, don't wait! Leave the area and call our emergency number at 800-994-2762 or call 9-1-1.

Pay online at LibertyEnergyandWater.com, or return this portion with your payment. Please include your account number on your check and make payable to Liberty Utilities.



LATE PAYMENT FEE:
Payments received after the due date
are subject to a 1.50% fee per month late.

Account Number: 200002446645
Service Address: 101 CRESCENT ST
Bill Date: 29-SEPT-2023
Due Date: 29-SEPT-2023

-\$1,161.52*

Amount Due

*Credit Balance Do Not Pay

Amount Enclosed

Go green and sign up for paperless billing today! Online access gives you the ability to make payments, set up autopay and activate useful email or text notifications about your usage.



Understanding Your Bill

For additional information please visit www.LibertyEnergyandWater.com.

Your Monthly Gas Use At a Glance

Cubic Metres (m³) or Centa-cubic Feet (CCF): Unit used to measure the volume of gas you consumed, displayed on your meter.

Degree Day: A measure of coldness based on the extent to which the daily mean temperature falls below 65°F. For example, on a day when the average temperature is 35°F, there would be 30 degree days experienced.

Gigajoule (GJ): A metric energy measure. Cubic metres (or centa-cubic feet) are converted to Gigajoules (GJ) for your natural gas bill. One GJ of natural gas equals approximately 26 litres of fuel oil, 40 litres of propane or 278 kilowatt hours of electricity.

Charges

Commodity Charge: A \$/GJ charge for the natural gas supply that you use. You may have Liberty supply for your gas or you may have a signed contract with an independent licensed Natural Gas Marketer.

Customer Charge: A monthly charge for meter readings, pipeline maintenance, customer support and 24-hour emergency services. (Applicable to all rate classes, except CGS.)

Demand Charge: A \$/GJ charge applicable only to customers in the CGS and ICGS rate classes who enter into an agreement to consume a minimum amount of natural gas every day.

Delivery Charge: A \$/GJ charge for the distribution of natural gas through our pipeline to your property.

Federal Carbon Charge: Government of Canada carbon charge for natural gas and the amount of natural gas you used. For more information visit the Government of Canada website at www.canada.ca

Rate: This code represents the rate used to calculate your bill.

Rate Classes:

SGS Small General Service	CGS Contract General Service
MGS Mid-General Service	ICGS Industrial Contract General Service
LGS Large General Service	OPS Off-Peak Service

Read Type (Actual): If we are unable to read your meter we will estimate your consumption for the month.



Important Information

Customer Service: 800-994-2762

Website: www.LibertyEnergyandWater.com

Emergency: 800-994-2762 option 1

Social Media: @LibertyUtil_NB

Dig Safe: ClickBeforeYouDig.com



Other Information

General Correspondence

Please remember your 12-digit account number on any correspondence to us. Contact us if you have had a change in mailing address or name.

Mail to:

Liberty, 440, chemin Wilsey Road, Suite/pièce 101
Fredericton NB E3B 7G5 Canada

Contact the New Brunswick EUB

Liberty is regulated by the New Brunswick Energy and Utilities Board. For more information, call 866-766-2782 or visit www.nbeub.ca.

Your Consumption

Your meter will measure the volume of natural gas delivered to your property. Your current meter reading (or estimate), minus your previous meter reading equals your volume of gas consumed in cubic metres (or centacubic feet) for the current period.

Liberty will convert the volume consumed into energy consumed using a Gigajoule (GJ) Conversion Factor. This factor represents the average energy content contained in each cubic metre (or centra-cubic feet) of natural gas. The conversion factor used for each bill will be based on the average daily energy content of natural gas received during the billing period.

Estimations

If, for any period, a meter fails to register the quantity of gas supplied, then the quantity supplied during the period will be estimated based on the average daily volume registered by the new meter, or on the quantity of gas previously used during a corresponding period in the previous year.

Privacy

Liberty respects customer privacy. We are committed to maintaining high standards of confidentiality and protection of your personal information. If you have any questions regarding our use of your information, please refer to our privacy policy on our website.

Payment Options

Billing Programs



Pre-authorized Payment or At Your Financial Institution

- Pay your bill automatically
- Pay through your financial institution



Online

www.LibertyEnergyandWater.com



Phone

800-994-2762



Mail Payments

Liberty NB
440, chemin Wilsey Road, Suite/pièce 101
Fredericton NB E3B 7G5 Canada



In Person

Visit LibertyEnergyandWater.com for our office locations or authorized payment centers.

Budget Billing (BBP)/Levelized Budget Billing (LVL)

Allows you to spread out payments over the year, avoiding high and low fluctuations in your monthly bill. The statement will also show the difference between Budget/Levelized Budget Billing and Actual Charges to Date otherwise known as Settlement Amount.

Installment Plan

An extended payment plan where past-due bills may be paid in installments over a specific time period. The statement will also show the Remaining Installment Plan amount to be billed.

Account Activity for Your Natural Gas Service from 08/23/2023 - 09/22/2023

Rate: MGS - Mid General Service

Next Scheduled Meter Read Date: 10/27/2023

Point of Delivery ID: 0000000000010406683



Meter Number	Read Type	Service Days	Billing Period	Current	Previous	m ³ Used	Pressure Factor	Gigajoule Conversion Factor	GJ
NB3884081	Actual	31	8/23/23 - 9/22/23	126720	126710	10	1.01250	0.038863	0.39

What am I paying for?

Additional messages

Previous Balance as of 08/31/2023	\$ -853.00
Payment(s) Received as of 09/29/2023	\$ -376.61
Balance Forward	\$ -1,229.61

We want to hear from you! Visit libertyenergyandwater.com to learn how you can be part of Liberty Listens, our new customer feedback panel.

Current Charges

DELIVERY CHARGES	QUANTITY USED	COST PER GJ		
Customer Charge			\$	50.00
Delivery Charge	0.39 GJ	\$ 11.4320	\$	4.46
TOTAL DELIVERY CHARGES			\$	54.46

GAS CHARGES	QUANTITY USED	COST PER GJ		
Commodity Charge	0.39 GJ	\$ 8.9700	\$	3.50
TOTAL GAS CHARGES			\$	3.50

MISCELLANEOUS CHARGES AND CREDITS		
Federal Carbon Charge	\$	1.24
TOTAL MISC. CHARGES AND CREDITS	\$	1.24

TAX CHARGES		
HST (R89936 2016 RT0001)	\$	8.89
TOTAL TAX CHARGES	\$	8.89

TOTAL CURRENT CHARGES	\$	68.09
------------------------------	-----------	--------------

Total Amount Due

\$-1,161.52

PAGE INTENTIONALLY LEFT BLANK

Account Information

Customer Name: TOWN OF SACKVILLE
Service Address: 101 CRESCENT ST, SACKVILLE NB CA E4L 3V2
Account Number: 200002446645



What do I owe?

\$-864.63

Credit Balance Do Not Pay

How much did I use?

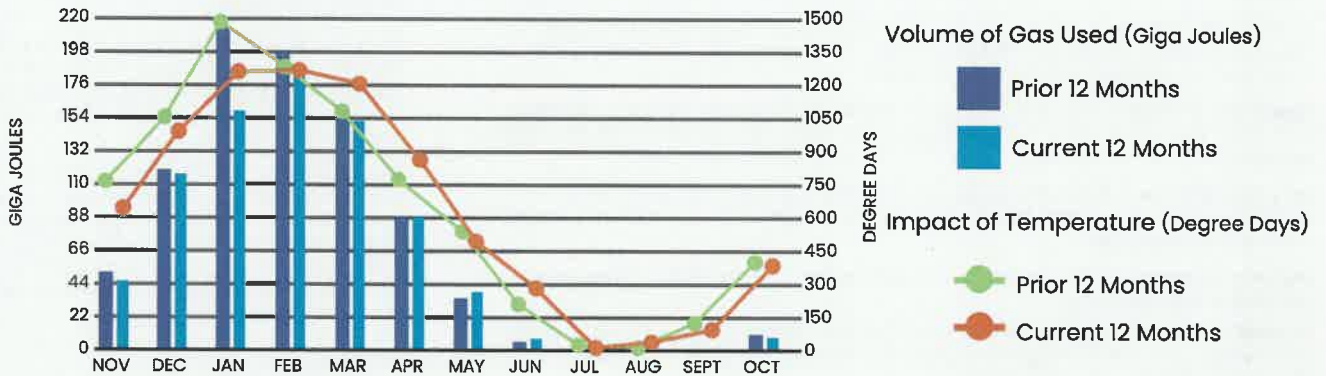
8.99

Giga Joules

When is it due?

Oct 30, 2023

Your Monthly Gas Use At a Glance



Important messages from Liberty

- IF YOU SUSPECT A GAS LEAK:** LEAVE the area immediately. DO NOT smoke, use a phone or cell phone, turn on/off any lights or appliances or operate any vehicle or equipment that could cause sparks. If you suspect a gas leak, don't wait! Leave the area and call our emergency number at 800-994-2762 or call 9-1-1.

Pay online at LibertyEnergyandWater.com, or return this portion with your payment. Please include your account number on your check and make payable to Liberty Utilities.



LATE PAYMENT FEE:
Payments received after the due date
are subject to a 1.50% fee per month late.

Account Number: 200002446645
Service Address: 101 CRESCENT ST
Bill Date: 30-OCT-2023
Due Date: 30-OCT-2023

\$-864.63*

Amount Due

*Credit Balance Do Not Pay

Amount Enclosed

Go green and sign up for paperless billing today! Online access gives you the ability to make payments, set up autopay and activate useful email or text notifications about your usage.



Understanding Your Bill

For additional information please visit www.LibertyEnergyandWater.com.

Your Monthly Gas Use At a Glance

Cubic Metres (m³) or Centa-cubic Feet (CCF): Unit used to measure the volume of gas you consumed, displayed on your meter.

Degree Day: A measure of coldness based on the extent to which the daily mean temperature falls below 65°F. For example, on a day when the average temperature is 35°F, there would be 30 degree days experienced.

Gigajoule (GJ): A metric energy measure. Cubic metres (or centa-cubic feet) are converted to Gigajoules (GJ) for your natural gas bill. One GJ of natural gas equals approximately 26 litres of fuel oil, 40 litres of propane or 278 kilowatt hours of electricity.

Charges

Commodity Charge: A \$/GJ charge for the natural gas supply that you use. You may have Liberty supply for your gas or you may have a signed contract with an independent licensed Natural Gas Marketer.

Customer Charge: A monthly charge for meter readings, pipeline maintenance, customer support and 24-hour emergency services. (Applicable to all rate classes, except CGS.)

Demand Charge: A \$/GJ charge applicable only to customers in the CGS and ICGS rate classes who enter into an agreement to consume a minimum amount of natural gas every day.

Delivery Charge: A \$/GJ charge for the distribution of natural gas through our pipeline to your property.

Federal Carbon Charge: Government of Canada carbon charge for natural gas and the amount of natural gas you used. For more information visit the Government of Canada website at www.canada.ca

Rate: This code represents the rate used to calculate your bill.

Rate Classes:

SGS Small General Service	CGS Contract General Service
MGS Mid-General Service	ICGS Industrial Contract General Service
LGS Large General Service	OPS Off-Peak Service

Read Type (Actual): If we are unable to read your meter we will estimate your consumption for the month.



Important Information

Customer Service: 800-994-2762

Website: www.LibertyEnergyandWater.com

Emergency: 800-994-2762 option 1

Social Media: @LibertyUtil_NB

Dig Safe: ClickBeforeYouDig.com



Other Information

General Correspondence

Please remember your 12-digit account number on any correspondence to us. Contact us if you have had a change in mailing address or name.

Mail to:

Liberty, 440, chemin Wilsey Road, Suite/pièce 101
Fredericton NB E3B 7G5 Canada

Contact the New Brunswick EUB

Liberty is regulated by the New Brunswick Energy and Utilities Board. For more information, call 866-766-2782 or visit www.nbeub.ca.

Your Consumption

Your meter will measure the volume of natural gas delivered to your property. Your current meter reading (or estimate), minus your previous meter reading equals your volume of gas consumed in cubic metres (or centacubic feet) for the current period.

Liberty will convert the volume consumed into energy consumed using a Gigajoule (GJ) Conversion Factor. This factor represents the average energy content contained in each cubic metre (or centra-cubic feet) of natural gas. The conversion factor used for each bill will be based on the average daily energy content of natural gas received during the billing period.

Estimations

If, for any period, a meter fails to register the quantity of gas supplied, then the quantity supplied during the period will be estimated based on the average daily volume registered by the new meter, or on the quantity of gas previously used during a corresponding period in the previous year.

Privacy

Liberty respects customer privacy. We are committed to maintaining high standards of confidentiality and protection of your personal information. If you have any questions regarding our use of your information, please refer to our privacy policy on our website.

Payment Options

Billing Programs



Pre-authorized Payment or At Your Financial Institution

- Pay your bill automatically
- Pay through your financial institution



Online

www.LibertyEnergyandWater.com



Phone

800-994-2762



Mail Payments

Liberty NB
440, chemin Wilsey Road, Suite/pièce 101
Fredericton NB E3B 7G5 Canada



In Person

Visit LibertyEnergyandWater.com for our office locations or authorized payment centers.

Budget Billing (BBP)/Levelized Budget Billing (LVL)

Allows you to spread out payments over the year, avoiding high and low fluctuations in your monthly bill. The statement will also show the difference between Budget/Levelized Budget Billing and Actual Charges to Date otherwise known as Settlement Amount.

Installment Plan

An extended payment plan where past-due bills may be paid in installments over a specific time period. The statement will also show the remaining Installment Plan amount to be billed.

Account Activity for Your Natural Gas Service from 09/23/2023 - 10/24/2023

Rate: MGS - Mid General Service

Next Scheduled Meter Read Date: 11/28/2023

Point of Delivery ID: 0000000000010406683



Meter Number	Read Type	Service Days	Billing Period	Current	Previous	m ³ Used	Pressure Factor	Gigajoule Conversion Factor	GJ
NB3884081	Actual	32	9/23/23 - 10/24/23	126950	126720	230	1.01250	0.038609	8.99

What am I paying for?

Additional messages

Previous Balance as of 09/29/2023	\$ -1,161.52
Payment(s) Received as of 10/30/2023	\$ 0.00
Balance Forward	\$ -1,161.52

NOTICE: Adjustments to delivery rates and charges for all customer rate classes, approved by the New Brunswick Energy & Utilities Board, took effect 10/01/2023.

For more information about rates and how the adjustment may impact your bill, please go to "Rates & Charges" at www.libertyenergyandwater.com.

Current Charges

DELIVERY CHARGES	QUANTITY USED	COST PER GJ		
Customer Charge			\$	50.00
Delivery Charge	2.19 GJ	\$ 11.4320	\$	25.04
Delivery Charge	6.80 GJ	\$ 10.8792	\$	73.98
TOTAL DELIVERY CHARGES			\$	149.02

GAS CHARGES	QUANTITY USED	COST PER GJ		
Commodity Charge	8.99 GJ	\$ 8.9700	\$	80.64
TOTAL GAS CHARGES			\$	80.64

MISCELLANEOUS CHARGES AND CREDITS		
Federal Carbon Charge	\$	28.50
TOTAL MISC. CHARGES AND CREDITS	\$	28.50

TAX CHARGES		
HST (R89936 2016 RT0001)	\$	38.73
TOTAL TAX CHARGES	\$	38.73

TOTAL CURRENT CHARGES	\$	296.89
------------------------------	-----------	---------------

Total Amount Due

\$ -864.63

PAGE INTENTIONALLY LEFT BLANK

Account Information

Customer Name: TOWN OF SACKVILLE
Service Address: 101 CRESCENT ST, SACKVILLE NB CA E4L 3V2
Account Number: 200002446645



What do I owe?

\$975.78

How much did I use?

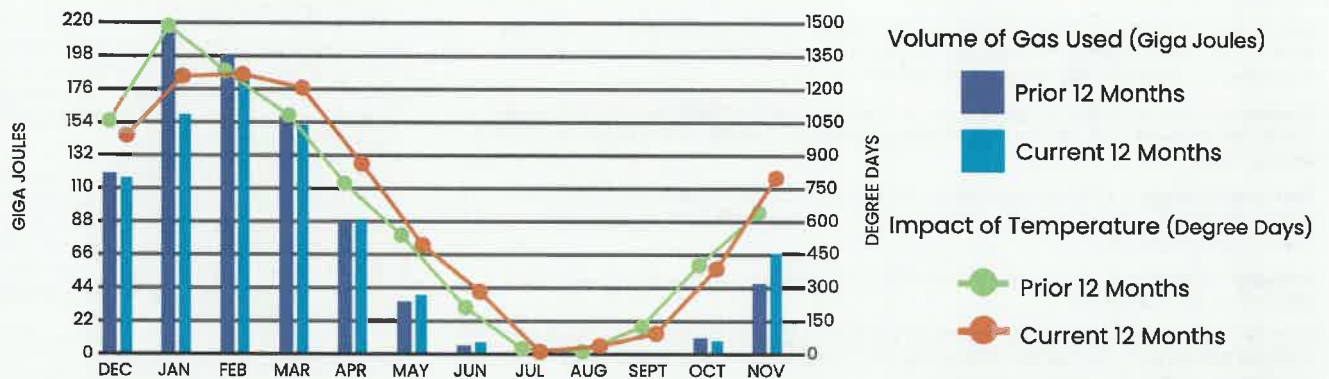
67.37

Giga Joules

When is it due?

Dec 21, 2023

Your Monthly Gas Use At a Glance



Important messages from Liberty

IF YOU SUSPECT A GAS LEAK: LEAVE the area immediately. DO NOT smoke, use a phone or cell phone, turn on/off any lights or appliances or operate any vehicle or equipment that could cause sparks. If you suspect a gas leak, don't wait! Leave the area and call our emergency number at 800-994-2762 or call 9-1-1.

Pay online at LibertyEnergyandWater.com, or return this portion with your payment. Please include your account number on your check and make payable to Liberty Utilities.



LATE PAYMENT FEE:
Payments received after the due date
are subject to a 1.50% fee per month late.



Account Number:
Service Address:
Bill Date:
Due Date:

200002446645
101 CRESCENT ST
29-NOV-2023
21-DEC-2023

\$975.78

Amount Due

Amount Enclosed

energy and water for life

Go green and sign up for paperless billing today! Online access gives you the ability to make payments, set up autopay and activate useful email or text notifications about your usage.



Understanding Your Bill

For additional information please visit www.LibertyEnergyandWater.com.

Your Monthly Gas Use At a Glance

Cubic Metres (m³) or Centa-cubic Feet (CCF): Unit used to measure the volume of gas you consumed, displayed on your meter.

Degree Day: A measure of coldness based on the extent to which the daily mean temperature falls below 65°F. For example, on a day when the average temperature is 35°F, there would be 30 degree days experienced.

Gigajoule (GJ): A metric energy measure. Cubic metres (or centa-cubic feet) are converted to Gigajoules (GJ) for your natural gas bill. One GJ of natural gas equals approximately 26 litres of fuel oil, 40 litres of propane or 278 kilowatt hours of electricity.

Charges

Commodity Charge: A \$/GJ charge for the natural gas supply that you use. You may have Liberty supply for your gas or you may have a signed contract with an independent licensed Natural Gas Marketer.

Customer Charge: A monthly charge for meter readings, pipeline maintenance, customer support and 24-hour emergency services. (Applicable to all rate classes, except CGS.)

Demand Charge: A \$/GJ charge applicable only to customers in the CGS and ICGS rate classes who enter into an agreement to consume a minimum amount of natural gas every day.

Delivery Charge: A \$/GJ charge for the distribution of natural gas through our pipeline to your property.

Federal Carbon Charge: Government of Canada carbon charge for natural gas and the amount of natural gas you used. For more information visit the Government of Canada website at www.canada.ca

Rate: This code represents the rate used to calculate your bill.

Rate Classes:

SGS Small General Service	CGS Contract General Service
MGS Mid-General Service	ICGS Industrial Contract General Service
LGS Large General Service	OPS Off-Peak Service

Read Type (Actual): If we are unable to read your meter we will estimate your consumption for the month.



Important Information

Customer Service: 800-994-2762

Website: www.LibertyEnergyandWater.com

Emergency: 800-994-2762 option 1

Social Media: @LibertyUtil_NB

Dig Safe: ClickBeforeYouDig.com



Other Information

General Correspondence

Please remember your 12-digit account number on any correspondence to us. Contact us if you have had a change in mailing address or name.

Mail to:

Liberty, 440, chemin Wilsey Road, Suite/pièce 101
Fredericton NB E3B 7G5 Canada

Contact the New Brunswick EUB

Liberty is regulated by the New Brunswick Energy and Utilities Board. For more information, call 866-766-2782 or visit www.nbeub.ca.

Your Consumption

Your meter will measure the volume of natural gas delivered to your property. Your current meter reading (or estimate), minus your previous meter reading equals your volume of gas consumed in cubic metres (or centacubic feet) for the current period.

Liberty will convert the volume consumed into energy consumed using a Gigajoule (GJ) Conversion Factor. This factor represents the average energy content contained in each cubic metre (or centra-cubic feet) of natural gas. The conversion factor used for each bill will be based on the average daily energy content of natural gas received during the billing period.

Estimations

If, for any period, a meter fails to register the quantity of gas supplied, then the quantity supplied during the period will be estimated based on the average daily volume registered by the new meter, or on the quantity of gas previously used during a corresponding period in the previous year.

Privacy

Liberty respects customer privacy. We are committed to maintaining high standards of confidentiality and protection of your personal information. If you have any questions regarding our use of your information, please refer to our privacy policy on our website.

Payment Options

Billing Programs



Pre-authorized Payment or At Your Financial Institution

- Pay your bill automatically
- Pay through your financial institution



Online

www.LibertyEnergyandWater.com



Phone

800-994-2762



Mail Payments

Liberty NB
440, chemin Wilsey Road, Suite/pièce 101
Fredericton NB E3B 7G5 Canada



In Person

Visit LibertyEnergyandWater.com for our office locations or authorized payment centers.

Budget Billing (BBP)/Levelized Budget Billing (LVL)

Allows you to spread out payments over the year, avoiding high and low fluctuations in your monthly bill. The statement will also show the difference between Budget/Levelized Budget Billing and Actual Charges to Date otherwise known as Settlement Amount.

Installment Plan

An extended payment plan where past-due bills may be paid in installments over a specific time period. The statement will also show the remaining Installment Plan amount to be billed.

Account Activity for Your Natural Gas Service from 10/25/2023 - 11/22/2023

Rate: MGS - Mid General Service

Next Scheduled Meter Read Date: 12/29/2023

Point of Delivery ID: 0000000000010406683



Meter Number	Read Type	Service Days	Billing Period	Current	Previous	m ² Used	Pressure Factor	Gigajoule Conversion Factor	GJ
NB3884081	Actual	29	10/25/23 - 11/22/23	128670	126950	1720	1.01250	0.038684	67.37

What am I paying for?

Additional messages

Previous Balance as of 10/30/2023	\$	-864.63
Payment(s) Received as of 11/29/2023	\$	0.00
Balance Forward	\$	-864.63

Current Charges

DELIVERY CHARGES	QUANTITY USED	COST PER GJ		
Customer Charge			\$	50.00
Delivery Charge	67.37 GJ	\$ 10.8792	\$	732.93
TOTAL DELIVERY CHARGES			\$	782.93

GAS CHARGES	QUANTITY USED	COST PER GJ		
Commodity Charge	67.37 GJ	\$ 8.9700	\$	604.31
TOTAL GAS CHARGES			\$	604.31

MISCELLANEOUS CHARGES AND CREDITS		
Federal Carbon Charge	\$	213.11
TOTAL MISC. CHARGES AND CREDITS	\$	213.11

TAX CHARGES		
HST (R89936 2016 RT0001)	\$	240.06
TOTAL TAX CHARGES	\$	240.06

TOTAL CURRENT CHARGES	\$	1,840.41
------------------------------	----	-----------------

Total Amount Due

\$ 975.78

PAGE INTENTIONALLY LEFT BLANK

Account Information

Customer Name: TOWN OF SACKVILLE
Service Address: 101 CRESCENT ST, SACKVILLE NB CA E4L 3V2
Account Number: 200002446645



What do I owe?

\$2,857.51

How much did I use?

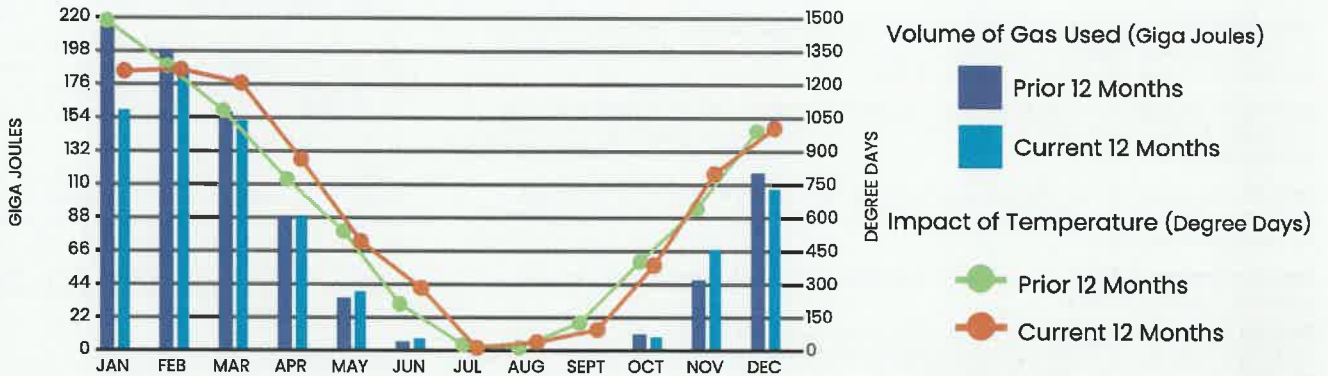
106.76

Giga Joules

When is it due?

Jan 24, 2024

Your Monthly Gas Use At a Glance



Important messages from Liberty

IF YOU SUSPECT A GAS LEAK: LEAVE the area immediately. DO NOT smoke, use a phone or cell phone, turn on/off any lights or appliances or operate any vehicle or equipment that could cause sparks. If you suspect a gas leak, don't wait! Leave the area and call our emergency number at 800-994-2762 or call 9-1-1.

Pay online at LibertyEnergyandWater.com, or return this portion with your payment. Please include your account number on your check and make payable to Liberty Utilities.



LATE PAYMENT FEE:
Payments received after the due date
are subject to a 1.50% fee per month late.

Account Number: 200002446645
Service Address: 101 CRESCENT ST
Bill Date: 02-JAN-2024
Due Date: 24-JAN-2024

\$2,857.51

Amount Due

Amount Enclosed

energy and water for life

Go green and sign up for paperless billing today! Online access gives you the ability to make payments, set up autopay and activate useful email or text notifications about your usage.



Understanding Your Bill

For additional information please visit www.LibertyEnergyandWater.com.

Your Monthly Gas Use At a Glance

Cubic Metres (m³) or Centa-cubic Feet (CCF): Unit used to measure the volume of gas you consumed, displayed on your meter.

Degree Day: A measure of coldness based on the extent to which the daily mean temperature falls below 65°F. For example, on a day when the average temperature is 35°F, there would be 30 degree days experienced.

Gigajoule (GJ): A metric energy measure. Cubic metres (or centa-cubic feet) are converted to Gigajoules (GJ) for your natural gas bill. One GJ of natural gas equals approximately 26 litres of fuel oil, 40 litres of propane or 278 kilowatt hours of electricity.

Charges

Commodity Charge: A \$/GJ charge for the natural gas supply that you use. You may have Liberty supply for your gas or you may have a signed contract with an independent licensed Natural Gas Marketer.

Customer Charge: A monthly charge for meter readings, pipeline maintenance, customer support and 24-hour emergency services. (Applicable to all rate classes, except CGS.)

Demand Charge: A \$/GJ charge applicable only to customers in the CGS and ICGS rate classes who enter into an agreement to consume a minimum amount of natural gas every day.

Delivery Charge: A \$/GJ charge for the distribution of natural gas through our pipeline to your property.

Federal Carbon Charge: Government of Canada carbon charge for natural gas and the amount of natural gas you used. For more information visit the Government of Canada website at www.canada.ca

Rate: This code represents the rate used to calculate your bill.

Rate Classes:

SGS Small General Service	CGS Contract General Service
MGS Mid-General Service	ICGS Industrial Contract General Service
LGS Large General Service	OPS Off-Peak Service

Read Type (Actual): If we are unable to read your meter we will estimate your consumption for the month.



Important Information

Customer Service: 800-994-2762

Website: www.LibertyEnergyandWater.com

Emergency: 800-994-2762 option 1

Social Media: @LibertyUtil_NB

Dig Safe: ClickBeforeYouDig.com



Other Information

General Correspondence

Please remember your 12-digit account number on any correspondence to us. Contact us if you have had a change in mailing address or name.

Mail to:

Liberty, 440, chemin Wilsey Road, Suite/pièce 101
Fredericton NB E3B 7G5 Canada

Contact the New Brunswick EUB

Liberty is regulated by the New Brunswick Energy and Utilities Board. For more information, call 866-766-2782 or visit www.nbeub.ca.

Your Consumption

Your meter will measure the volume of natural gas delivered to your property. Your current meter reading (or estimate), minus your previous meter reading equals your volume of gas consumed in cubic metres (or centacubic feet) for the current period.

Liberty will convert the volume consumed into energy consumed using a Gigajoule (GJ) Conversion Factor. This factor represents the average energy content contained in each cubic metre (or centra-cubic feet) of natural gas. The conversion factor used for each bill will be based on the average daily energy content of natural gas received during the billing period.

Estimations

If, for any period, a meter fails to register the quantity of gas supplied, then the quantity supplied during the period will be estimated based on the average daily volume registered by the new meter, or on the quantity of gas previously used during a corresponding period in the previous year.

Privacy

Liberty respects customer privacy. We are committed to maintaining high standards of confidentiality and protection of your personal information. If you have any questions regarding our use of your information, please refer to our privacy policy on our website.

Payment Options

Billing Programs



Pre-authorized Payment or At Your Financial Institution

- Pay your bill automatically
- Pay through your financial institution



Online

www.LibertyEnergyandWater.com



Phone

800-994-2762



Mail Payments

Liberty NB
440, chemin Wilsey Road, Suite/pièce 101
Fredericton NB E3B 7G5 Canada



In Person

Visit LibertyEnergyandWater.com for our office locations or authorized payment centers.

Budget Billing (BBP)/Levelized Budget Billing (LVL)

Allows you to spread out payments over the year, avoiding high and low fluctuations in your monthly bill. The statement will also show the difference between Budget/Levelized Budget Billing and Actual Charges to Date otherwise known as Settlement Amount.

Installment Plan

An extended payment plan where past-due bills may be paid in installments over a specific time period. The statement will also show the remaining Installment Plan amount to be billed.

Account Activity for Your Natural Gas Service from 11/23/2023 - 12/21/2023

Rate: MGS - Mid General Service

Next Scheduled Meter Read Date: 01/26/2024

Point of Delivery ID: 0000000000010406683



Meter Number	Read Type	Service Days	Billing Period	Current	Previous	m ³ Used	Pressure Factor	Gigajoule Conversion Factor	GJ
NB3884081	Actual	29	11/23/23 - 12/21/23	131380	128670	2710	1.01250	0.038910	106.76

What am I paying for?

Additional messages

Previous Balance as of 11/29/2023	\$	975.78
Payment(s) Received as of 01/02/2024	\$	-975.78
Balance Forward	\$	0.00

Current Charges

DELIVERY CHARGES	QUANTITY USED	COST PER GJ		
Customer Charge			\$	50.00
Delivery Charge	100.00 GJ	\$ 10.8792	\$	1,087.92
Delivery Charge	6.76 GJ	\$ 7.9077	\$	53.46
TOTAL DELIVERY CHARGES			\$	1,191.38

GAS CHARGES	QUANTITY USED	COST PER GJ		
Commodity Charge	106.76 GJ	\$ 8.9700	\$	957.64
TOTAL GAS CHARGES			\$	957.64

MISCELLANEOUS CHARGES AND CREDITS		
Federal Carbon Charge	\$	335.77
TOTAL MISC. CHARGES AND CREDITS	\$	335.77

TAX CHARGES		
HST (R89936 2016 RT0001)	\$	372.72
TOTAL TAX CHARGES	\$	372.72

TOTAL CURRENT CHARGES	\$	2,857.51
------------------------------	----	-----------------

Total Amount Due

\$ 2,857.51

PAGE INTENTIONALLY LEFT BLANK

Account Information

Customer Name: TOWN OF SACKVILLE
Service Address: 101 CRESCENT ST, SACKVILLE NB CA E4L 3V2
Account Number: 200002446645



What do I owe?

\$4,085.87

How much did I use?

174.60

Giga Joules

When is it due?

Feb 22, 2024

Your Monthly Gas Use At a Glance



Important messages from Liberty

IF YOU SUSPECT A GAS LEAK: LEAVE the area immediately. DO NOT smoke, use a phone or cell phone, turn on/off any lights or appliances or operate any vehicle or equipment that could cause sparks. If you suspect a gas leak, don't wait! Leave the area and call our emergency number at 800-994-2762 or call 9-1-1.

energy and water for life

Pay online at LibertyEnergyandWater.com, or return this portion with your payment. Please include your account number on your check and make payable to Liberty Utilities.



LATE PAYMENT FEE:
Payments received after the due date
are subject to a 1.50% fee per month late.

Account Number: 200002446645
Service Address: 101 CRESCENT ST
Bill Date: 31-JAN-2024
Due Date: 22-FEB-2024

\$4,085.87

Amount Due

Amount Enclosed

Go green and sign up for paperless billing today! Online access gives you the ability to make payments, set up autopay and activate useful email or text notifications about your usage.



Understanding Your Bill

For additional information please visit www.LibertyEnergyandWater.com.

Your Monthly Gas Use At a Glance

Cubic Metres (m³) or Centa-cubic Feet (CCF): Unit used to measure the volume of gas you consumed, displayed on your meter.

Degree Day: A measure of coldness based on the extent to which the daily mean temperature falls below 65°F. For example, on a day when the average temperature is 35°F, there would be 30 degree days experienced.

Gigajoule (GJ): A metric energy measure. Cubic metres (or centa-cubic feet) are converted to Gigajoules (GJ) for your natural gas bill. One GJ of natural gas equals approximately 26 litres of fuel oil, 40 litres of propane or 278 kilowatt hours of electricity.

Charges

Commodity Charge: A \$/GJ charge for the natural gas supply that you use. You may have Liberty supply for your gas or you may have a signed contract with an independent licensed Natural Gas Marketer.

Customer Charge: A monthly charge for meter readings, pipeline maintenance, customer support and 24-hour emergency services. (Applicable to all rate classes, except CGS.)

Demand Charge: A \$/GJ charge applicable only to customers in the CGS and ICGS rate classes who enter into an agreement to consume a minimum amount of natural gas every day.

Delivery Charge: A \$/GJ charge for the distribution of natural gas through our pipeline to your property.

Federal Carbon Charge: Government of Canada carbon charge for natural gas and the amount of natural gas you used. For more information visit the Government of Canada website at www.canada.ca

Rate: This code represents the rate used to calculate your bill.

Rate Classes:

SGS Small General Service	CGS Contract General Service
MGS Mid-General Service	ICGS Industrial Contract General Service
LGS Large General Service	OPS Off-Peak Service

Read Type (Actual): If we are unable to read your meter we will estimate your consumption for the month.



Important Information

Customer Service: 800-994-2762

Website: www.LibertyEnergyandWater.com

Emergency: 800-994-2762 option 1

Social Media: @LibertyUtil_NB

Dig Safe: ClickBeforeYouDig.com



Other Information

General Correspondence

Please remember your 12-digit account number on any correspondence to us. Contact us if you have had a change in mailing address or name.

Mail to:

Liberty, 440, chemin Wilsey Road, Suite/pièce 101
Fredericton NB E3B 7G5 Canada

Contact the New Brunswick EUB

Liberty is regulated by the New Brunswick Energy and Utilities Board. For more information, call 866-766-2782 or visit www.nbeub.ca.

Your Consumption

Your meter will measure the volume of natural gas delivered to your property. Your current meter reading (or estimate), minus your previous meter reading equals your volume of gas consumed in cubic metres (or centacubic feet) for the current period.

Liberty will convert the volume consumed into energy consumed using a Gigajoule (GJ) Conversion Factor. This factor represents the average energy content contained in each cubic metre (or centra-cubic feet) of natural gas. The conversion factor used for each bill will be based on the average daily energy content of natural gas received during the billing period.

Estimations

If, for any period, a meter fails to register the quantity of gas supplied, then the quantity supplied during the period will be estimated based on the average daily volume registered by the new meter, or on the quantity of gas previously used during a corresponding period in the previous year.

Privacy

Liberty respects customer privacy. We are committed to maintaining high standards of confidentiality and protection of your personal information. If you have any questions regarding our use of your information, please refer to our privacy policy on our website.

Payment Options

Billing Programs



Pre-authorized Payment or At Your Financial Institution

- Pay your bill automatically
- Pay through your financial institution



Online

www.LibertyEnergyandWater.com



Phone

800-994-2762



Mail Payments

Liberty NB
440, chemin Wilsey Road, Suite/pièce 101
Fredericton NB E3B 7G5 Canada



In Person

Visit LibertyEnergyandWater.com for our office locations or authorized payment centers.

Budget Billing (BBP)/Levelized Budget Billing (LVL)

Allows you to spread out payments over the year, avoiding high and low fluctuations in your monthly bill. The statement will also show the difference between Budget/Levelized Budget Billing and Actual Charges to Date otherwise known as Settlement Amount.

Installment Plan

An extended payment plan where past-due bills may be paid in installments over a specific time period. The statement will also show the remaining Installment Plan amount to be billed.

Account Activity for Your Natural Gas Service from 12/22/2023 - 01/25/2024

Rate: MGS - Mid General Service

Next Scheduled Meter Read Date: 02/28/2024

Point of Delivery ID: 0000000000010406683



Meter Number	Read Type	Service Days	Billing Period	Current	Previous	m ³ Used	Pressure Factor	Gigajoule Conversion Factor	GJ
NB3884081	Actual	35	12/22/23 - 1/25/24	135760	131380	4380	1.01250	0.039370	174.60

What am I paying for?

Additional messages

Previous Balance as of 01/02/2024	\$	2,857.51
Payment(s) Received as of 01/31/2024	\$	-2,857.51
Balance Forward	\$	0.00

Current Charges

DELIVERY CHARGES	QUANTITY USED	COST PER GJ		
Customer Charge			\$	50.00
Delivery Charge	100.00 GJ	\$ 10.8792	\$	1,087.92
Delivery Charge	74.60 GJ	\$ 7.9077	\$	589.91
TOTAL DELIVERY CHARGES			\$	1,727.83

GAS CHARGES	QUANTITY USED	COST PER GJ		
Commodity Charge	42.01 GJ	\$ 8.9700	\$	376.83
Commodity Charge	132.59 GJ	\$ 6.8300	\$	905.59
TOTAL GAS CHARGES			\$	1,282.42

MISCELLANEOUS CHARGES AND CREDITS		
Federal Carbon Charge	\$	542.68
TOTAL MISC. CHARGES AND CREDITS	\$	542.68

TAX CHARGES		
HST (R89936 2016 RT0001)	\$	532.94
TOTAL TAX CHARGES	\$	532.94

TOTAL CURRENT CHARGES	\$	4,085.87
------------------------------	----	-----------------

Total Amount Due

\$ 4,085.87

PAGE INTENTIONALLY LEFT BLANK

Account Information

Customer Name: TOWN OF SACKVILLE
Service Address: 101 CRESCENT ST, SACKVILLE NB CA E4L 3V2
Account Number: 200002446645



What do I owe?

\$3,724.48

How much did I use?

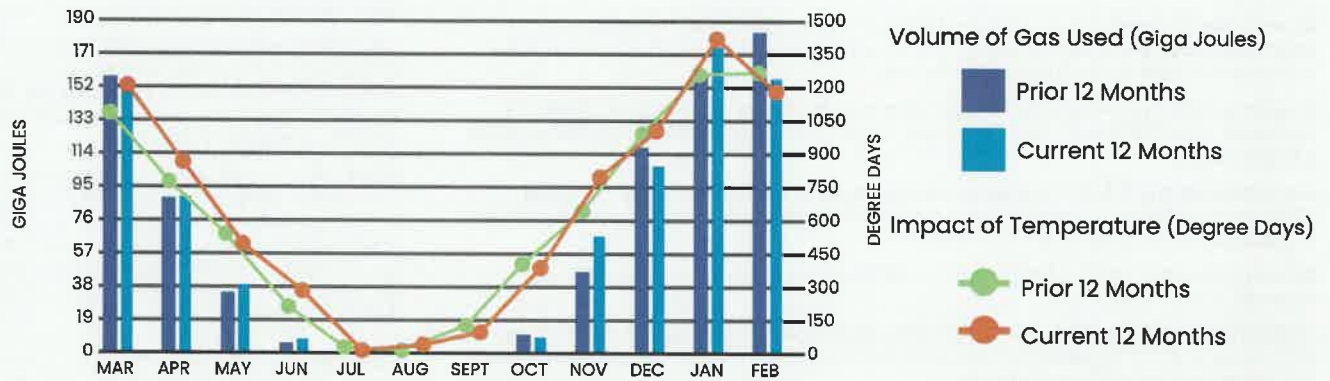
156.99

Giga Joules

When is it due?

Mar 22, 2024

Your Monthly Gas Use At a Glance



Important messages from Liberty

- IF YOU SUSPECT A GAS LEAK:** LEAVE the area immediately. DO NOT smoke, use a phone or cell phone, turn on/off any lights or appliances or operate any vehicle or equipment that could cause sparks. If you suspect a gas leak, don't wait! Leave the area and call our emergency number at 800-994-2762 or call 9-1-1.

energy and water for life

Pay online at LibertyEnergyandWater.com, or return this portion with your payment. Please include your account number on your check and make payable to Liberty Utilities.



LATE PAYMENT FEE:
Payments received after the due date
are subject to a 1.50% fee per month late.

Account Number: 200002446645
Service Address: 101 CRESCENT ST
Bill Date: 29-FEB-2024
Due Date: 22-MAR-2024

\$3,724.48

Amount Due

Amount Enclosed

Go green and sign up for paperless billing today! Online access gives you the ability to make payments, set up autopay and activate useful email or text notifications about your usage.



Understanding Your Bill

For additional information please visit www.LibertyEnergyandWater.com.

Your Monthly Gas Use At a Glance

Cubic Metres (m³) or Centa-cubic Feet (CCF): Unit used to measure the volume of gas you consumed, displayed on your meter.

Degree Day: A measure of coldness based on the extent to which the daily mean temperature falls below 65°F. For example, on a day when the average temperature is 35°F, there would be 30 degree days experienced.

Gigajoule (GJ): A metric energy measure. Cubic metres (or centa-cubic feet) are converted to Gigajoules (GJ) for your natural gas bill. One GJ of natural gas equals approximately 26 litres of fuel oil, 40 litres of propane or 278 kilowatt hours of electricity.

Charges

Commodity Charge: A \$/GJ charge for the natural gas supply that you use. You may have Liberty supply for your gas or you may have a signed contract with an independent licensed Natural Gas Marketer.

Customer Charge: A monthly charge for meter readings, pipeline maintenance, customer support and 24-hour emergency services. (Applicable to all rate classes, except CGS.)

Demand Charge: A \$/GJ charge applicable only to customers in the CGS and ICGS rate classes who enter into an agreement to consume a minimum amount of natural gas every day.

Delivery Charge: A \$/GJ charge for the distribution of natural gas through our pipeline to your property.

Federal Carbon Charge: Government of Canada carbon charge for natural gas and the amount of natural gas you used. For more information visit the Government of Canada website at www.canada.ca

Rate: This code represents the rate used to calculate your bill.

Rate Classes:

SGS Small General Service	CGS Contract General Service
MGS Mid-General Service	ICGS Industrial Contract General Service
LGS Large General Service	OPS Off-Peak Service

Read Type (Actual): If we are unable to read your meter we will estimate your consumption for the month.



Important Information

Customer Service: 800-994-2762

Website: www.LibertyEnergyandWater.com

Emergency: 800-994-2762 option 1

Social Media: @LibertyUtil_NB

Dig Safe: ClickBeforeYouDig.com



Other Information

General Correspondence

Please remember your 12-digit account number on any correspondence to us. Contact us if you have had a change in mailing address or name.

Mail to:

Liberty, 440, chemin Wilsey Road, Suite/pièce 101
Fredericton NB E3B 7G5 Canada

Contact the New Brunswick EUB

Liberty is regulated by the New Brunswick Energy and Utilities Board. For more information, call 866-766-2782 or visit www.nbeub.ca.

Your Consumption

Your meter will measure the volume of natural gas delivered to your property. Your current meter reading (or estimate), minus your previous meter reading equals your volume of gas consumed in cubic metres (or centacubic feet) for the current period.

Liberty will convert the volume consumed into energy consumed using a Gigajoule (GJ) Conversion Factor. This factor represents the average energy content contained in each cubic metre (or centra-cubic feet) of natural gas. The conversion factor used for each bill will be based on the average daily energy content of natural gas received during the billing period.

Estimations

If, for any period, a meter fails to register the quantity of gas supplied, then the quantity supplied during the period will be estimated based on the average daily volume registered by the new meter, or on the quantity of gas previously used during a corresponding period in the previous year.

Privacy

Liberty respects customer privacy. We are committed to maintaining high standards of confidentiality and protection of your personal information. If you have any questions regarding our use of your information, please refer to our privacy policy on our website.

Payment Options

Billing Programs



Pre-authorized Payment or At Your Financial Institution

- Pay your bill automatically
- Pay through your financial institution



Online

www.LibertyEnergyandWater.com



Phone

800-994-2762



Mail Payments

Liberty NB
440, chemin Wilsey Road, Suite/pièce 101
Fredericton NB E3B 7G5 Canada



In Person

Visit LibertyEnergyandWater.com for our office locations or authorized payment centers.

Budget Billing (BBP)/Levelized Budget Billing (LVL)

Allows you to spread out payments over the year, avoiding high and low fluctuations in your monthly bill. The statement will also show the difference between Budget/Levelized Budget Billing and Actual Charges to Date otherwise known as Settlement Amount.

Installment Plan

An extended payment plan where past-due bills may be paid in installments over a specific time period. The statement will also show the remaining Installment Plan amount to be billed.

Account Activity for Your Natural Gas Service from 01/26/2024 - 02/23/2024

Rate: MGS - Mid General Service

Next Scheduled Meter Read Date: 03/27/2024

Point of Delivery ID: 0000000000010406683



Meter Number	Read Type	Service Days	Billing Period	Current	Previous	m ² Used	Pressure Factor	Gigajoule Conversion Factor	GJ
NB3884081	Actual	29	1/26/24 - 2/23/24	139716	135760	3956	1.01250	0.039194	156.99

What am I paying for?

Additional messages

Previous Balance as of 01/31/2024	\$ 4,085.87
Payment(s) Received as of 02/29/2024	\$ -4,085.87
Balance Forward	\$ 0.00

NOTICE: Adjustments to delivery rates for all customer rate classes, approved by the New Brunswick Energy & Utilities Board, took effect January 1, 2023. For more information about rates and how the adjustments may impact your bill, please go to "Rates & Charges" at www.libertyenergyandwater.com.

Current Charges

DELIVERY CHARGES	QUANTITY USED	COST PER GJ		
Customer Charge			\$	50.00
Delivery Charge	100.00 GJ	\$ 10.8792	\$	1,087.92
Delivery Charge	56.99 GJ	\$ 7.9077	\$	450.66
TOTAL DELIVERY CHARGES			\$	1,588.58

GAS CHARGES	QUANTITY USED	COST PER GJ		
Commodity Charge	33.45 GJ	\$ 6.8300	\$	228.46
Commodity Charge	123.54 GJ	\$ 7.5400	\$	931.49
TOTAL GAS CHARGES			\$	1,159.95

MISCELLANEOUS CHARGES AND CREDITS		
Federal Carbon Charge	\$	490.15
TOTAL MISC. CHARGES AND CREDITS	\$	490.15

TAX CHARGES		
HST (R89936 2016 RT0001)	\$	485.80
TOTAL TAX CHARGES	\$	485.80

TOTAL CURRENT CHARGES	\$ 3,724.48
------------------------------	--------------------

Total Amount Due

\$ 3,724.48

PAGE INTENTIONALLY LEFT BLANK

Account Information

Customer Name: TOWN OF SACKVILLE
Service Address: 101 CRESCENT ST, SACKVILLE NB CA E4L 3V2
Account Number: 200002446645



What do I owe?

\$3,047.43

How much did I use?

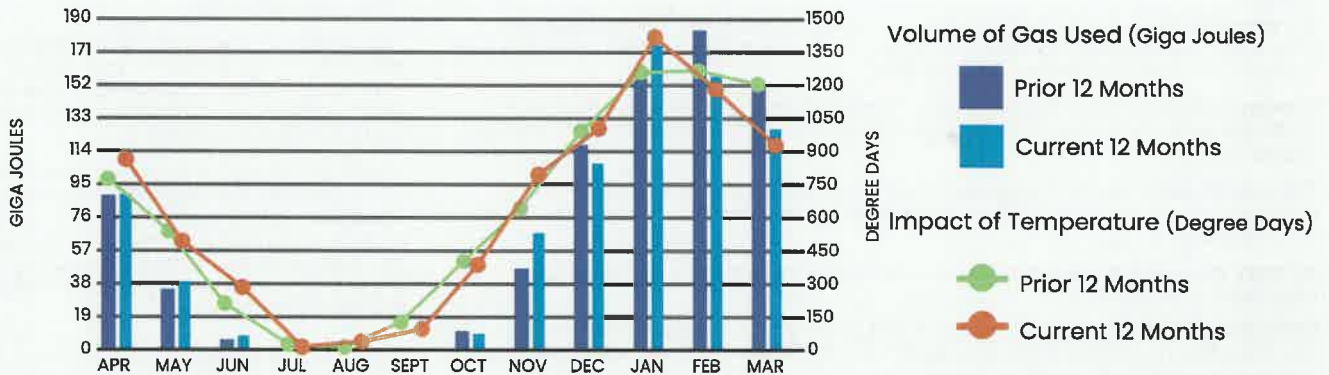
127.42

Giga Joules

When is it due?

Apr 19, 2024

Your Monthly Gas Use At a Glance



Important messages from Liberty

IF YOU SUSPECT A GAS LEAK: LEAVE the area immediately. DO NOT smoke, use a phone or cell phone, turn on/off any lights or appliances or operate any vehicle or equipment that could cause sparks. If you suspect a gas leak, don't wait! Leave the area and call our emergency number at 800-994-2762 or call 9-1-1.

Pay online at LibertyEnergyandWater.com, or return this portion with your payment. Please include your account number on your check and make payable to Liberty Utilities.



LATE PAYMENT FEE:
Payments received after the due date
are subject to a 1.50% fee per month late.

Account Number: 200002446645
Service Address: 101 CRESCENT ST
Bill Date: 28-MAR-2024
Due Date: 19-APR-2024

\$3,047.43

Amount Due

Amount Enclosed

energy and water for life

Go green and sign up for paperless billing today! Online access gives you the ability to make payments, set up autopay and activate useful email or text notifications about your usage.



Understanding Your Bill

For additional information please visit www.LibertyEnergyandWater.com.

Your Monthly Gas Use At a Glance

Cubic Metres (m³) or Centa-cubic Feet (CCF): Unit used to measure the volume of gas you consumed, displayed on your meter.

Degree Day: A measure of coldness based on the extent to which the daily mean temperature falls below 65°F. For example, on a day when the average temperature is 35°F, there would be 30 degree days experienced.

Gigajoule (GJ): A metric energy measure. Cubic metres (or centa-cubic feet) are converted to Gigajoules (GJ) for your natural gas bill. One GJ of natural gas equals approximately 26 litres of fuel oil, 40 litres of propane or 278 kilowatt hours of electricity.

Charges

Commodity Charge: A \$/GJ charge for the natural gas supply that you use. You may have Liberty supply for your gas or you may have a signed contract with an independent licensed Natural Gas Marketer.

Customer Charge: A monthly charge for meter readings, pipeline maintenance, customer support and 24-hour emergency services. (Applicable to all rate classes, except CGS.)

Demand Charge: A \$/GJ charge applicable only to customers in the CGS and ICGS rate classes who enter into an agreement to consume a minimum amount of natural gas every day.

Delivery Charge: A \$/GJ charge for the distribution of natural gas through our pipeline to your property.

Federal Carbon Charge: Government of Canada carbon charge for natural gas and the amount of natural gas you used. For more information visit the Government of Canada website at www.canada.ca

Rate: This code represents the rate used to calculate your bill.

Rate Classes:

SGS Small General Service	CGS Contract General Service
MGS Mid-General Service	ICGS Industrial Contract General Service
LGS Large General Service	OPS Off-Peak Service

Read Type (Actual): If we are unable to read your meter we will estimate your consumption for the month.



Important Information

Customer Service: 800-994-2762

Website: www.LibertyEnergyandWater.com

Emergency: 800-994-2762 option 1

Social Media: @LibertyUtil_NB

Dig Safe: ClickBeforeYouDig.com



Other Information

General Correspondence

Please remember your 12-digit account number on any correspondence to us. Contact us if you have had a change in mailing address or name.

Mail to:

Liberty, 440, chemin Wilsey Road, Suite/pièce 101
Fredericton NB E3B 7G5 Canada

Contact the New Brunswick EUB

Liberty is regulated by the New Brunswick Energy and Utilities Board. For more information, call 866-766-2782 or visit www.nbeub.ca.

Your Consumption

Your meter will measure the volume of natural gas delivered to your property. Your current meter reading (or estimate), minus your previous meter reading equals your volume of gas consumed in cubic metres (or centacubic feet) for the current period.

Liberty will convert the volume consumed into energy consumed using a Gigajoule (GJ) Conversion Factor. This factor represents the average energy content contained in each cubic metre (or centra-cubic feet) of natural gas. The conversion factor used for each bill will be based on the average daily energy content of natural gas received during the billing period.

Estimations

If, for any period, a meter fails to register the quantity of gas supplied, then the quantity supplied during the period will be estimated based on the average daily volume registered by the new meter, or on the quantity of gas previously used during a corresponding period in the previous year.

Privacy

Liberty respects customer privacy. We are committed to maintaining high standards of confidentiality and protection of your personal information. If you have any questions regarding our use of your information, please refer to our privacy policy on our website.

Payment Options

Billing Programs



Pre-authorized Payment or At Your Financial Institution

- Pay your bill automatically
- Pay through your financial institution



Online

www.LibertyEnergyandWater.com



Phone

800-994-2762



Mail Payments

Liberty NB
440, chemin Wilsey Road, Suite/pièce 101
Fredericton NB E3B 7G5 Canada



In Person

Visit LibertyEnergyandWater.com for our office locations or authorized payment centers.

Budget Billing (BBP)/Levelized Budget Billing (LVL)

Allows you to spread out payments over the year, avoiding high and low fluctuations in your monthly bill. The statement will also show the difference between Budget/Levelized Budget Billing and Actual Charges to Date otherwise known as Settlement Amount.

Installment Plan

An extended payment plan where past-due bills may be paid in installments over a specific time period. The statement will also show the remaining Installment Plan amount to be billed.

Account Activity for Your Natural Gas Service from 02/24/2024 - 03/22/2024

Rate: MGS - Mid General Service

Next Scheduled Meter Read Date: 04/25/2024

Point of Delivery ID: 0000000000010406683



Meter Number	Read Type	Service Days	Billing Period	Current	Previous	m ² Used	Pressure Factor	Gigajoule Conversion Factor	GJ
NB3884081	Actual	28	2/24/24 - 3/22/24	142956	139716	3240	1.01250	0.038842	127.42

What am I paying for?

Additional messages

Previous Balance as of 02/29/2024	\$ 3,724.48
Payment(s) Received as of 03/28/2024	\$ -3,724.48
Balance Forward	\$ 0.00

Current Charges

DELIVERY CHARGES	QUANTITY USED	COST PER GJ		
Customer Charge			\$	50.00
Delivery Charge	100.00 GJ	\$ 10.8792	\$	1,087.92
Delivery Charge	27.42 GJ	\$ 7.9077	\$	216.83
TOTAL DELIVERY CHARGES			\$	1,354.75

GAS CHARGES	QUANTITY USED	COST PER GJ		
Commodity Charge	30.32 GJ	\$ 7.5400	\$	228.61
Commodity Charge	97.10 GJ	\$ 6.8500	\$	665.14
TOTAL GAS CHARGES			\$	893.75

MISCELLANEOUS CHARGES AND CREDITS		
Federal Carbon Charge	\$	401.44
TOTAL MISC. CHARGES AND CREDITS	\$	401.44

TAX CHARGES		
HST (R89936 2016 RT0001)	\$	397.49
TOTAL TAX CHARGES	\$	397.49

TOTAL CURRENT CHARGES	\$ 3,047.43
------------------------------	--------------------

Total Amount Due

\$ 3,047.43

PAGE INTENTIONALLY LEFT BLANK

Account Information

Customer Name: TOWN OF SACKVILLE
Service Address: 101 CRESCENT ST, SACKVILLE NB CA E4L 3V2
Account Number: 200002446645



What do I owe?

\$2,191.80

How much did I use?

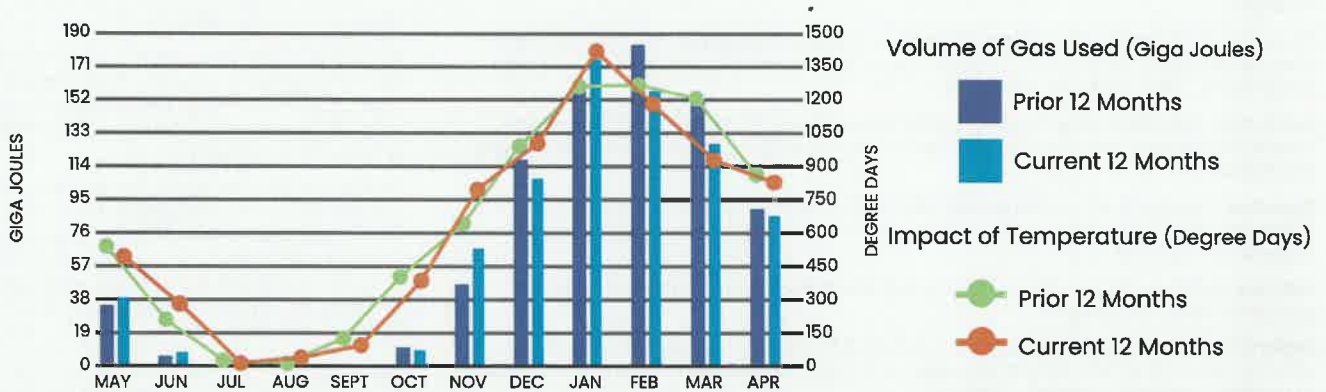
85.66

Giga Joules

When is it due?

May 20, 2024

Your Monthly Gas Use At a Glance



Important messages from Liberty

IF YOU SUSPECT A GAS LEAK: LEAVE the area immediately. DO NOT smoke, use a phone or cell phone, turn on/off any lights or appliances or operate any vehicle or equipment that could cause sparks. If you suspect a gas leak, don't wait! Leave the area and call our emergency number at 800-994-2762 or call 9-1-1.

Pay online at LibertyEnergyandWater.com, or return this portion with your payment. Please include your account number on your check and make payable to Liberty Utilities.



LATE PAYMENT FEE:
Payments received after the due date
are subject to a 1.50% fee per month late.

Account Number: 200002446645
Service Address: 101 CRESCENT ST
Bill Date: 26-APR-2024
Due Date: 20-MAY-2024

\$2,191.80

Amount Due

Amount Enclosed

energy and water for life

Go green and sign up for paperless billing today! Online access gives you the ability to make payments, set up autopay and activate useful email or text notifications about your usage.



Understanding Your Bill

For additional information please visit www.LibertyEnergyandWater.com.

Your Monthly Gas Use At a Glance

Cubic Metres (m³) or Centa-cubic Feet (CCF): Unit used to measure the volume of gas you consumed, displayed on your meter.

Degree Day: A measure of coldness based on the extent to which the daily mean temperature falls below 65°F. For example, on a day when the average temperature is 35°F, there would be 30 degree days experienced.

Gigajoule (GJ): A metric energy measure. Cubic metres (or centa-cubic feet) are converted to Gigajoules (GJ) for your natural gas bill. One GJ of natural gas equals approximately 26 litres of fuel oil, 40 litres of propane or 278 kilowatt hours of electricity.

Charges

Commodity Charge: A \$/GJ charge for the natural gas supply that you use. You may have Liberty supply for your gas or you may have a signed contract with an independent licensed Natural Gas Marketer.

Customer Charge: A monthly charge for meter readings, pipeline maintenance, customer support and 24-hour emergency services. (Applicable to all rate classes, except CGS.)

Demand Charge: A \$/GJ charge applicable only to customers in the CGS and ICGS rate classes who enter into an agreement to consume a minimum amount of natural gas every day.

Delivery Charge: A \$/GJ charge for the distribution of natural gas through our pipeline to your property.

Federal Carbon Charge: Government of Canada carbon charge for natural gas and the amount of natural gas you used. For more information visit the Government of Canada website at www.canada.ca

Rate: This code represents the rate used to calculate your bill.

Rate Classes:

SGS Small General Service	CGS Contract General Service
MGS Mid-General Service	ICGS Industrial Contract General Service
LGS Large General Service	OPS Off-Peak Service

Read Type (Actual): If we are unable to read your meter we will estimate your consumption for the month.



Important Information

Customer Service: 800-994-2762

Website: www.LibertyEnergyandWater.com

Emergency: 800-994-2762 option 1

Social Media: @LibertyUtil_NB

Dig Safe: ClickBeforeYouDig.com



Other Information

General Correspondence

Please remember your 12-digit account number on any correspondence to us. Contact us if you have had a change in mailing address or name.

Mail to:

Liberty, 440, chemin Wilsey Road, Suite/pièce 101
Fredericton NB E3B 7G5 Canada

Contact the New Brunswick EUB

Liberty is regulated by the New Brunswick Energy and Utilities Board. For more information, call 866-766-2782 or visit www.nbeub.ca.

Your Consumption

Your meter will measure the volume of natural gas delivered to your property. Your current meter reading (or estimate), minus your previous meter reading equals your volume of gas consumed in cubic metres (or centacubic feet) for the current period.

Liberty will convert the volume consumed into energy consumed using a Gigajoule (GJ) Conversion Factor. This factor represents the average energy content contained in each cubic metre (or centra-cubic feet) of natural gas. The conversion factor used for each bill will be based on the average daily energy content of natural gas received during the billing period.

Estimations

If, for any period, a meter fails to register the quantity of gas supplied, then the quantity supplied during the period will be estimated based on the average daily volume registered by the new meter, or on the quantity of gas previously used during a corresponding period in the previous year.

Privacy

Liberty respects customer privacy. We are committed to maintaining high standards of confidentiality and protection of your personal information. If you have any questions regarding our use of your information, please refer to our privacy policy on our website.

Payment Options

Billing Programs



Pre-authorized Payment or At Your Financial Institution

- Pay your bill automatically
- Pay through your financial institution



Online

www.LibertyEnergyandWater.com



Phone

800-994-2762



Mail Payments

Liberty NB
440, chemin Wilsey Road, Suite/pièce 101
Fredericton NB E3B 7G5 Canada



In Person

Visit LibertyEnergyandWater.com for our office locations or authorized payment centers.

Budget Billing (BBP)/Levelized Budget Billing (LVL)

Allows you to spread out payments over the year, avoiding high and low fluctuations in your monthly bill. The statement will also show the difference between Budget/Levelized Budget Billing and Actual Charges to Date otherwise known as Settlement Amount.

Installment Plan

An extended payment plan where past-due bills may be paid in installments over a specific time period. The statement will also show the remaining Installment Plan amount to be billed.

Account Activity for Your Natural Gas Service from 03/23/2024 - 04/23/2024

Rate: MGS - Mid General Service

Next Scheduled Meter Read Date: 05/28/2024

Point of Delivery ID: 00000000000010406683



Meter Number	Read Type	Service Days	Billing Period	Current	Previous	m ³ Used	Pressure Factor	Gigajoule Conversion Factor	GJ
NB3884081	Actual	32	3/23/24 - 4/23/24	145133	142956	2177	1.01250	0.038860	85.66

What am I paying for?

Additional messages

Previous Balance as of 03/28/2024	\$ 3,047.43
Payment(s) Received as of 04/26/2024	\$ -3,047.43
Balance Forward	\$ 0.00

CLICK OR CALL BEFORE YOU DIG! Play it safe. Visit ClickBeforeYouDig.com or call 1-866-344-5463 for a free utility line locate.

Current Charges

DELIVERY CHARGES	QUANTITY USED	COST PER GJ		
Customer Charge			\$	50.00
Delivery Charge	85.66 GJ	\$ 10.8792	\$	931.91
TOTAL DELIVERY CHARGES			\$	981.91

GAS CHARGES	QUANTITY USED	COST PER GJ		
Commodity Charge	27.50 GJ	\$ 6.8500	\$	188.38
Commodity Charge	58.16 GJ	\$ 6.6000	\$	383.86
TOTAL GAS CHARGES			\$	572.24

MISCELLANEOUS CHARGES AND CREDITS		
Federal Carbon Charge	\$	312.01
Late Fee	\$	45.71
TOTAL MISC. CHARGES AND CREDITS	\$	357.72

TAX CHARGES		
HST (R89936 2016 RT0001)	\$	279.93
TOTAL TAX CHARGES	\$	279.93

TOTAL CURRENT CHARGES	\$ 2,191.80
------------------------------	--------------------

Total Amount Due

\$ 2,191.80

PAGE INTENTIONALLY LEFT BLANK

Account Information

Customer Name: TOWN OF SACKVILLE
Service Address: 101 CRESCENT ST, SACKVILLE NB CA E4L 3V2
Account Number: 200002446645



What do I owe?

\$1,015.65

How much did I use?

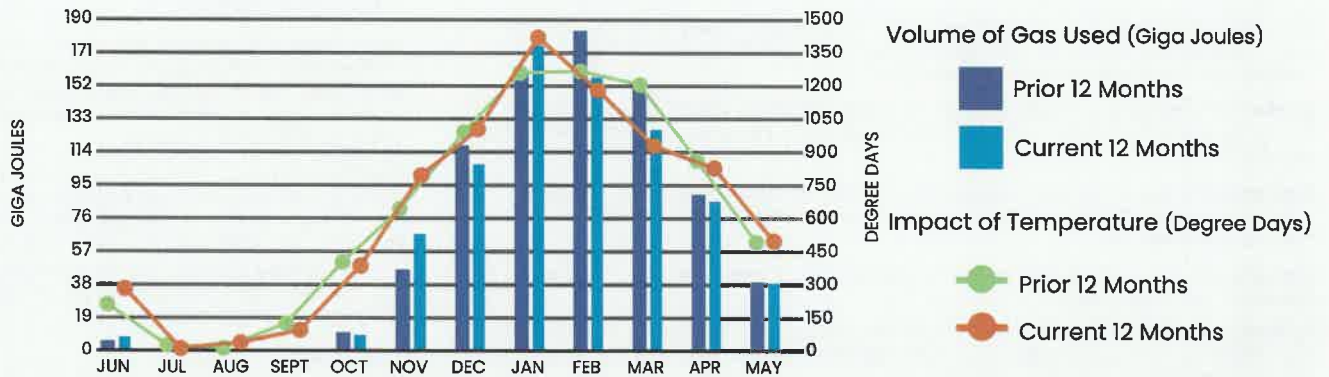
39.02

Giga Joules

When is it due?

Jun 20, 2024

Your Monthly Gas Use At a Glance



Important messages from Liberty

- !** **IF YOU SUSPECT A GAS LEAK:** LEAVE the area immediately. DO NOT smoke, use a phone or cell phone, turn on/off any lights or appliances or operate any vehicle or equipment that could cause sparks. If you suspect a gas leak, don't wait! Leave the area and call our emergency number at 800-994-2762 or call 9-1-1.

Pay online at LibertyEnergyandWater.com, or return this portion with your payment. Please include your account number on your check and make payable to Liberty Utilities.



LATE PAYMENT FEE:
Payments received after the due date
are subject to a 1.50% fee per month late.

Account Number: 200002446645
Service Address: 101 CRESCENT ST
Bill Date: 29-MAY-2024
Due Date: 20-JUN-2024

\$1,015.65

Amount Due

Amount Enclosed

energy and water for life

Go green and sign up for paperless billing today! Online access gives you the ability to make payments, set up autopay and activate useful email or text notifications about your usage.



Understanding Your Bill

For additional information please visit www.LibertyEnergyandWater.com.

Your Monthly Gas Use At a Glance

Cubic Metres (m³) or Centa-cubic Feet (CCF): Unit used to measure the volume of gas you consumed, displayed on your meter.

Degree Day: A measure of coldness based on the extent to which the daily mean temperature falls below 65°F. For example, on a day when the average temperature is 35°F, there would be 30 degree days experienced.

Gigajoule (GJ): A metric energy measure. Cubic metres (or centa-cubic feet) are converted to Gigajoules (GJ) for your natural gas bill. One GJ of natural gas equals approximately 26 litres of fuel oil, 40 litres of propane or 278 kilowatt hours of electricity.

Charges

Commodity Charge: A \$/GJ charge for the natural gas supply that you use. You may have Liberty supply for your gas or you may have a signed contract with an independent licensed Natural Gas Marketer.

Customer Charge: A monthly charge for meter readings, pipeline maintenance, customer support and 24-hour emergency services. (Applicable to all rate classes, except CGS.)

Demand Charge: A \$/GJ charge applicable only to customers in the CGS and ICGS rate classes who enter into an agreement to consume a minimum amount of natural gas every day.

Delivery Charge: A \$/GJ charge for the distribution of natural gas through our pipeline to your property.

Federal Carbon Charge: Government of Canada carbon charge for natural gas and the amount of natural gas you used. For more information visit the Government of Canada website at www.canada.ca

Rate: This code represents the rate used to calculate your bill.

Rate Classes:

SGS Small General Service	CGS Contract General Service
MGS Mid-General Service	ICGS Industrial Contract General Service
LGS Large General Service	OPS Off-Peak Service

Read Type (Actual): If we are unable to read your meter we will estimate your consumption for the month.



Important Information

Customer Service: 800-994-2762

Website: www.LibertyEnergyandWater.com

Emergency: 800-994-2762 option 1

Social Media: @LibertyUtil_NB

Dig Safe: ClickBeforeYouDig.com



Other Information

General Correspondence

Please remember your 12-digit account number on any correspondence to us. Contact us if you have had a change in mailing address or name.

Mail to:

Liberty, 440, chemin Wilsey Road, Suite/pièce 101
Fredericton NB E3B 7G5 Canada

Contact the New Brunswick EUB

Liberty is regulated by the New Brunswick Energy and Utilities Board. For more information, call 866-766-2782 or visit www.nbeub.ca.

Your Consumption

Your meter will measure the volume of natural gas delivered to your property. Your current meter reading (or estimate), minus your previous meter reading equals your volume of gas consumed in cubic metres (or centacubic feet) for the current period.

Liberty will convert the volume consumed into energy consumed using a Gigajoule (GJ) Conversion Factor. This factor represents the average energy content contained in each cubic metre (or centra-cubic feet) of natural gas. The conversion factor used for each bill will be based on the average daily energy content of natural gas received during the billing period.

Estimations

If, for any period, a meter fails to register the quantity of gas supplied, then the quantity supplied during the period will be estimated based on the average daily volume registered by the new meter, or on the quantity of gas previously used during a corresponding period in the previous year.

Privacy

Liberty respects customer privacy. We are committed to maintaining high standards of confidentiality and protection of your personal information. If you have any questions regarding our use of your information, please refer to our privacy policy on our website.

Payment Options

Billing Programs



Pre-authorized Payment or At Your Financial Institution

- Pay your bill automatically
- Pay through your financial institution



Online

www.LibertyEnergyandWater.com



Phone

800-994-2762



Mail Payments

Liberty NB
440, chemin Wilsey Road, Suite/pièce 101
Fredericton NB E3B 7G5 Canada



In Person

Visit LibertyEnergyandWater.com for our office locations or authorized payment centers.

Budget Billing (BBP)/Levelized Budget Billing (LVL)

Allows you to spread out payments over the year, avoiding high and low fluctuations in your monthly bill. The statement will also show the difference between Budget/Levelized Budget Billing and Actual Charges to Date otherwise known as Settlement Amount.

Installment Plan

An extended payment plan where past-due bills may be paid in installments over a specific time period. The statement will also show the remaining Installment Plan amount to be billed.

Account Activity for Your Natural Gas Service from 04/24/2024 - 05/23/2024

Rate: MGS - Mid General Service

Next Scheduled Meter Read Date: 06/27/2024

Point of Delivery ID: 0000000000010406683



Meter Number	Read Type	Service Days	Billing Period	Current	Previous	m ³ Used	Pressure Factor	Gigajoule Conversion Factor	GJ
NB3884081	Actual	30	4/24/24 - 5/23/24	146124	145133	991	1.01250	0.038892	39.02

What am I paying for?

Additional messages

Previous Balance as of 04/26/2024	\$ 2,191.80
Payment(s) Received as of 05/29/2024	\$ -2,191.80
Balance Forward	\$ 0.00

Current Charges

DELIVERY CHARGES	QUANTITY USED	COST PER GJ	
Customer Charge			\$ 50.00
Delivery Charge	39.02 GJ	\$ 10.8792	\$ 424.51
TOTAL DELIVERY CHARGES			\$ 474.51
GAS CHARGES	QUANTITY USED	COST PER GJ	
Commodity Charge	39.02 GJ	\$ 6.6000	\$ 257.53
TOTAL GAS CHARGES			\$ 257.53
MISCELLANEOUS CHARGES AND CREDITS			
Federal Carbon Charge			\$ 151.13
TOTAL MISC. CHARGES AND CREDITS			\$ 151.13
TAX CHARGES			
HST (R89936 2016 RT0001)			\$ 132.48
TOTAL TAX CHARGES			\$ 132.48
TOTAL CURRENT CHARGES			\$ 1,015.65

Total Amount Due

\$ 1,015.65

PAGE INTENTIONALLY LEFT BLANK

Account Information

Customer Name: TOWN OF SACKVILLE
Service Address: 101 CRESCENT ST, SACKVILLE NB CA E4L 3V2
Account Number: 200002446645



What do I owe?

\$242.34

How much did I use?

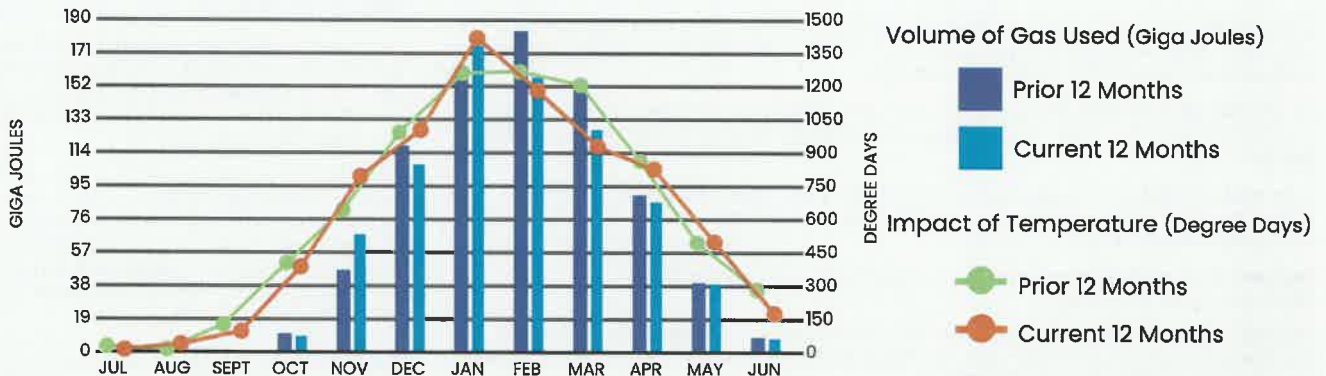
7.61

Giga Joules

When is it due?

Jul 22, 2024

Your Monthly Gas Use At a Glance



Important messages from Liberty

- IF YOU SUSPECT A GAS LEAK:** LEAVE the area immediately. DO NOT smoke, use a phone or cell phone, turn on/off any lights or appliances or operate any vehicle or equipment that could cause sparks. If you suspect a gas leak, don't wait! Leave the area and call our emergency number at 800-994-2762 or call 9-1-1.

Pay online at LibertyEnergyandWater.com, or return this portion with your payment. Please include your account number on your check and make payable to Liberty Utilities.



LATE PAYMENT FEE:
Payments received after the due date
are subject to a 1.50% fee per month late.

Account Number: 200002446645
Service Address: 101 CRESCENT ST
Bill Date: 28-JUN-2024
Due Date: 22-JUL-2024

\$242.34

Amount Due

Amount Enclosed

energy and water for life

Go green and sign up for paperless billing today! Online access gives you the ability to make payments, set up autopay and activate useful email or text notifications about your usage.



Understanding Your Bill

For additional information please visit www.LibertyEnergyandWater.com.

Your Monthly Gas Use At a Glance

Cubic Metres (m³) or Centa-cubic Feet (CCF): Unit used to measure the volume of gas you consumed, displayed on your meter.

Degree Day: A measure of coldness based on the extent to which the daily mean temperature falls below 65°F. For example, on a day when the average temperature is 35°F, there would be 30 degree days experienced.

Gigajoule (GJ): A metric energy measure. Cubic metres (or centa-cubic feet) are converted to Gigajoules (GJ) for your natural gas bill. One GJ of natural gas equals approximately 26 litres of fuel oil, 40 litres of propane or 278 kilowatt hours of electricity.

Charges

Commodity Charge: A \$/GJ charge for the natural gas supply that you use. You may have Liberty supply for your gas or you may have a signed contract with an independent licensed Natural Gas Marketer.

Customer Charge: A monthly charge for meter readings, pipeline maintenance, customer support and 24-hour emergency services. (Applicable to all rate classes, except CGS.)

Demand Charge: A \$/GJ charge applicable only to customers in the CGS and ICGS rate classes who enter into an agreement to consume a minimum amount of natural gas every day.

Delivery Charge: A \$/GJ charge for the distribution of natural gas through our pipeline to your property.

Federal Carbon Charge: Government of Canada carbon charge for natural gas and the amount of natural gas you used. For more information visit the Government of Canada website at www.canada.ca

Rate: This code represents the rate used to calculate your bill.

Rate Classes:

SGS Small General Service	CGS Contract General Service
MGS Mid-General Service	ICGS Industrial Contract General Service
LGS Large General Service	OPS Off-Peak Service

Read Type (Actual): If we are unable to read your meter we will estimate your consumption for the month.



Important Information

Customer Service: 800-994-2762

Website: www.LibertyEnergyandWater.com

Emergency: 800-994-2762 option 1

Social Media: @LibertyUtil_NB

Dig Safe: ClickBeforeYouDig.com



Other Information

General Correspondence

Please remember your 12-digit account number on any correspondence to us. Contact us if you have had a change in mailing address or name.

Mail to:

Liberty, 440, chemin Wilsey Road, Suite/pièce 101
Fredericton NB E3B 7G5 Canada

Contact the New Brunswick EUB

Liberty is regulated by the New Brunswick Energy and Utilities Board. For more information, call 866-766-2782 or visit www.nbeub.ca.

Your Consumption

Your meter will measure the volume of natural gas delivered to your property. Your current meter reading (or estimate), minus your previous meter reading equals your volume of gas consumed in cubic metres (or centacubic feet) for the current period.

Liberty will convert the volume consumed into energy consumed using a Gigajoule (GJ) Conversion Factor. This factor represents the average energy content contained in each cubic metre (or centra-cubic feet) of natural gas. The conversion factor used for each bill will be based on the average daily energy content of natural gas received during the billing period.

Estimations

If, for any period, a meter fails to register the quantity of gas supplied, then the quantity supplied during the period will be estimated based on the average daily volume registered by the new meter, or on the quantity of gas previously used during a corresponding period in the previous year.

Privacy

Liberty respects customer privacy. We are committed to maintaining high standards of confidentiality and protection of your personal information. If you have any questions regarding our use of your information, please refer to our privacy policy on our website.

Payment Options

Billing Programs



Pre-authorized Payment or At Your Financial Institution

- Pay your bill automatically
- Pay through your financial institution



Online

www.LibertyEnergyandWater.com



Phone

800-994-2762



Mail Payments

Liberty NB
440, chemin Wilsey Road, Suite/pièce 101
Fredericton NB E3B 7G5 Canada



In Person

Visit LibertyEnergyandWater.com for our office locations or authorized payment centers.

Budget Billing (BBP)/Levelized Budget Billing (LVL)

Allows you to spread out payments over the year, avoiding high and low fluctuations in your monthly bill. The statement will also show the difference between Budget/Levelized Budget Billing and Actual Charges to Date otherwise known as Settlement Amount.

Installment Plan

An extended payment plan where past-due bills may be paid in installments over a specific time period. The statement will also show the remaining Installment Plan amount to be billed.

Account Activity for Your Natural Gas Service from 05/24/2024 - 06/25/2024

Rate: MGS - Mid General Service

Next Scheduled Meter Read Date: 07/26/2024

Point of Delivery ID: 0000000000010406683



Meter Number	Read Type	Service Days	Billing Period	Current	Previous	m ³ Used	Pressure Factor	Gigajoule Conversion Factor	GJ
NB3884081	Actual	33	5/24/24 - 6/25/24	146318	146124	194	1.01250	0.038745	7.61

What am I paying for?

Additional messages

Previous Balance as of 05/29/2024	\$ 1,015.65
Payment(s) Received as of 06/28/2024	\$ -1,015.65
Balance Forward	\$ 0.00

We want to hear from you! Visit libertyenergyandwater.com to learn how you can be part of Liberty Listens, our new customer feedback panel.

Current Charges

DELIVERY CHARGES	QUANTITY USED	COST PER GJ	
Customer Charge			\$ 50.00
Delivery Charge	7.61 GJ	\$ 10.8792	\$ 82.79
TOTAL DELIVERY CHARGES			\$ 132.79

GAS CHARGES	QUANTITY USED	COST PER GJ	
Commodity Charge	0.90 GJ	\$ 6.6000	\$ 5.94
Commodity Charge	6.71 GJ	\$ 6.3200	\$ 42.41
TOTAL GAS CHARGES			\$ 48.35

MISCELLANEOUS CHARGES AND CREDITS	
Federal Carbon Charge	\$ 29.59
TOTAL MISC. CHARGES AND CREDITS	\$ 29.59

TAX CHARGES	
HST (R89936 2016 RT0001)	\$ 31.61
TOTAL TAX CHARGES	\$ 31.61

TOTAL CURRENT CHARGES	\$ 242.34
------------------------------	------------------

Total Amount Due \$ 242.34

PAGE INTENTIONALLY LEFT BLANK

Account Information

Customer Name: TOWN OF SACKVILLE
Service Address: 101 CRESCENT ST, SACKVILLE NB CA E4L 3V2
Account Number: 200002446645



What do I owe?

\$68.75

How much did I use?

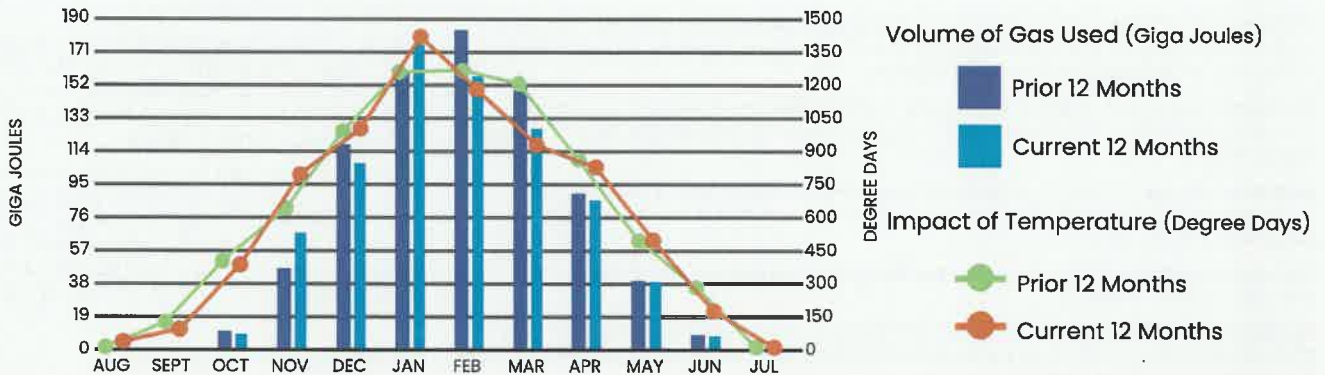
0.31

Giga Joules

When is it due?

Aug 22, 2024

Your Monthly Gas Use At a Glance



Important messages from Liberty

! IF YOU SUSPECT A GAS LEAK: LEAVE the area immediately. DO NOT smoke, use a phone or cell phone, turn on/off any lights or appliances or operate any vehicle or equipment that could cause sparks. If you suspect a gas leak, don't wait! Leave the area and call our emergency number at 800-994-2762 or call 9-1-1.

energy and water for life

Pay online at LibertyEnergyandWater.com, or return this portion with your payment. Please include your account number on your check and make payable to Liberty Utilities.



LATE PAYMENT FEE:
Payments received after the due date
are subject to a 1.50% fee per month late.

Account Number: 200002446645
Service Address: 101 CRESCENT ST
Bill Date: 31-JUL-2024
Due Date: 22-AUG-2024

\$68.75
Amount Due

Amount Enclosed

Go green and sign up for paperless billing today! Online access gives you the ability to make payments, set up autopay and activate useful email or text notifications about your usage.



Understanding Your Bill

For additional information please visit www.LibertyEnergyandWater.com.

Your Monthly Gas Use At a Glance

Cubic Metres (m³) or Centa-cubic Feet (CCF): Unit used to measure the volume of gas you consumed, displayed on your meter.

Degree Day: A measure of coldness based on the extent to which the daily mean temperature falls below 65°F. For example, on a day when the average temperature is 35°F, there would be 30 degree days experienced.

Gigajoule (GJ): A metric energy measure. Cubic metres (or centa-cubic feet) are converted to Gigajoules (GJ) for your natural gas bill. One GJ of natural gas equals approximately 26 litres of fuel oil, 40 litres of propane or 278 kilowatt hours of electricity.

Charges

Commodity Charge: A \$/GJ charge for the natural gas supply that you use. You may have Liberty supply for your gas or you may have a signed contract with an independent licensed Natural Gas Marketer.

Customer Charge: A monthly charge for meter readings, pipeline maintenance, customer support and 24-hour emergency services. (Applicable to all rate classes, except CGS.)

Demand Charge: A \$/GJ charge applicable only to customers in the CGS and ICGS rate classes who enter into an agreement to consume a minimum amount of natural gas every day.

Delivery Charge: A \$/GJ charge for the distribution of natural gas through our pipeline to your property.

Federal Carbon Charge: Government of Canada carbon charge for natural gas and the amount of natural gas you used. For more information visit the Government of Canada website at www.canada.ca

Rate: This code represents the rate used to calculate your bill.

Rate Classes:

SGS Small General Service	CGS Contract General Service
MGS Mid-General Service	ICGS Industrial Contract General Service
LGS Large General Service	OPS Off-Peak Service

Read Type (Actual): If we are unable to read your meter we will estimate your consumption for the month.



Important Information

Customer Service: 800-994-2762

Website: www.LibertyEnergyandWater.com

Emergency: 800-994-2762 option 1

Social Media: @LibertyUtil_NB

Dig Safe: ClickBeforeYouDig.com



Other Information

General Correspondence

Please remember your 12-digit account number on any correspondence to us. Contact us if you have had a change in mailing address or name.

Mail to:

Liberty, 440, chemin Wilsey Road, Suite/pièce 101
Fredericton NB E3B 7G5 Canada

Contact the New Brunswick EUB

Liberty is regulated by the New Brunswick Energy and Utilities Board. For more information, call 866-766-2782 or visit www.nbeub.ca.

Your Consumption

Your meter will measure the volume of natural gas delivered to your property. Your current meter reading (or estimate), minus your previous meter reading equals your volume of gas consumed in cubic metres (or centacubic feet) for the current period.

Liberty will convert the volume consumed into energy consumed using a Gigajoule (GJ) Conversion Factor. This factor represents the average energy content contained in each cubic metre (or centra-cubic feet) of natural gas. The conversion factor used for each bill will be based on the average daily energy content of natural gas received during the billing period.

Estimations

If, for any period, a meter fails to register the quantity of gas supplied, then the quantity supplied during the period will be estimated based on the average daily volume registered by the new meter, or on the quantity of gas previously used during a corresponding period in the previous year.

Privacy

Liberty respects customer privacy. We are committed to maintaining high standards of confidentiality and protection of your personal information. If you have any questions regarding our use of your information, please refer to our privacy policy on our website.

Payment Options

Billing Programs



Pre-authorized Payment or At Your Financial Institution

- Pay your bill automatically
- Pay through your financial institution



Online

www.LibertyEnergyandWater.com



Phone

800-994-2762



Mail Payments

Liberty
440, chemin Wilsey Road, Suite/pièce 101
Fredericton NB E3B 7G5 Canada



In Person

Visit LibertyEnergyandWater.com for our office locations or authorized payment centers.

Budget Billing (BBP)/Levelized Budget Billing (LVL)

Allows you to spread out payments over the year, avoiding high and low fluctuations in your monthly bill. The statement will also show the difference between Budget/Levelized Budget Billing and Actual Charges to Date otherwise known as Settlement Amount.

Installment Plan

An extended payment plan where past-due bills may be paid in installments over a specific time period. The statement will also show the remaining Installment Plan amount to be billed.

Account Activity for Your Natural Gas Service from 06/26/2024 - 07/25/2024

Rate: MGS - Mid General Service

Next Scheduled Meter Read Date: 08/28/2024

Point of Delivery ID: 0000000000010406683



Meter Number	Read Type	Service Days	Billing Period	Current	Previous	m ² Used	Pressure Factor	Gigajoule Conversion Factor	GJ
NB3884081	Actual	30	6/26/24 - 7/25/24	146326	146318	8	1.01250	0.038564	0.31

What am I paying for?

Additional messages

Previous Balance as of 06/28/2024	\$	242.34
Payment(s) Received as of 07/31/2024	\$	-242.34
Balance Forward	\$	0.00

NOTICE: Starting July 1, 2023, the federal government's carbon pollution pricing system, commonly referred to as a "carbon tax", will be applied to all fossil fuels in New Brunswick including natural gas. The federal government will be responsible for redistributing the collected revenues to residents through quarterly Climate Action Incentive (CAI) payments. For more information, please visit libertyenergyandwater.com.

Current Charges

DELIVERY CHARGES	QUANTITY USED	COST PER GJ		
Customer Charge			\$	50.00
Delivery Charge	0.31 GJ	\$ 10.8792	\$	3.37
TOTAL DELIVERY CHARGES			\$	53.37

GAS CHARGES	QUANTITY USED	COST PER GJ		
Commodity Charge	0.04 GJ	\$ 6.3200	\$	0.25
Commodity Charge	0.27 GJ	\$ 6.5900	\$	1.78
TOTAL GAS CHARGES			\$	2.03

MISCELLANEOUS CHARGES AND CREDITS		
Federal Carbon Charge	\$	1.22
Late Fee	\$	3.64
TOTAL MISC. CHARGES AND CREDITS	\$	4.86

TAX CHARGES		
HST (R89936 2016 RT0001)	\$	8.49
TOTAL TAX CHARGES	\$	8.49

TOTAL CURRENT CHARGES	\$	68.75
------------------------------	----	--------------

Total Amount Due \$ **68.75**

Account Information

Customer Name: TOWN OF SACKVILLE
Service Address: 101 CRESCENT ST, SACKVILLE NB CA E4L 3V2
Account Number: 200002446645



What do I owe?

\$127.28

How much did I use?

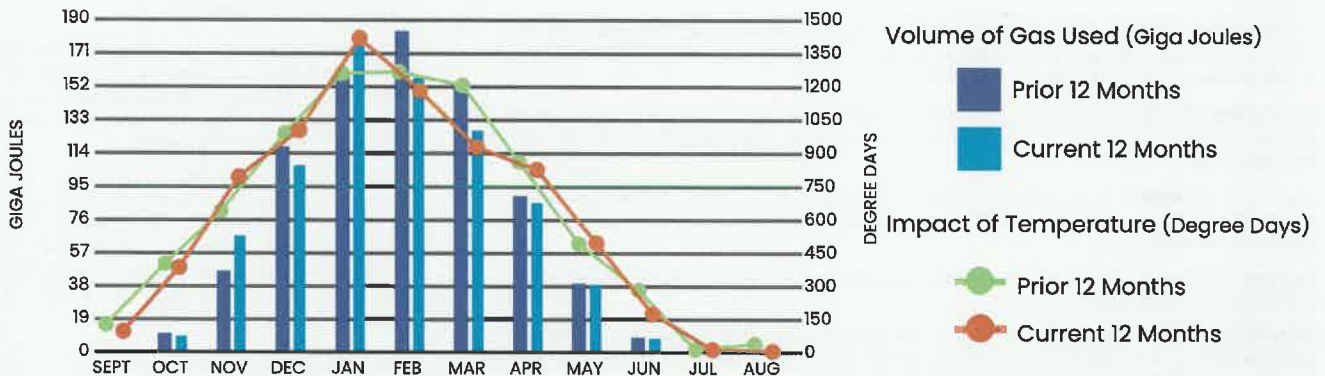
0.00

Giga Joules

When is it due?

Sep 23, 2024

Your Monthly Gas Use At a Glance



Important messages from Liberty

! IF YOU SUSPECT A GAS LEAK: LEAVE the area immediately. DO NOT smoke, use a phone or cell phone, turn on/off any lights or appliances or operate any vehicle or equipment that could cause sparks. If you suspect a gas leak, don't wait! Leave the area and call our emergency number at 800-994-2762 or call 9-1-1.

Pay online at LibertyEnergyandWater.com, or return this portion with your payment. Please include your account number on your check and make payable to Liberty Utilities.



LATE PAYMENT FEE:
Payments received after the due date
are subject to a 1.50% fee per month late.

Account Number: 200002446645
Service Address: 101 CRESCENT ST
Bill Date: 30-AUG-2024
Due Date: 23-SEPT-2024

\$127.28

Amount Due

Amount Enclosed

energy and water for life

Go green and sign up for paperless billing today! Online access gives you the ability to make payments, set up autopsy and activate useful email or text notifications about your usage.



Understanding Your Bill

For additional information please visit www.LibertyEnergyandWater.com.

Your Monthly Gas Use At a Glance

Cubic Metres (m³) or Centa-cubic Feet (CCF): Unit used to measure the volume of gas you consumed, displayed on your meter.

Degree Day: A measure of coldness based on the extent to which the daily mean temperature falls below 65°F. For example, on a day when the average temperature is 35°F, there would be 30 degree days experienced.

Gigajoule (GJ): A metric energy measure. Cubic metres (or centa-cubic feet) are converted to Gigajoules (GJ) for your natural gas bill. One GJ of natural gas equals approximately 26 litres of fuel oil, 40 litres of propane or 278 kilowatt hours of electricity.

Charges

Commodity Charge: A \$/GJ charge for the natural gas supply that you use. You may have Liberty supply for your gas or you may have a signed contract with an independent licensed Natural Gas Marketer.

Customer Charge: A monthly charge for meter readings, pipeline maintenance, customer support and 24-hour emergency services. (Applicable to all rate classes, except CGS.)

Demand Charge: A \$/GJ charge applicable only to customers in the CGS and ICGS rate classes who enter into an agreement to consume a minimum amount of natural gas every day.

Delivery Charge: A \$/GJ charge for the distribution of natural gas through our pipeline to your property.

Federal Carbon Charge: Government of Canada carbon charge for natural gas and the amount of natural gas you used. For more information visit the Government of Canada website at www.canada.ca

Rate: This code represents the rate used to calculate your bill.

Rate Classes:

SGS Small General Service	CGS Contract General Service
MGS Mid-General Service	ICGS Industrial Contract General Service
LGS Large General Service	OPS Off-Peak Service

Read Type (Actual): If we are unable to read your meter we will estimate your consumption for the month.



Important Information

Customer Service: 800-994-2762

Website: www.LibertyEnergyandWater.com

Emergency: 800-994-2762 option 1

Social Media: @LibertyUtil_NB

Dig Safe: ClickBeforeYouDig.com



Other Information

General Correspondence

Please remember your 12-digit account number on any correspondence to us. Contact us if you have had a change in mailing address or name.

Mail to:

Liberty, 440, chemin Wilsey Road, Suite/pièce 101
Fredericton NB E3B 7G5 Canada

Contact the New Brunswick EUB

Liberty is regulated by the New Brunswick Energy and Utilities Board. For more information, call 866-766-2782 or visit www.nbeub.ca.

Your Consumption

Your meter will measure the volume of natural gas delivered to your property. Your current meter reading (or estimate), minus your previous meter reading equals your volume of gas consumed in cubic metres (or centacubic feet) for the current period.

Liberty will convert the volume consumed into energy consumed using a Gigajoule (GJ) Conversion Factor. This factor represents the average energy content contained in each cubic metre (or centra-cubic feet) of natural gas. The conversion factor used for each bill will be based on the average daily energy content of natural gas received during the billing period.

Estimations

If, for any period, a meter fails to register the quantity of gas supplied, then the quantity supplied during the period will be estimated based on the average daily volume registered by the new meter, or on the quantity of gas previously used during a corresponding period in the previous year.

Privacy

Liberty respects customer privacy. We are committed to maintaining high standards of confidentiality and protection of your personal information. If you have any questions regarding our use of your information, please refer to our privacy policy on our website.

Payment Options



Pre-authorized Payment or At Your Financial Institution

- Pay your bill automatically
- Pay through your financial institution



Online

www.LibertyEnergyandWater.com



Phone

800-994-2762



Mail Payments

Liberty
440, chemin Wilsey Road, Suite/pièce 101
Fredericton NB E3B 7G5 Canada



In Person

Visit LibertyEnergyandWater.com for our office locations or authorized payment centers.

Billing Programs

Budget Billing (BBP)/Levelized Budget Billing (LVL)

Allows you to spread out payments over the year, avoiding high and low fluctuations in your monthly bill. The statement will also show the difference between Budget/Levelized Budget Billing and Actual Charges to Date otherwise known as Settlement Amount.

Installment Plan

An extended payment plan where past-due bills may be paid in installments over a specific time period. The statement will also show the remaining Installment Plan amount to be billed.

Account Activity for Your Natural Gas Service from 07/26/2024 - 08/26/2024

Rate: MGS - Mid General Service

Next Scheduled Meter Read Date: 09/27/2024

Point of Delivery ID: 0000000000010406683



Meter Number	Read Type	Service Days	Billing Period	Current	Previous	m ³ Used	Pressure Factor	Gigajoule Conversion Factor	GJ
NB3884081	Actual	32	7/26/24 - 8/26/24	146326	146326	0	1.01250	0.038777	0.00

What am I paying for?

Additional messages

Previous Balance as of 07/31/2024	\$	68.75
Payment(s) Received as of 08/30/2024	\$	0.00
Balance Forward	\$	68.75

Current Charges

DELIVERY CHARGES

Customer Charge	\$	50.00
TOTAL DELIVERY CHARGES	\$	50.00

MISCELLANEOUS CHARGES AND CREDITS

Late Fee	\$	1.03
TOTAL MISC. CHARGES AND CREDITS	\$	1.03

TAX CHARGES

HST (R89936 2016 RT0001)	\$	7.50
TOTAL TAX CHARGES	\$	7.50

TOTAL CURRENT CHARGES	\$	58.53
------------------------------	-----------	--------------

Total Amount Due

\$ 127.28

Account Information

Customer Name: TOWN OF SACKVILLE
Service Address: 101 CRESCENT ST, SACKVILLE NB CA E4L 3V2
Account Number: 200002446645



What do I owe?

\$68.06

How much did I use?

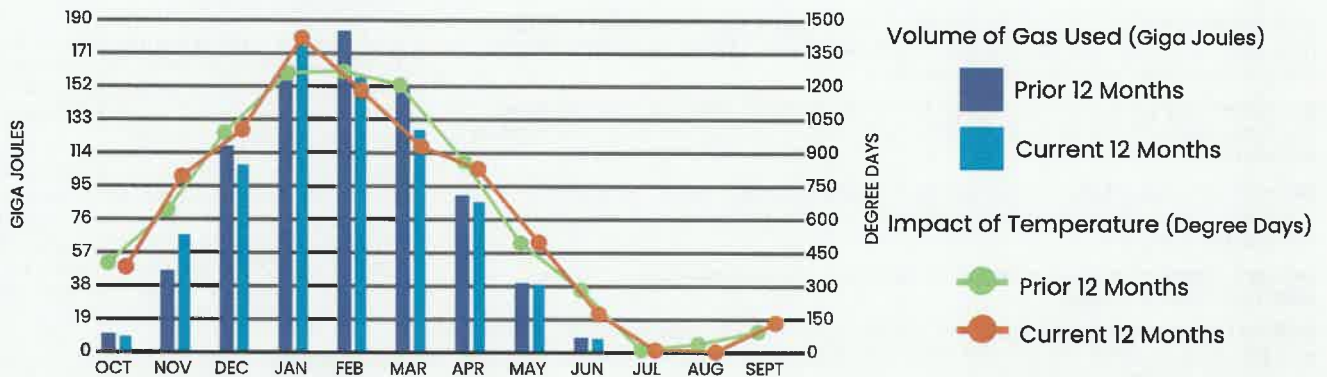
0.43

Giga Joules

When is it due?

Oct 22, 2024

Your Monthly Gas Use At a Glance



Important messages from Liberty

IF YOU SUSPECT A GAS LEAK: LEAVE the area immediately. DO NOT smoke, use a phone or cell phone, turn on/off any lights or appliances or operate any vehicle or equipment that could cause sparks. If you suspect a gas leak, don't wait! Leave the area and call our emergency number at 800-994-2762 or call 9-1-1.

energy and water for life

Pay online at LibertyEnergyandWater.com, or return this portion with your payment. Please include your account number on your check and make payable to Liberty Utilities.



LATE PAYMENT FEE:
Payments received after the due date
are subject to a 1.50% fee per month late.

Account Number: 200002446645
Service Address: 101 CRESCENT ST
Bill Date: 30-SEPT-2024
Due Date: 22-OCT-2024

\$68.06

Amount Due

Amount Enclosed

Go green and sign up for paperless billing today! Online access gives you the ability to make payments, set up autopay and activate useful email or text notifications about your usage.



Understanding Your Bill

For additional information please visit www.LibertyEnergyandWater.com.

Your Monthly Gas Use At a Glance

Cubic Metres (m³) or Centa-cubic Feet (CCF): Unit used to measure the volume of gas you consumed, displayed on your meter.

Degree Day: A measure of coldness based on the extent to which the daily mean temperature falls below 65°F. For example, on a day when the average temperature is 35°F, there would be 30 degree days experienced.

Gigajoule (GJ): A metric energy measure. Cubic metres (or centa-cubic feet) are converted to Gigajoules (GJ) for your natural gas bill. One GJ of natural gas equals approximately 26 litres of fuel oil, 40 litres of propane or 278 kilowatt hours of electricity.

Charges

Commodity Charge: A \$/GJ charge for the natural gas supply that you use. You may have Liberty supply for your gas or you may have a signed contract with an independent licensed Natural Gas Marketer.

Customer Charge: A monthly charge for meter readings, pipeline maintenance, customer support and 24-hour emergency services. (Applicable to all rate classes, except CGS.)

Demand Charge: A \$/GJ charge applicable only to customers in the CGS and ICGS rate classes who enter into an agreement to consume a minimum amount of natural gas every day.

Delivery Charge: A \$/GJ charge for the distribution of natural gas through our pipeline to your property.

Federal Carbon Charge: Government of Canada carbon charge for natural gas and the amount of natural gas you used. For more information visit the Government of Canada website at www.canada.ca

Rate: This code represents the rate used to calculate your bill.

Rate Classes:

SGS Small General Service	CGS Contract General Service
MGS Mid-General Service	ICGS Industrial Contract General Service
LGS Large General Service	OPS Off-Peak Service

Read Type (Actual): If we are unable to read your meter we will estimate your consumption for the month.



Important Information

Customer Service: 800-994-2762

Website: www.LibertyEnergyandWater.com

Emergency: 800-994-2762 option 1

Social Media: @LibertyUtil_NB

Dig Safe: ClickBeforeYouDig.com



Other Information

General Correspondence

Please remember your 12-digit account number on any correspondence to us. Contact us if you have had a change in mailing address or name.

Mail to:

Liberty, 440, chemin Wilsey Road, Suite/pièce 101
Fredericton NB E3B 7G5 Canada

Contact the New Brunswick EUB

Liberty is regulated by the New Brunswick Energy and Utilities Board. For more information, call 866-766-2782 or visit www.nbeub.ca.

Your Consumption

Your meter will measure the volume of natural gas delivered to your property. Your current meter reading (or estimate), minus your previous meter reading equals your volume of gas consumed in cubic metres (or centacubic feet) for the current period.

Liberty will convert the volume consumed into energy consumed using a Gigajoule (GJ) Conversion Factor. This factor represents the average energy content contained in each cubic metre (or centra-cubic feet) of natural gas. The conversion factor used for each bill will be based on the average daily energy content of natural gas received during the billing period.

Estimations

If, for any period, a meter fails to register the quantity of gas supplied, then the quantity supplied during the period will be estimated based on the average daily volume registered by the new meter, or on the quantity of gas previously used during a corresponding period in the previous year.

Privacy

Liberty respects customer privacy. We are committed to maintaining high standards of confidentiality and protection of your personal information. If you have any questions regarding our use of your information, please refer to our privacy policy on our website.

Payment Options

Billing Programs



Pre-authorized Payment or At Your Financial Institution

- Pay your bill automatically
- Pay through your financial institution



Online

www.LibertyEnergyandWater.com



Phone

800-994-2762



Mail Payments

Liberty
440, chemin Wilsey Road, Suite/pièce 101
Fredericton NB E3B 7G5 Canada



In Person

Visit LibertyEnergyandWater.com for our office locations or authorized payment centers.

Budget Billing (BBP)/Levelized Budget Billing (LVL)

Allows you to spread out payments over the year, avoiding high and low fluctuations in your monthly bill. The statement will also show the difference between Budget/Levelized Budget Billing and Actual Charges to Date otherwise known as Settlement Amount.

Installment Plan

An extended payment plan where past-due bills may be paid in installments over a specific time period. The statement will also show the remaining Installment Plan amount to be billed.

Account Activity for Your Natural Gas Service from 08/27/2024 - 09/24/2024

Rate: MGS - Mid General Service

Next Scheduled Meter Read Date: 10/28/2024

Point of Delivery ID: 00000000000010406683



Meter Number	Read Type	Service Days	Billing Period	Current	Previous	m ³ Used	Pressure Factor	Gigajoule Conversion Factor	GJ
NB3884081	Actual	29	8/27/24 - 9/24/24	146337	146326	11	1.01250	0.038706	0.43

What am I paying for?

Additional messages

Previous Balance as of 08/30/2024	\$	127.28
Payment(s) Received as of 09/30/2024	\$	-127.28
Balance Forward	\$	0.00

We want to hear from you! Visit libertyenergyandwater.com to learn how you can be part of Liberty Listens, our new customer feedback panel.

Current Charges

DELIVERY CHARGES	QUANTITY USED	COST PER GJ		
Customer Charge			\$	50.00
Delivery Charge	0.43 GJ	\$ 10.8792	\$	4.68
TOTAL DELIVERY CHARGES			\$	54.68

GAS CHARGES	QUANTITY USED	COST PER GJ		
Commodity Charge	0.43 GJ	\$ 6.5900	\$	2.83
TOTAL GAS CHARGES			\$	2.83

MISCELLANEOUS CHARGES AND CREDITS		
Federal Carbon Charge	\$	1.68
TOTAL MISC. CHARGES AND CREDITS	\$	1.68

TAX CHARGES		
HST (R89936 2016 RT0001)	\$	8.87
TOTAL TAX CHARGES	\$	8.87

TOTAL CURRENT CHARGES	\$	68.06
------------------------------	----	--------------

Total Amount Due

\$ 68.06

Appendix B

NB Power Program Information



eNGLOBE

CBRP Direct Deposit Form

**COMMERCIAL BUILDINGS RETROFIT PROGRAM
DIRECT DEPOSIT ENROLMENT FORM FOR INCENTIVE PAYMENTS**FOR INTERNAL USE ONLY
Contract Account Number:
_____**PART A – Customer Information**

Participant Reference #: _____

Contact Person: _____

Company Name : _____

Mailing Address: _____

City/Town: _____ Province: _____

Postal Code: _____ Telephone No.: _____

PART B – Banking Information (Canadian financial institutions only)

IMPORTANT: Complete Part B OR attach a blank cheque with "VOID" written on it.

Branch No.: __ __ __ __ Financial Institution (Bank No.): __ __ __

Account No.: __ __ __ __ __ __ __ __

Name(s) of Account Holder(s): _____

FINANCIAL INSTITUTION STAMP
(Required if no void cheque is attached)**PART C – Authorization (you must sign and date this form)**

For businesses, this form must only be signed by an individual with proper authority for the business. Please indicate authority below:

 an owner a corporate director a corporate officer an individual with delegated authority

I, the undersigned, certify that the information given on this form is correct and complete. I authorize NB Power to deposit efficiency program incentives into the account shown in Part B or on the void cheque.

Date (YYYYMMDD)_____
Signature of Applicant/Authorized Person**Upload the completed form here:** <https://www.saveenergynb.ca/en/save-energy/commercial/commercial-buildings-retrofit-program/direct-deposit>

Or mail it to:

NB Power, Attn: Energy Inquiries, 3rd floor
515 King Street, PO Box 2000, Station A, Fredericton, NB E3B 4X1

Instructions for Request for Payment



Instructions on how to complete your Request for Payment

Step 1: Fill in the NB Power CBRP Participant Reference Number and Building Name at the top of the page (see Figure # 1 below). The reference number can be found in your Welcome to NB Power email that was sent with your Program Agreement.

Step 6

Request for Payment

Please complete the following table to define all Energy Efficiency Measures (EEMs) implemented in the subject building, sign and return to NB Power with proof of payment documentation for verification. EEMs indicated below should be identical to those submitted in your approved Statement of Work.

Note: Please use the Comments space to describe the supporting proof of payment for each EEM. Example proof of payments are: copies of invoices marked paid, receipts, contracts, etc.

CBRP Participant Reference #:

Building Name:

Implemented Energy Efficiency Measure(s) (EEMs)	Actual Quantity	Actual Cost	Energy Saved (GJ)	Comments
1 Lighting retrofit	65	\$71,200.00	382.3	see attached invoices
2 HVAC control reprogramming	1	\$7,110.00	565.3	see attached invoices
3				

Figure 1 – NB Power’s Commercial Building Retrofit Participant Reference Number and Building Name3 for the Request for Payment.

Step 2: Fill in the Implemented Energy Efficiency Measure(s) that were implemented (see Figure # 2). For each measure indicate the actual cost as well as the energy avoidance, and in the comments section describe the supporting proof of payment for each measure. Example proofs of payments are: copies of invoices marked paid, receipts, contracts, etc.

CBRP Participant Reference #:

Building Name:

Implemented Energy Efficiency Measure(s) (EEMs)	Actual Quantity	Actual Cost	Energy Saved (GJ)	Comments
1 Lighting retrofit	65	\$71,200.00	382.3	see attached invoices
2 HVAC control reprogramming	1	\$7,110.00	565.3	see attached invoices
3				
4				
5				
6				
7				
8				
9				

for NB Power use only

Total	66.00	\$78,310.00	947.6	Total incentives	\$28,428	at	30	\$/GJ
-------	-------	-------------	-------	------------------	----------	----	----	-------

Figure 2 – Implemented Energy Efficiency Measure(s), Actual Quantity, Actual Cost, Energy Saved (GJ) and Comments field within the Request for Payment.



Step 3: Add up the total of all Implemented Energy Efficiency Measures that were completed as well as the Actual Quantity, Actual Cost and Energy Saved (GJ) (see Figure 3)

CBRP Participant Reference #: <input type="text" value="ES-2008-12-04A"/>		Building Name: <input type="text" value="35 Charlotte Street"/>			
Implemented Energy Efficiency Measure(s) (EEMs)	Actual Quantity	Actual Cost	Energy Saved (GJ)	Comments	
1 Lighting retrofit	65	\$71,200.00	382.3	see attached invoices	
2 HVAC control reprogramming	1	\$7,110.00	565.3	see attached invoices	
3					
4					
5					
6					
7					
8					
9					
Total		<input type="text" value="66.00"/>	<input type="text" value="\$78,310.00"/>	<input type="text" value="947.6"/>	<i>for NB Power use only</i> Total incentives <input type="text" value="\$28,428"/> at <input type="text" value="30"/> \$/GJ

Figure 3 – Total Estimated Quantity, Estimated Cost and Estimated Energy Saved (GJ) within the Request for Payment.

Step 4: Within the Declaration section of the Request for Payment fill in the Participant Name, Participant Signature, Date and Title. Title refers to the participant’s significance to the building ie: Building Manager/Supervisor, Pastor, Mechanical Coordinator, etc.

Declaration

I declare that our organization did not incur any costs related to the above noted EEMs prior to receiving a copy of an Commercial Building Retrofit Program Agreement signed by all parties and an approved Statement of Work from NB Power. All work was completed within the eighteen (18) month Term specified in the NB Power Commercial Building Retrofit Program Agreement. (Note: Municipalities have 36 Months)

I, the undersigned, declare that the information provided in this Request for Payment is accurate and complete.

Participant Name (please print) _____

Participant Signature _____

Date _____

Title _____

Figure 4 – Declaration of the Request for Payment

Step 5: – Submit your Request for Payment form after the work has been completed and paid for. You may send the signed request for payment form along with invoices showing the work has been paid for and the direct deposit form to: CEES-SEEC@nbpower.com. Once the Request for Payment has been approved you will receive your implementation incentive.

Instructions for Statement for Work



Instructions on how to complete your Statement of Work

Step 1: Fill in the NB Power Commercial Building Retrofit Participant Reference Number and Building Name at the top of the page (see Figure # 1 below). The reference number can be found in your Welcome to NB Power email that was sent with your Program Agreement.

Step 4

Statement of Work

The completion of this form prior to any upgrade work being started is a mandatory step in order to secure implementation incentives. Please complete the following table to define all Energy Efficiency Measures (EEMs) you plan to implement in the subject building, sign the declaration below and return to NB Power for approval. All EEMs indicated here should be identical to those outlined in the Energy Audit Report - Summary Report Form that was provided to you by your Energy Management Service Provider.

Note: EEMs listed here that are expected to vary in scope compared to EEMs described in the original Energy Audit Report must be accompanied by supporting equipment / construction documentation to verify that the revised scope will improve energy efficiency. This may also require re-calculation of energy saved in units of giga-joules (GJ) by the original Energy Management Service Provider.

CBRP Participant Reference #: Building Name:

Selected Energy Efficiency Measure(s) - (EEMs) **You will find these measures under the "Recommendations" section of your Energy Audit Report**	Estimated Quantity	Estimated Cost (\$)	Estimated Energy Saved (GJ)	Comments
1 Lighting retrofit	65	\$68,902.86	382.3	
2 HVAC control reprogramming	1	\$8,120.57	565.3	
3				

Figure 1 –NB Power’s Commercial Building Retrofit Participant Reference Number & Building Name for the Statement of Work.

Step 2: Fill in the Energy Efficiency Measure(s) that you plan on implementing (see Figure # 2). Your Summary Report Form, provided to you with your Energy Audit, will show all of the Energy Efficiency Measures that you may select. (On your Summary Report Form see the Recommendations on page 2). You do not need to select all the Energy Efficiency Measures, if you chose, you may select just one.

Note: You must fill in the Selected Energy Efficiency Measure(s), Estimated Quantity, Estimated Cost, Estimated Energy Saved (GJ) and Comments (see Figure #2). These can also be found on your Summary Report Form under the Recommendations on page 2.

Note: the comments field is for any extra details that may be relevant to the Energy Efficiency Measure.

↓ CBRP Participant Reference #:

↓ Building Name:

Selected Energy Efficiency Measure(s) - (EEMs) **You will find these measures under the "Recommendations" section of your Energy Audit Report**	Estimated Quantity	Estimated Cost (\$)	Estimated Energy Saved (GJ)	Comments
1 Lighting retrofit	65	\$68,902.86	382.3	If you have comments please add them here
2 HVAC control reprogramming	1	\$8,120.57	565.3	
3				
4				
5				
6				
7				
8				
9				

for NB Power use only
Total

66.00	\$77,023.43	947.6
-------	-------------	-------

Total incentives

\$28,428	at	30
----------	----	----

\$/GJ

Figure 2 – Selected Energy Efficiency Measure(s), Estimated Quantity, Estimated Cost, Estimated Energy Saved (GJ) and Comments field within the Statement of Work.



Step 3: Add up the total of all the Selected Energy Efficiency Measure(s) that were chosen as well as the Estimated Quantity, Estimated Cost and Estimated Energy Saved (GJ) (see Figure 3 below)

CBRP Participant Reference #:		ES-2017-01 01A		Building Name:		35 Charlotte Street			
Selected Energy Efficiency Measure(s) - (EEMs) ***You will find these measures under the "Recommendations" section of your Energy Audit Report**	Estimated Quantity	Estimated Cost (\$)	Estimated Energy Saved (GJ)	Comments					
1	Lighting retrofit	65	\$68,902.86	382.3	If you have comments please add them here				
2	HVAC control reprogramming	1	\$8,120.57	565.3					
3									
4									
5									
6									
7									
8									
9									
Total		66.00	\$77,023.43	947.6	<i>for NB Power use only</i>				
					Total incentive:	\$28,428	at	30	\$/GJ

Figure 3 – Total Estimated Quantity, Estimated Cost and Estimated Energy Saved (GJ) within the Statement of Work Form.

Step 4: – Within the Declaration section of the Statement of Work fill in the Participant Name, Participant Signature, Date and Title. Title refers to the participant’s significance to the building ie: Building Manager/Supervisor, Pastor, Mechanical Coordinator, etc.

Declaration

I declare that our organization will not incur any costs related to this project before receiving a copy of NB Power's Commercial Building Retrofit Program Agreement signed by all parties and approval of this Statement of Work by NB Power. All work will be completed within the eighteen (18) month term specified in the Commercial Building Retrofit Program Agreement. (Note: Municipalities have 36 Months)

I, the undersigned, declare that the information provided in this Statement of Work is accurate and complete.

Participant Name (please print)

Participant Signature

Date

Title

Figure 4 – Declaration of the Statement of Work

Step 5: – Please submit your Statement of work form prior to any work beginning to secure funding. Once the Statement of work form is completed and signed please send it to: CEES-SEEC@nbpower.com. Once the Statement of work form is approved by NB Power, you will receive an official Statement of Work approval e-mail.

Note: All work must be completed within the eighteen (18) month term specified in the Commercial Building Retrofit Program Agreement. (Municipalities have 36 months).

Request for Payment

Request for Payment



Please complete the following table to define all Energy Efficiency Measures (EEMs) implemented in the subject building, sign and return to NB Power with proof of payment documentation for verification. EEMs indicated below should be identical to those submitted in your approved Statement of Work.

Note: Please use the Comments space to describe the supporting proof of payment for each EEM. Example proof of payments are: copies of invoices marked paid, receipts, contracts, etc.

CBRP Participant Reference #:

Building Name:

	Implemented Energy Efficiency Measure(s) - (EEMs)	Actual Quantity	Actual Cost	Energy Saved (GJ)	Comments
1					
2					
3					
4					
5					
6					
7					
8					
9					

for NB Power use only

Total Total incentives at 60 \$/GJ

Declaration

I declare that our organization did not incur any costs related to the above noted EEMs prior to receiving a copy of an Commercial Building Retrofit Program Agreement signed by all parties and an approved Statement of Work from NB Power. All work was completed within the eighteen (18) month Term specified in the NB Power Commercial Building Retrofit Program Agreement. (Note: Municipalities have 36 Months)

I, the undersigned, declare that the information provided in this Request for Payment is accurate and complete.

Participant Name (please print) _____

Participant Signature _____

Date _____

Title _____

NB POWER USE ONLY - STATEMENT OF WORK APPROVAL

Commercial Advisor Name _____

Signature of Approval _____

Date of Approval _____

To submit your Request for Payment form please send it via e-mail to: CEES-SEEC@nbpower.com

Statement of Work

Statement of Work

The completion of this form prior to any upgrade work being started is a mandatory step in order to secure implementation incentives.

Please complete the following table to define all Energy Efficiency Measures (EEMs) you plan to implement in the subject building, sign the declaration below and return to NB Power for approval. All EEMs indicated here should be identical to those outlined in the Energy Audit Report/Feasibility Study - Summary Report Form that was provided to you by your Energy Management Service Provider or Specialized Service Provider.

Note: EEMs listed here that are expected to vary in scope compared to EEMs described in the original Energy Audit Report/Feasibility Study must be accompanied by supporting equipment / construction documentation to verify that the revised scope will improve energy efficiency. This may also require re-calculation of energy saved in units of giga-joules (GJ) by the original Service Provider.

CBRP Participant Reference #:

Building Name:

	Selected Energy Efficiency Measure(s) - (EEMs) **You will find these measures under the "Recommendations" section of your Energy Audit Report**	Estimated Quantity	Estimated Cost (\$)	Estimated Energy Saved (GJ)	Comments
1					
2					
3					
4					
5					
6					
7					
8					
9					

Total

for NB Power use only

Total incentives at 60 \$/GJ

Declaration

I declare that our organization will not incur any costs related to this project before receiving a copy of NB Power's Commercial Building Retrofit Program Agreement signed by all parties and approval of this Statement of Work by NB Power. All work will be completed within the eighteen (18) month term specified in the Commercial Building Retrofit Program Agreement. (Note: Municipalities and Campuses have 36 Months)

I, the undersigned, declare that the information provided in this Statement of Work is accurate and complete.

Participant Name (please print) _____

Participant Signature _____

Date _____

Participant Job Title (please print) _____

Expected Project Completion Date _____

NB POWER USE ONLY - STATEMENT OF WORK APPROVAL

Commercial Advisor Name _____

Signature of Approval _____

Date of Approval _____

To submit your Statement of Work form please send it via e-mail to: CEES-SEEC@nbpower.com

Technical Checklist



Énergie NB Power

Service Provider Technical Review Checklist

Client Name: Partenaire Dumont Inc.		Auditor Name: Englobe Corp.	
Building Name: Pavillon Radio-Canada, 250 Université Ave., Moncton`		Date: 2024-07-31	
Building and General Information			Comments
Site visit was conducted		<input checked="" type="checkbox"/>	Englobe Corp is working as a sub-consultant to Nadeau Sourcy Ellis Architects, who are working for Bay Construction for Partenaire Dumont Inc.
Building Address and Client Name are correct and properly identified		<input checked="" type="checkbox"/>	
Does this match report?		Yes <input type="checkbox"/>	
Does this match SRF?		Yes <input type="checkbox"/>	
Review of Energy Data			Comments
Annual Consumption		Insert GJ here: 1,861.00	Actual energy consumption is very low due to the building being vacant. Once the building is calibrated based on existing data and occupancy is accounted for in a simulation, the energy consumption and EUI are much closer to available benchmark data.
Does this match report?		Yes <input type="checkbox"/>	
Does this match Summary Report Form?		Yes <input type="checkbox"/>	
Is this consumption Reasonable?		No <input type="checkbox"/>	
Energy Intensity		Insert EUI here: 0.31	
is this reasonable?		No <input type="checkbox"/>	
is there a process load that is driving up energy?		No <input type="checkbox"/>	
does the energy intensity make sense for the age of the building?		Yes <input type="checkbox"/>	
is an explanation provided to explain any variances from benchmarks?		Yes <input type="checkbox"/>	
Is the energy data reasonable...			
for this type of building and location?		Yes <input type="checkbox"/>	
for this type of occupancy type and level?		Yes <input type="checkbox"/>	
Energy Use Inventory			Comments
Is the building energy profile reasonable for building type, region and occupancy type/ level? (if no / other selected, please explain variance in comments section)		Yes <input type="checkbox"/>	Heating load is simulated to be very high due to high air changes per hour requirements of CSA Z317 (Healthcare), which drives certain energy end use categories down in percentages as a result.
Space Heating 30-50%		No <input type="checkbox"/>	
Lighting 10-30%		Yes <input type="checkbox"/>	
Domestic Hot water 5 -15%		No <input type="checkbox"/>	
Fans, pumps and misc HVAC: 5%-15%		Yes <input type="checkbox"/>	
Plug Load: 5%-10%		No <input type="checkbox"/>	
Space Cooling: 0%-10%		Yes <input type="checkbox"/>	
Other: Varies			
Energy Efficiency Measure Review			Comments
Are the energy efficiency measures valid? (i.e. The energy savings claims are verifiable and not just based on manufacturer's claims / Supported by third party testing such as CSA)		Yes <input type="checkbox"/>	
Are the estimated energy savings reasonable for each proposed measure when compared to the energy use inventory?		Yes <input type="checkbox"/>	

CBRP Program Guidelines

CBRP Program

Energy Audit Guidelines

NB Power Commercial Buildings Energy Efficiency Retrofit Program



Énergie NB Power



*Version 1.3
June 2016*

Table of Contents

1.0 INTRODUCTION	1
2.0 DATA COLLECTION	2
2.1 Getting Started	2
2.2 Gather Information.....	2
2.3 Historical Utility Billing.....	2
3.0 SITE VISIT	3
3.1 Building Description	4
3.2 Energy Sources and Equipment	4
3.3 Operational and Control Systems.....	5
4.0 ESTABLISH THE ENERGY BALANCE	5
4.1 Analysis	6
5.0 IDENTIFY ENERGY EFFICIENCY MEASURES	7
6.0 PRODUCE REPORT AND COMMUNICATE FINDINGS	9
6.1 The Report.....	9

“An energy audit is an inspection, survey and analysis of energy flows for energy conservation in a building process or system, to reduce the amount of energy input into the system without negatively affecting the output(s).”

Source: http://en.wikipedia.org/wiki/Energy_audit

1.0 Introduction

NB Power offers the **Energy Smart Commercial Buildings Retrofit Program (Energy Smart)**. The primary objective is to assist owners and operators of commercial buildings to implement energy efficiency projects in order to reduce energy consumption, increase competitiveness, and produce a healthier and more comfortable workspace.

The **Energy Smart Program** provides financial incentives to assist Commercial Buildings to identify projects and to offset the capital cost of the implementation of the eligible upgrades. These incentives are:

- ✓ Up to \$3000 towards an audit to determine the potential for energy efficiency upgrades in a commercial building; and,
- ✓ Up to \$75000 towards the implementation of the energy efficiency upgrades chosen. The implementation funding is on a 'per gigajoule saved' basis and is intended for projects that have not yet been started. This incentive encourages the implementation of multiple measures in projects that would not proceed or which would proceed on a significantly smaller scale without assistance. More details are outlined in Section 3 – Financial Incentives.

The NB Power Energy Audit Guideline is intended to be used as a guide to achieving the minimum requirements for an Energy Smart Program energy audit report. The specific client requirements will ultimately determine what is required in the audit report package. NB Power also has available the Energy Smart Program Guide, Energy Smart Program checklist Steps, Energy Smart Program Quick Facts as well as other information available at <https://www.nbpower.com/en/smart-habits/energy-efficiency-programs/commercial-buildings-retrofit-program/guidelines/>

One of the principal steps in improving the energy efficiency of a facility—regardless of the sector—is the energy audit. Although audits take many forms, and involve various levels of effort, they typically include:

Data collection and review

- utility bills
- building information and drawings

Site visit that includes

- building surveys and system measurements
- review of operating and maintenance practices

Energy Balance

- establish an energy balance and data analysis

Identifying energy efficiency measure upgrades

- indicate measures that are feasible
- include measures that interest the client

Reporting and communicating findings

- while time consuming and represents a significant portion of the cost, it is also the main vehicle for carrying the results to the client

What is implicit in the definition given above is that an understanding of how the facility uses energy leads naturally to the identification of measures to reduce that energy consumption. What emerges is that the audit procedures must reveal the energy consumption characteristics of the particular system in question, whether by qualitative or quantitative analysis.

The purpose of the audit, then, is to **determine where, when, why and how energy is being used, and to identify opportunities to improve efficiency**, thereby reducing energy costs while maintaining or improving the service provided (e.g. occupant comfort).

This Guide provides a practical process for conducting energy audits of industrial, commercial and institutional facilities. An important objective of these guidelines is to standardize audit procedures and thereby ensure completeness and consistency of the energy assessment.

2.0 Data Collection

2.1 Getting Started

- ✓ Arrange to meet with someone who is knowledgeable of the facility's mechanical systems, the facility's operation, and has full access to all areas.
- ✓ Request drawings and set up a site visit and interview times with all who play a role in the energy usage of the building.
 - Building operators
 - System operators
 - Facility managers
 - Financial personnel (to access utility billing information)

2.2 Gather Information

- ✓ Discuss with the client what the motivation is for the energy audit.
- ✓ Inquire as to what are the expected outcomes.
- ✓ Inquire if there are any budget implications and restrictions on rate of return in investment for upgrades.
- ✓ Are there any upgrades that are of interest to the client? For example, is the client interested in solar water heat in order to show their commitment to the environment?

2.3 Historical Utility Billing

- ✓ Acquire all utility bills for the site for a minimum of a twelve month period. It is best to request the most recent 14 months of bills for each utility. The additional

two bills allow some flexibility to shift the annual billing window either way if there is a missing bill for one month.

- ✓ Acquiring all necessary utility bills can take the longest amount of time out of all other items required for an audit report. This can be caused by confusion as to what is required on the client's part or the period it takes a client to find historical bills. It is highly recommended that the energy auditor request all necessary bills when the client has signed the agreement for an energy audit.
- ✓ For electricity, there can be multiple meters serving one site/facility (each with a dedicated bill issued every billing period). It is important that the client provide historical billing for each meter. Some clients may not realize they have multiple meters. If while onsite the auditor notices more than one set of ground or pole mounted transformers serving the building, it is very likely that the facility has more than one electrical utility account. Further investigation with the client is required.
- ✓ For natural gas, some clients receive two bills per billing period, sometimes from two different companies. One bill is a charge for the natural gas infrastructure which transports gas to the client, essentially a delivery charge; the other bill is the commodity charge, for natural gas consumed.
- ✓ Some clients may indicate that a certain utility is insignificant, and therefore, bills are not necessary for purposes of the audit. This is a common comment at facilities which use propane for small, dedicated loads (i.e. canteen kitchen, small DHW tank). It is important that an auditor have historical consumption for all sources of energy onsite in order for the audit to be comprehensive. Each system has the potential to affect the other, i.e. lighting can affect space heating requirements.

Analyze historical utility billing to identify consumption and electrical demand patterns; this will help formulate efficient questions for determining equipment operation and facility use. Create a list of any outstanding utility billing information.

3.0 Site Visit

The site visit is a key component to the assessment process. The site visit allows for the auditor to further develop the auditor/client relationship as well as to conclude the information gathering. This visit provides an opportunity for identifying initial information that is required about the building, for conducting an assessment of the building condition, for investigating energy sources and users, and for information gathering from key personnel.

KEY COMPONENTS

- ✓ Interview people
- ✓ Gather all energy information
- ✓ ID potential measures

NB requires a comprehensive energy audit for all buildings entering the program.

A comprehensive audit is an onsite audit that investigates all building energy usages across all energy sources and subsequently identifies potential measures to reduce energy consumption.

NB Power requires the energy audit to be comprehensive so that all options can be considered and the potential to increase savings is made available. For example,

where more efficient lights create less heat, it is beneficial that the audit report should indicate the extent to which this affects the building's heating load in winter and cooling load in summer.

The audit should describe both the current equipment and the recommended measures. The audit report needs to provide enough information for NB Power's technical staff to evaluate the proposal without requesting further details. NB Power's Technical Review and Submittal Checklist are required to be completed and signed by the auditor. These forms are available online at;
<http://www.energycnb.ca/commercial/informationforEMSPs.html>

3.1 Building Description

Assess the physical condition and characteristics of the building.

- a. What is the age of the building?
- b. What is the building construction type?
- c. What are the physical characteristics of the building?

Inquire as to the operation of the building, operational hours, etc.

- d. What is the occupancy and building usage?

Inventory the building envelope.

3.2 Energy Sources and Equipment

- ✓ Inventory all energy sources.
- ✓ Inventory all energy consuming equipment. These measures should include but are not limited to:
 - Lighting
 - Heating, ventilation and air conditions (HVAC)
 - Motors
 - Hot water equipment
 - Refrigeration
 - Process equipment
 - Electrical equipment
 - Plug Loads (photocopiers and other office equipment, etc.)
 - Commercial kitchen equipment
- ✓ Document manufacturer, model number and the condition of the equipment.
- ✓ Take pictures of each type of equipment and its respective nameplate if possible (additional information on the nameplate may not be required for the energy balance; however, it may be required for accessing the feasibility of certain energy conservation measures).
- ✓ For each piece of equipment:
 - ensure you assign an operating schedule accurate to the best of your ability
 - Interviewing people in the area where the piece of equipment is located will supplement information provided by the onsite contact

- For heating/cooling equipment, ask the approximate beginning and end of their heating/cooling season. This information will also be useful if an analysis based on heating/cooling degree days will be performed
 - Document years of service, physical condition and model number
 - For significant equipment which an operating schedule is unknown, it may be beneficial to install temporary data logging equipment
- ✓ Identify low-cost or no cost opportunities for energy conservation.
 - ✓ Identify where maintenance or repair would increase energy efficiency.

3.3 Operational and Control Systems

- ✓ When a facility has a Building Automation System (BAS), navigate the system and document any available sequences of operations. These will be required to be included with report, likely as an appendix.
- ✓ Document how HVAC systems are controlled (schedules, types of thermostats, areas served by each HVAC system, number of distinct zones).
- ✓ As you walk through the facility, list any energy conservation and efficiency measures (EEM) you may see. (*For the purpose of this document, both ECM's and EEM's will be defined under EEMs*). Ensure you gather as much data as possible while onsite in order to permit accurate calculations for energy/cost savings.
- ✓ Ask if any equipment specification literature is available for key mechanical equipment or equipment which may be involved in an EEM. These are often referred to as 'cut sheets'.
- ✓ Try to obtain up-to-date facility drawings. If unavailable, measure the footprint of the building. This will be necessary to confirm total area and determine an energy intensity value for the facility. Keep in mind that only 'conditioned' space should be included in the energy intensity. For example, area associated with an unheated parking garage would not be factored into the energy intensity calculation. Electrical consumption associated with the parking garage would be included, just not the area. Energy intensity for unconditioned spaces can be shown separately if significant.
- ✓ Before leaving site, ensure you have names and contact information for the individuals who are best to answer any follow-up questions that may arise during the analysis process back at the office.

4.0 Establish the Energy Balance

One of the implications of the **energy balance principle** that underlies the audit is that all energy inputs can be quantified and balanced against all energy outputs.

After calculating the energy use of all the different loads in the load inventory, the auditor should reconcile them with the utility bills. Depending on the accuracy of measurements and estimates the numbers may be reasonably close. If there is a large difference, the following points may help to reconcile the variance:

NB Power Commercial Buildings Retrofit Program
Energy Audit Guidelines

- ✓ If you have more than one meter or have your own sub-metering, break down the energy to match the individual meters.
- ✓ Evaluate the loads you know the most about first – general lighting, equipment on time clocks, motors running at constant loads, etc. Assume these are correct and the errors are in other less constant loads such as refrigeration.
- ✓ Go back to your first general assumptions (percentage of breakdown) and see how they match up with your more detailed breakdown.
- ✓ Double check schedules, time clocks, etc. to see if equipment is running longer than you thought.
- ✓ If you are averaging weeks into a monthly period, this can introduce errors depending on where weekends fall within the billing period. When estimating heating equipment run-times, if the oil consumption is known, the operating hours can be calculated as (oil consumed in the period) / (firing rate of the burner). This would only work for a single stage burner.
- ✓ If available, use your demand profile (strip chart) to estimate duty cycles of cyclical loads.
- ✓ Night loads are often continuous. Try to account for all of your night loads.

The auditor should feel confident that the energy data is reasonable for the building type and occupancy and should ask these types of quality assurance questions:

- Is the building energy consumption reasonable?
- Is the energy intensity for this building reasonable?

The following resources can be used as benchmarks to determine the reasonability of the Energy Utilization Index (EUI):

- NB Power Energy Smart Program EUI Benchmarks:
<http://www.energynb.ca/commercial/informationforEMSPs.html>
 - NB Power has posted the EUI by building type from almost 600 buildings that have entered the Energy Smart Program
- Natural Resources Canada Commercial and Institutional Consumption of Energy Survey CICES):
<http://oee.nrcan.gc.ca/publications/statistics/cices06/pdf/cices06.pdf>

4.1 Analysis

The facility loads should be broken down into energy categories. Grouping loads into the following categories is a generally accepted approach:

- Space Heating
- Space Cooling
- Lighting
- Domestic Hot Water (DHW)
- Fans, Pumps, (miscellaneous HVAC) and Other Motors
- Plug Load
- Additional categories for significant process loads

RECONCILE THE DATA

- ✓ Use industry standard calculations or;
- ✓ Tools such as RETScreen, HAP, spreadsheets

Modeling the facility in energy performance software will help breakdown energy loads, and will be useful for determining inter-relation of certain Energy Conservation Measures (ECMs) and Energy Efficiency Measures (EEMs). For example, a lighting retrofit may increase space heating requirements.

Some other key components to consider during the analysis include:

- All Equipment
 - It is important not to simply multiply nameplate data by operating hours for most equipment as they rarely operate at 100% loading.
 - Inventory loads by type, area and schedule where applicable.

- Space Heating/DHW: If the domestic hot water and space heating share the same fuel source, it may be necessary to perform a regression analysis on historical billing to determine their share of the utility.

- Lighting: The lighting inventory should include, if applicable, an assessment of illumination levels in comparison to standards and guidelines and an assessment of the existing fixtures and maintenance practices having an impact on lighting quality and quantity, and consideration of alternative lighting technologies and system designs.

Ensure the energy breakdowns make sense for the type of facility. Any deviations from what would be expected for a building should be explained within the report. One example of an unusual energy distribution would be a building operating as a convenience store. For this building the space heating category may be much lower compared to a building of similar area and construction. The small thermal load is attributed to the amount of heat generated by merchandising case refrigeration units.

5.0 Identify Energy Efficiency Measures

Before calculating EEMs savings, ensure that the rate codes for each utility are well understood. An EEM may end up having a negative impact, or appear not viable if they are not understood properly. A common example is not factoring in demand charges properly. Many utilities have a straight-forward demand charge which is applied against monthly peak kW/kVA; other rate codes may require the auditor to determine an effective demand charge due to the fact that peak demand can also affect the size of the first consumption block.

NB Power will accept all proven measures (measures that have been tested and/or approved by a recognized third party such as Canadian Standards Association (CSA), the American Society of Heating, Refrigeration and Air Conditioning Engineers (ASHRAE), the Illuminating Engineering Society of North America (IESNA) or similar organizations that lead to a **reduction in non-renewable energy use**. To maximize potential savings and incentive amount, multiple

measures in each building are required in the energy audit report. The following are some common examples:

- **Interior and exterior lighting** including compact fluorescent lighting, electronic and/or electromagnetic ballasts, reflector systems, controls, efficient lamps (ex HPT8 or T5 fluorescents), lighting-emitting diodes (LED) and high-intensity discharge (HID) lighting.
- **Building envelope**, including insulation, air-gap sealing, glazing, roof insulation and basement/slab floor insulation.
- **Energy Management Controls Systems (EMCS)**, including direct digital controls (DDC), occupancy/motion sensors, thermostats, photocells and direct load controls.
- **Water heating**, including high-efficiency water heaters, heat pumps, solar-assisted technology, heat traps and repairs.
- **Motors**, including high-efficiency motors and variable speed/variable frequency drives (VSD/VFD).
- **Heating, ventilation and air-conditioning (HVAC) systems**, including chillers and boilers, economizers, control systems, variable air-volume (VAV) systems, load control, pipe insulation, heat pumps, space heaters, air conditioners, systems for thermal storage and heat recovery systems.
- **Replacement equipment or major appliances** that are essential to your operations such as commercial refrigeration equipment, process equipment, commercial dishwashers or commercial washers and dryers.
- **Geothermal** projects such as ground source heat pumps designed and installed by “Canadian GeoExchange Coalition (CGC) Accredited Professional” companies (found at www.geo-exchange.ca) and according to CAN-CSA C448.
- **Renewable energy** including solar and wind where the electricity generated will displace electricity currently supplied by the utility company. Or, if net-metering with a utility, the utility bills must reflect the amount of electricity generated on-site.

NB Power will consider other proven energy-saving measures with verifiable costs that result in a net reduction in non-renewable energy consumption.

The resulting net effect on energy consumption, including the savings in gigajoules, should be determined in order to meet NB Power's program requirements

When calculating EEMs savings, ensure the final results make sense. Try to support calculated results with previous case studies or any type of literature that can be found on the EEM. Identify any inter-relation as mentioned previously. If the predicted savings exceeds what is typical for the type of EEM, reasons for the difference should be stated within the respective EEM description.

Having identified a “basket” of EEMs, the auditor needs to provide guidance on the feasibility of measures and recommendations for their implementation. To a large extent, the assessment of proposed measures focuses on their relative costs and benefits.

While detailed economic analysis may go beyond the parameters of the audit, nevertheless the auditor should know:

NB Power Commercial Buildings Retrofit Program
Energy Audit Guidelines

- ✓ What benefits should be taken into account; note that one of the benefits is likely to be a reduction in greenhouse gas emissions, expressed in terms of CO₂.
- ✓ What costs should be included in the analysis.
- ✓ What economic indicators provide a realistic projection of the financial viability of a proposed measure over time.

The tasks carried out by the auditor in the savings analysis are:

- ✓ Gather additional data required to calculate energy savings.
- ✓ As appropriate or necessary, take measurements of current consumption as a basis of comparison to projected consumption, and to estimate savings.
- ✓ Calculate savings for each EEM as appropriate.
- ✓ Calculate energy savings for recommended measures.
 - Consider interactive effects where appropriate
 - Consider the resulting net effect on energy consumption
 - Energy savings in isolation can also be included but should include a narrative. *NB Power will only incent energy consumption reduction based on the net effects*
- ✓ Calculate dollar savings using incremental or marginal energy prices.
- ✓ Incorporate impact of heating/cooling system efficiencies on savings.

The auditor should also calculate GHG emission reductions for all measures identified. This should be done by using the NB Power Energy Smart Summary Report Form for consistency in conversion rates.

6.0 Produce Report and Communicate Findings

6.1 The Report

A client's report should be written in a manner that is appropriate for the audience. Many clients do not have a technical background, as such; technical jargon should be kept to a minimum or explained within the paragraph or in a glossary.

The goal of the Audit Report should be both:

- ✓ To provide a clear account of the facts upon which your recommendations are made.
- ✓ To interest those who read the report in acting upon those recommendations.

While the body of the report should remain comprehensive and concise, the client or technical reviewer may require more detailed information. Detailed information which may not necessarily be a benefit to the client or will clutter the report should be included in appendices. The following is a list of items that **SHOULD** be included in the report package, and are likely best to be included as an appendix (their location in the report is to the discretion of the person creating the report):

Energy Audit Guidelines

- ✓ A list of electrical loads with associated power ratings, schedules, and duty cycles (lighting, motors, etc.).
- ✓ A list of HVAC systems with capacity, efficiency, and schedules.
- ✓ Supporting literature for EEMs.
- ✓ A minimum of twelve months utility data including a copy of one month's bill.
- ✓ Outputs from any balance spreadsheets or modeling software.
- ✓ Sequence of operation for systems on a Building Automation System (BAS).

How detailed the report is and what is included in the body of the report is to the discretion of the auditor, and is typically determined in consultation with the client. As a minimum, an audit report should include the following:

- ✓ An exterior picture of the site.
- ✓ A brief paragraph describing the site/facility.
- ✓ Brief paragraphs describing each building system (HVAC, Lighting, DHW, Control System).
- ✓ A Utility Rate Table listing the: energy source (natural gas, electricity); the utility name; the rate code which the facility is on; and the breakdown of rates for each respective rate code.
- ✓ The energy intensity for the facility (electrical, thermal, and total/combined).
- ✓ A load breakdown pie chart for each utility onsite.
- ✓ A Total Energy Breakdown pie chart, where any fuel consumption is converted to equivalent kilowatt-hours or GJ for comparison.
- ✓ A description of each energy efficiency measure (EEM).
- ✓ A summary of financial analysis for each EEM (energy savings/penalties, cost savings, emission savings, cost of implementation, etc...).
- ✓ A list of any applicable incentive funding sources.

There may need to be a “sales job” done on the audit findings, and the report is your vehicle for making the sale. Photographs and clear concise recommendations can go a long way to “selling” the proposed measures. A follow up meeting with the client in which the key findings of the audit are presented can also assist in moving the client to the implementation stage.

Appendix C

Energy Modeling Calculations



eNGLOBE

RETScreen Model
Tantramar Veterans Memorial Centre

Site reference conditions

Climate data location

Canada - Nova Scotia - Amherst (MARS)

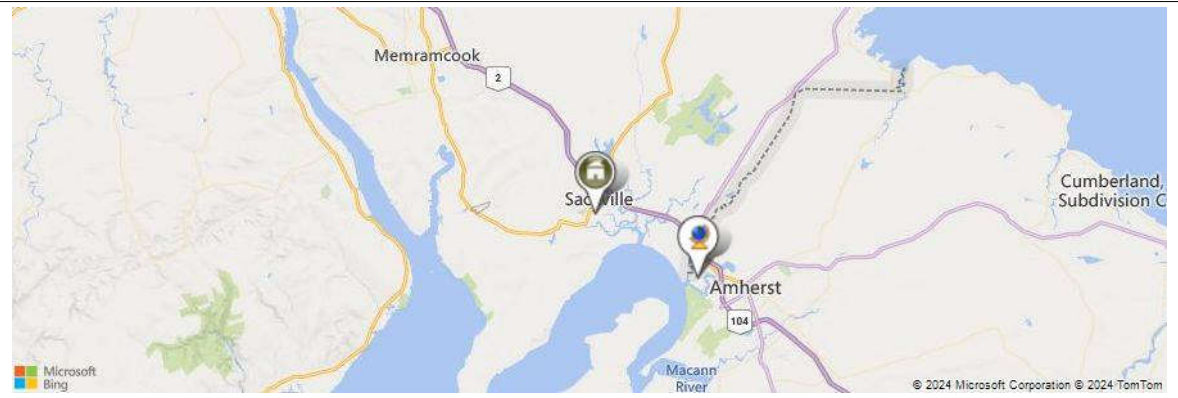


Facility location

Canada - NB - Sackville

Legend

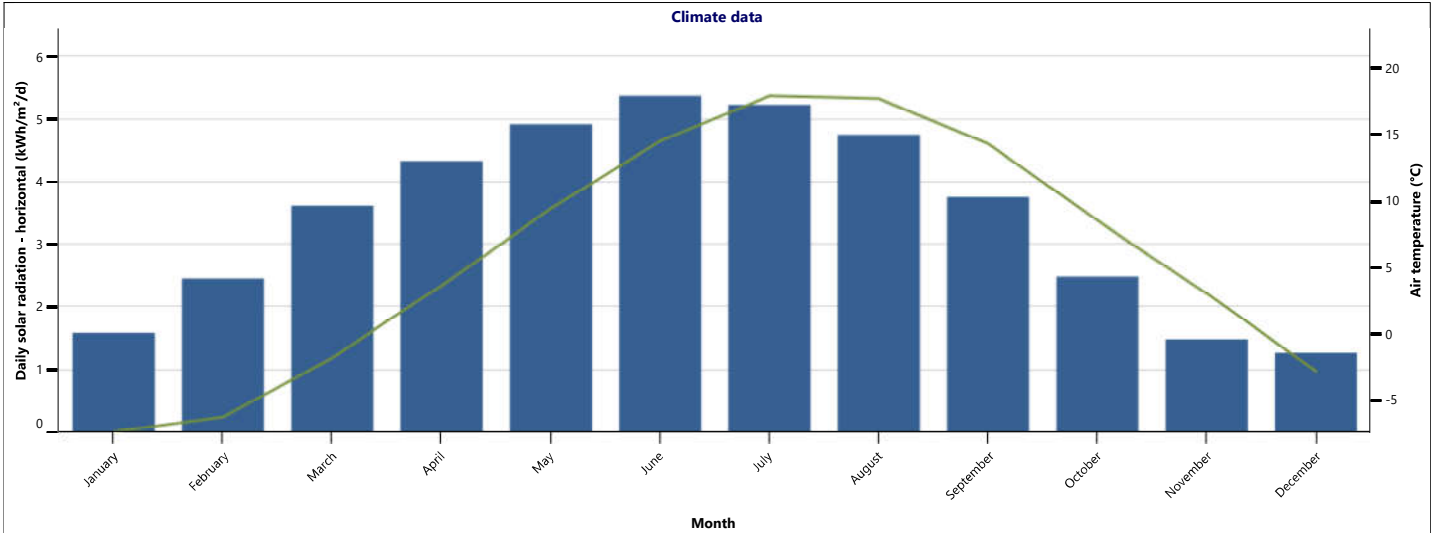
- Facility location
- Climate data location



	Unit	Climate data location	Facility location	Source
Latitude		45.8	45.9	
Longitude		-64.3	-64.4	
Climate zone		6A - Cold - Humid		Ground+NASA
Elevation	ft	75	98	Ground - Map
Heating design temperature	°C	-18.4		Ground
Cooling design temperature	°C	24.1		Ground
Earth temperature amplitude	°C	23.1		NASA

Month	Air temperature	Relative humidity	Precipitation	Daily solar radiation - horizontal	Atmospheric pressure	Wind speed	Earth temperature	Heating degree-days 18 °C	Cooling degree-days 10 °C
	°C	%	mm	kWh/m ² /d	kPa	m/s	°C	°C-d	°C-d
January	-7.4	70.5%	73.16	1.58	100.5	5.0	-6.2	787	0
February	-6.3	69.1%	63.84	2.45	100.5	5.1	-5.8	680	0
March	-1.8	73.6%	75.02	3.61	100.6	5.1	-2.0	614	0
April	3.6	73.6%	74.40	4.33	100.6	5.0	2.8	432	0
May	9.4	75.4%	81.22	4.92	100.7	4.7	7.7	267	0
June	14.5	78.0%	84.90	5.37	100.5	4.5	13.3	105	135
July	17.9	81.7%	78.43	5.23	100.6	4.5	17.4	3	245
August	17.7	81.3%	76.88	4.75	100.7	4.2	17.7	9	239
September	14.3	80.8%	91.80	3.75	100.8	4.3	14.5	111	129
October	8.5	76.9%	100.75	2.48	100.8	4.8	9.5	295	0
November	3.0	75.2%	93.60	1.48	100.8	5.0	3.4	450	0
December	-2.8	73.8%	86.80	1.27	100.6	5.1	-2.7	645	0
Annual	6.0	75.9%	980.80	3.44	100.6	4.8	5.8	4,398	748
Source	Ground	Ground	NASA	NASA	NASA	Ground	NASA	Ground	Ground

Measured at




Legend

- Daily solar radiation - horizontal
- Air temperature

Facility information

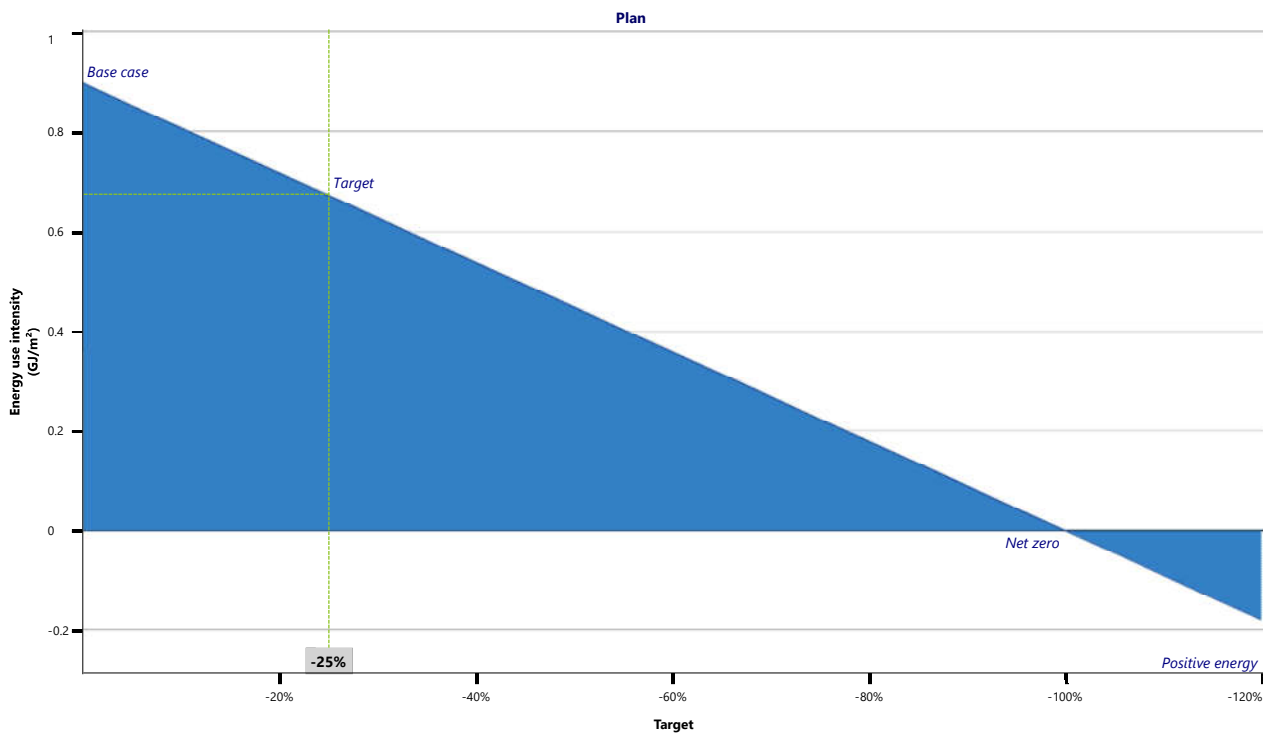
Facility type	Commercial/Institutional
Type	Public building
Description	Arena - hockey & skating
Prepared for	Municipality of Tantramar
Prepared by	Chet Cooling
Facility name	Tantramar Veterans Memorial Civic Centre
Address	182 Main St
City/Municipality	Sackville
Province/State	NB
Country	Canada



Benchmark - Commercial/Institutional - Public building

Facility size: 4,095 m²

Fuel type	Fuel consumption - base case	Facility - Plan		Energy use intensity				
		Fuel consumption - Equivalent GJ Base case	Set target	Fuel consumption - Equivalent GJ Proposed case	Base case	Proposed case	Benchmark	Variance
		GJ		GJ	GJ/m ²	GJ/m ²	GJ/m ²	Proposed case
Electricity - kWh	1,007,520	3,627	-25%	2,720	0.89	0.66		
Propane - L	1,911	48.4	-25%	36.3	0.01	0.009		
Total		3,675	-25%	2,757	0.9	0.67		



Notes

Arena total area = 38000 sqft
Separate building total area = 6080 sqft
We combined them into one model for a total of 44080 sqft. The separate building has its own zone.

Commercial/Institutional - Arena - hockey & skating - Public building

- ^ Fuels & schedules
 - Electricity and fuels
 - Schedules
- ^ Equipment
 - Heating
 - Separate Building Furnace
 - Electric Heating
 - Air Source Heat Pump (heating mode)
 - Kitchen Gas Appliances
 - In-Floor Air-to-Water Heat Pump
 - Cooling
 - Roof top & Heat pump (Cooling only)
- ^ End-use
 - Building envelope
 - Zone 1 - Lobby Corridor
 - Zone 2 - Office
 - Zone 4 - Stair well
 - Zone 6 - Office Storage
 - Zone 8 - Multipurpose
 - Zone 10 - Cant Lob Loun Press Off
 - Zone 3 - Elec Rep Surf Stor
 - Zone 5 - Chess rooms
- ^ Optimize supply
- ^ Summary
 - Include measure?
 - Comparison

Options

eLearning

Fuels

Fuel type	Propane - L	+
Fuel rate - unit	\$/L	
Fuel rate	0.30	\$

Heating value & fuel rate


Electricity


Type	Electricity rate - annual		
Description	Electricity - kWh		
Rate - unit	\$/kWh		
Rate - annual	0.1161	\$	⚡

Commercial/Institutional - Arena - hockey & skating - Public building

- ^ Fuels & schedules
 - Electricity and fuels
 - Schedules
- ^ Equipment
 - Heating
 - Separate Building Furnace
 - Electric Heating
 - Air Source Heat Pump (heating mode)
 - Kitchen Gas Appliances
 - In-Floor Air-to-Water Heat Pump
 - Cooling
 - Roof top & Heat pump (Cooling only)
- ^ End-use
 - Building envelope
 - Zone 1 - Lobby Corridor
 - Zone 2 - Office
 - Zone 4 - Stair well
 - Zone 6 - Office Storage
 - Zone 8 - Multipurpose
 - Zone 10 - Cant Lob Loun Press Off
 - Zone 3 - Elec Rep Surf Stor
 - Zone 5 - Chess room
- ^ Optimize supply
- ^ Summary
 - Include measure?
 - Comparison

Options


 eLearning


 RETScreen
Connect

Schedules

Description	24/7	Separate Building	General	
Occupied				
Temperature - space heating	°C ▾ 21	10	21	
Temperature - space cooling	°C ▾ 23	30	23	
Unoccupied				
Temperature - space heating	°C ▾	10	21	
Temperature - space cooling	°C ▾	30	23	
Occupancy rate - daily				
Monday	h/d 24	24	24	
Tuesday	h/d 24	24	24	
Wednesday	h/d 24	24	24	
Thursday	h/d 24	24	24	
Friday	h/d 24	24	24	
Saturday	h/d 24	24	24	
Sunday	h/d 24	24	24	
Occupancy rate - annual	h/yr 8,760	8,760	8,760	
	% 100%	100%	100%	
Heating/cooling changeover temperature				
Heating/cooling changeover temperature	°C ▾ 15			
Length of heating season	d 254			
Length of cooling season	d 111			

Commercial/Institutional - Arena - hockey & skating - Public building

- Fuels & schedules**
 - Electricity and fuels
 - Schedules
- Equipment**
 - Heating
 - Separate Building Furnace
 - Electric Heating
 - Air Source Heat Pump (heating mode)
 - Kitchen Gas Appliances
 - In-Floor Air-to-Water Heat Pump
 - Cooling
 - Roof top & Heat pump (Cooling only)
- End-use**
 - Building envelope
 - Zone 1 - Lobby Corridor
 - Zone 2 - Office
 - Zone 4 - Stair well
 - Zone 6 - Office Storage
 - Zone 8 - Multipurpose
 - Zone 10 - Cant Lob Loun Press Off
 - Zone 3 - Elec Rep Surf Stor
- Optimize supply**
- Summary**
 - Include measure?
 - Comparison

Heating system

Description

Note

Method

Single fuel
 Multiple fuels

Options

eLearning
 RETScreen Connect

Heating system		Base case	Proposed case
Technology		<input type="text" value="Furnace"/>	<input type="text" value="Furnace"/>
Fuel type		<input type="text" value="Electricity"/>	<input type="text" value="Electricity"/>
Fuel rate	\$/kWh	0.116	0.116
<input type="checkbox"/> Heating equipment			
Seasonal efficiency	%	100%	100%
Incremental initial costs	\$		<input type="text"/>
Incremental O&M savings	\$		<input type="text"/>

Commercial/Institutional - Arena - hockey & skating - Public building

- ⬅️ **Fuels & schedules**
 - 🌿 Electricity and fuels
 - 📅 Schedules
- ⬅️ **Equipment**
 - 🔥 Heating
 - Separate Building Furnace
 - Electric Heating
 - Air Source Heat Pump (heating mode)
 - Kitchen Gas Appliances
 - In-Floor Air-to-Water Heat Pump
 - ❄️ Cooling
 - Roof top & Heat pump (Cooling only)
- ⬅️ **End-use**
 - 🏠 Building envelope
 - Zone 1 - Lobby Corridor
 - Zone 2 - Office
 - Zone 4 - Stair well
 - Zone 6 - Office Storage
 - Zone 8 - Multipurpose
 - Zone 10 - Cant Lob Loun Press Off
 - Zone 3 - Elec Rep Surf Stor
- ⬅️ **Optimize supply**
- ⬅️ **Summary**
 - 📄 Include measure?
 - 🌿 Comparison

Heating system

Description

Note

Method

Single fuel Multiple fuels

Options

eLearning RETScreen Connect

Heating system		Base case	Proposed case
Technology		<input type="text" value="Furnace"/>	<input type="text" value="Furnace"/>
Fuel type		<input type="text" value="Electricity"/>	<input type="text" value="Electricity"/>
Fuel rate	\$/kWh	0.116	0.116
<input type="checkbox"/> Heating equipment			
Seasonal efficiency	%	100%	100%
Incremental initial costs	\$		<input type="text" value=""/>
Incremental O&M savings	\$		<input type="text" value=""/>

Commercial/Institutional - Arena - hockey & skating - Public building

- Fuels & schedules**
 - Electricity and fuels
 - Schedules
- Equipment**
 - Heating
 - Separate Building Furnace
 - Electric Heating
 - Air Source Heat Pump (heating mode)
 - Kitchen Gas Appliances
 - In-Floor Air-to-Water Heat Pump
 - Cooling
 - Roof top & Heat pump (Cooling only)
- End-use**
 - Building envelope
 - Zone 1 - Lobby Corridor
 - Zone 2 - Office
 - Zone 4 - Stair well
 - Zone 6 - Office Storage
 - Zone 8 - Multipurpose
 - Zone 10 - Cant Lob Loun Press Off
 - Zone 3 - Elec Rep Surf Stor
- Optimize supply**
- Summary**
 - Include measure?
 - Comparison

Heating system

Description

Note

Method

Single fuel
 Multiple fuels

Options

eLearning
 RETScreen Connect

Heating system		Base case	Proposed case
Technology		<input type="text" value="Furnace"/>	<input type="text" value="Furnace"/>
Fuel type		<input type="text" value="Electricity"/>	<input type="text" value="Electricity"/>
Fuel rate	\$/kWh	0.116	0.116
<input type="checkbox"/> Heating equipment			
Seasonal efficiency	%	250%	250%
Incremental initial costs	\$		<input type="text" value=""/>
Incremental O&M savings	\$		<input type="text" value=""/>

Commercial/Institutional - Arena - hockey & skating - Public building

- ⬅️ **Fuels & schedules**
 - 🌿 Electricity and fuels
 - 📅 Schedules
- ⬅️ **Equipment**
 - 🔥 Heating
 - Separate Building Furnace
 - Electric Heating
 - Air Source Heat Pump (heating mode)
 - Kitchen Gas Appliances
 - In-Floor Air-to-Water Heat Pump
 - ❄️ Cooling
 - Roof top & Heat pump (Cooling only)
- ⬅️ **End-use**
 - 🏠 Building envelope
 - Zone 1 - Lobby Corridor
 - Zone 2 - Office
 - Zone 4 - Stair well
 - Zone 6 - Office Storage
 - Zone 8 - Multipurpose
 - Zone 10 - Cant Lob Loun Press Off
 - Zone 3 - Elec Rep Surf Stor
- ⬅️ **Optimize supply**
- ⬅️ **Summary**
 - 📄 Include measure?
 - 🌿 Comparison

Heating system

Description

Note

Method

Single fuel Multiple fuels

Options

eLearning RETScreen Connect

Heating system		Base case	Proposed case	
Technology		<input type="text" value="Heating system"/>	<input type="text" value="Heating system"/>	
Fuel type		<input type="text" value="Propane - L"/>	<input type="text" value="Propane - L"/>	
Fuel rate	\$/L	0.30	0.30	\$/L
<input type="checkbox"/> Heating equipment				
Seasonal efficiency	%	<input type="text" value="100%"/>	<input type="text" value="100%"/>	
Incremental initial costs	\$		<input type="text"/>	
Incremental O&M savings	\$		<input type="text"/>	

Commercial/Institutional - Arena - hockey & skating - Public building

- Fuels & schedules**
 - Electricity and fuels
 - Schedules
- Equipment**
 - Heating
 - Separate Building Furnace
 - Electric Heating
 - Air Source Heat Pump (heating mode)
 - Kitchen Gas Appliances
 - In-Floor Air-to-Water Heat Pump
 - Cooling
 - Roof top & Heat pump (Cooling only)
- End-use**
 - Building envelope
 - Zone 1 - Lobby Corridor
 - Zone 2 - Office
 - Zone 4 - Stair well
 - Zone 6 - Office Storage
 - Zone 8 - Multipurpose
 - Zone 10 - Cant Lob Loun Press Off
 - Zone 3 - Elec Rep Surf Stor
- Optimize supply**
- Summary**
 - Include measure?
 - Comparison

Heating system

Description

Note

Method

Single fuel Multiple fuels

Options

eLearning RETScreen Connect

Heating system		Base case	Proposed case
Technology		<input type="text" value="Furnace"/>	<input type="text" value="Furnace"/>
Fuel type		<input type="text" value="Electricity"/>	<input type="text" value="Electricity"/>
Fuel rate	\$/kWh	0.116	0.116
<input type="checkbox"/> Heating equipment			
Seasonal efficiency	%	100%	100%
Incremental initial costs	\$		<input type="text"/>
Incremental O&M savings	\$		<input type="text"/>

Commercial/Institutional - Arena - hockey & skating - Public building


- ⬅️ **Fuels & schedules**
 - 🌿 Electricity and fuels
 - 📅 Schedules
- ⬅️ **Equipment**
 - 🔥 Heating
 - Separate Building Furnace
 - Electric Heating
 - Air Source Heat Pump (heating mode)
 - Kitchen Gas Appliances
 - In-Floor Air-to-Water Heat Pump
 - ❄️ Cooling
 - Roof top & Heat pump (Cooling only)
- ⬅️ **End-use**
 - 🏠 Building envelope
 - Zone 1 - Lobby Corridor
 - Zone 2 - Office
 - Zone 4 - Stair well
 - Zone 6 - Office Storage
 - Zone 8 - Multipurpose
 - Zone 10 - Cant Lob Loun Press Off
 - Zone 3 - Elec Rep Surf Stor
- ⬅️ **Optimize supply**
- ⬅️ **Summary**
 - 📄 Include measure?
 - 🌿 Comparison

Cooling system


Description

Note

Options



eLearning



RETScreen
Connect

		Base case	Proposed case	
Technology		Heat pump	Heat pump	
Fuel type		Electricity	Electricity	
Fuel rate	\$/kWh	0.12	0.12	\$/kWh
<input type="checkbox"/> Cooling equipment				
Coefficient of performance - seasonal	kW/kW	3	3	
Incremental initial costs	\$			
Incremental O&M savings	\$			
<input type="checkbox"/> Refrigerant - Optional				

Commercial/Institutional - Arena - hockey & skating - Public building

- ⊖ Fuels & schedules
 - Electricity and fuels
 - Schedules
- ⊖ Equipment
 - Heating
 - Separate Building Furnace
 - Electric Heating
 - Air Source Heat Pump (heating mode)
 - Kitchen Gas Appliances
 - In-Floor Air-to-Water Heat Pump
 - Cooling
 - Roof top & Heat pump (Cooling only)
- ⊖ End-use
 - Building envelope
 - Zone 1 - Lobby Corridor
 - Zone 2 - Office
 - Zone 4 - Stair well
 - Zone 6 - Office Storage
 - Zone 8 - Multipurpose
 - Zone 10 - Cant Lob Loun Press Off
 - Zone 3 - Elec Rep Surf Stor
- ⊖ Optimize supply
- ⊖ Summary
 - Include measure?
 - Comparison

Building envelope

Description

Note

Options

eLearning

RETScreen Connect

		Base case				Proposed case			
Building north	-	15				15			
Schedule		General				General			
Incremental initial costs	\$								
		North	East	South	West	North	East	South	West
<input checked="" type="checkbox"/> Walls									
Area	ft ²			705.86				705.86	
Net area	ft ²	0	0	538	0	0	0	538	0
R-value	ft ² - °F/(Btu/h)			10				10	
Incremental initial costs	\$								
<input type="checkbox"/> Windows									
<input checked="" type="checkbox"/> Doors									
Area	ft ²			168				168	
R-value	ft ² - °F/(Btu/h)			2				2	
Incremental initial costs	\$								
<input type="checkbox"/> Roof									
<input type="checkbox"/> Floor									
<input type="checkbox"/> Wall - below-grade									
<input checked="" type="checkbox"/> Floor - below-grade									
Exposed perimeter	ft	58				58			
Description		Insulated / on-grade				Insulated / on-grade			
R-value	ft ² - °F/(Btu/h)	9.1585				9.1585			
Incremental initial costs	\$								
Natural air infiltration									
Method		Calculated							
Walls		Medium				Medium			
Window		Medium				Medium			
Doors		Medium				Medium			
Natural air infiltration	cfm	152				152			
Incremental initial costs	\$								
Incremental initial costs - total	\$					0			
Incremental O&M savings	\$								
Number of building envelope units		1				1			
System selection		Heating				Heating			
Heating system		Electric Heating				Electric Heating			
Heating	kWh	14,065				14,065			
									Energy saved
									0
									0%

Commercial/Institutional - Arena - hockey & skating - Public building

- ⊖ Fuels & schedules
 - Electricity and fuels
 - Schedules
- ⊖ Equipment
 - Heating
 - Separate Building Furnace
 - Electric Heating
 - Air Source Heat Pump (heating mode)
 - Kitchen Gas Appliances
 - In-Floor Air-to-Water Heat Pump
 - Cooling
 - Roof top & Heat pump (Cooling only)
- ⊖ End-use
 - Building envelope
 - Zone 1 - Lobby Corridor
 - Zone 2 - Office
 - Zone 4 - Stair well
 - Zone 6 - Office Storage
 - Zone 8 - Multipurpose
 - Zone 10 - Cant Lab Loun Press Off
 - Zone 3 - Elec Rep Surf Stor
- ⊖ Optimize supply
- ⊖ Summary
 - Include measure?
 - Comparison

Building envelope

Description

Note

Options

eLearning

RETScreen Connect

Building envelope

	Base case				Proposed case			
Building north	15				15			
Schedule	General				General			
Incremental initial costs	\$							

	North	East	South	West	North	East	South	West	
<input checked="" type="checkbox"/> Walls									
Area	ft ²		324.6	280		324.6	280		
Net area	ft ²	0	0	297	266	0	0	297	266
R-value	ft ² - °F/(Btu/h)		10	10		10	10		
Incremental initial costs	\$								
<input checked="" type="checkbox"/> Windows									
Area	ft ²		28	14		28	14		
R-value	ft ² - °F/(Btu/h)		1.5	1.5		1.5	1.5		
Solar heat gain coefficient									
Incremental initial costs	\$								
<input type="checkbox"/> Solar shading - season of use									
<input type="checkbox"/> Doors									
<input type="checkbox"/> Roof									
<input type="checkbox"/> Floor									
<input type="checkbox"/> Wall - below-grade									
<input checked="" type="checkbox"/> Floor - below-grade									
Exposed perimeter	ft	49.67				49.67			
Description		Insulated / on-grade				Insulated / on-grade			
R-value	ft ² - °F/(Btu/h)	9.1585				9.1585			
Incremental initial costs	\$								
Natural air infiltration									
Method	Calculated								
Walls	Tight								
Window	Tight								
Doors	Tight								
Natural air infiltration	cfm	15.2				15.2			
Incremental initial costs	\$								
Incremental initial costs - total	\$								
Incremental O&M savings	\$								
Number of building envelope units	1				1				
System selection	Heating				Heating				
Heating system	Electric Heating				Electric Heating				
Heating	kWh	5,199				5,199			
Energy saved	0								
	0%								

Commercial/Institutional - Arena - hockey & skating - Public building

- ⊖ Fuels & schedules
 - Electricity and fuels
 - Schedules
- ⊖ Equipment
 - Heating
 - Separate Building Furnace
 - Electric Heating
 - Air Source Heat Pump (heating mode)
 - Kitchen Gas Appliances
 - In-Floor Air-to-Water Heat Pump
 - Cooling
 - Roof top & Heat pump (Cooling only)
- ⊖ End-use
 - Building envelope
 - Zone 1 - Lobby Corridor
 - Zone 2 - Office
 - Zone 4 - Stair well
 - Zone 6 - Office Storage
 - Zone 8 - Multipurpose
 - Zone 10 - Cant Lob Loun Press Off
 - Zone 3 - Elec Rep Surf Stor
- ⊖ Optimize supply
- ⊖ Summary
 - Include measure?
 - Comparison

Building envelope

Description

Note

Options

eLearning
 RETScreen Connect

		Base case				Proposed case				
Building north		15				15				
Schedule		24/7				24/7				
Incremental initial costs		\$								
		North	East	South	West	North	East	South	West	
<input checked="" type="checkbox"/> Walls	Area	ft ²	235	1,144	131.8	235	1,144	131.8	131.8	
	Net area	ft ²	0	235	1,060	132	235	1,060	132	
	R-value	ft ² - °F/(Btu/h)	10	10	10	10	10	10	10	
	Incremental initial costs	\$								
<input type="checkbox"/> Windows										
<input checked="" type="checkbox"/> Doors	Area	ft ²	84			84				
	R-value	ft ² - °F/(Btu/h)	2			2				
	Incremental initial costs	\$								
<input checked="" type="checkbox"/> Roof	Area	ft ²	578			578				
	R-value	ft ² - °F/(Btu/h)	20			20				
	Incremental initial costs	\$								
<input type="checkbox"/> Skylight										
<input type="checkbox"/> Floor										
<input type="checkbox"/> Wall - below-grade										
<input checked="" type="checkbox"/> Floor - below-grade	Exposed perimeter	ft	74			74				
	Description	Insulated / on-grade			Insulated / on-grade					
	R-value	ft ² - °F/(Btu/h)	9.1585			9.1585				
	Incremental initial costs	\$								
Natural air infiltration										
Method		Calculated								
Walls		Tight			Tight					
Window		Tight			Tight					
Doors		Tight			Tight					
Natural air infiltration		cfm	44.6			44.6				
Incremental initial costs		\$								
Incremental initial costs - total		\$					0			
Incremental O&M savings		\$								
Number of building envelope units		1			1					
System selection		Heating			Heating					
Heating system		Electric Heating			Electric Heating					
Heating		kWh	12,644			12,644				

Energy saved
0 kWh

Commercial/Institutional - Arena - hockey & skating - Public building

- ⊖ Fuels & schedules
 - Electricity and fuels
 - Schedules
- ⊖ Equipment
 - Heating
 - Separate Building Furnace
 - Electric Heating
 - Air Source Heat Pump (heating mode)
 - Kitchen Gas Appliances
 - In-Floor Air-to-Water Heat Pump
 - Cooling
 - Roof top & Heat pump (Cooling only)
- ⊖ End-use
 - Building envelope
 - Zone 1 - Lobby Corridor
 - Zone 2 - Office
 - Zone 4 - Stair well
 - Zone 6 - Office Storage
 - Zone 8 - Multipurpose
 - Zone 10 - Cant Lab Loun Press Off
 - Zone 3 - Elec Rep Surf Stor
- ⊖ Optimize supply
- ⊖ Summary
 - Include measure?
 - Comparison

Building envelope

Description

Note

Options

		Base case				Proposed case			
Building north		15				15			
Schedule		General				General			
Incremental initial costs		\$							
		North	East	South	West	North	East	South	West
<input checked="" type="checkbox"/> Walls	Area	ft ²		174.4	158.21			174.4	158.21
	Net area	ft ²	0	160	158	0	0	160	158
	R-value	ft ² - °F/(Btu/h)		10	10			10	10
	Incremental initial costs	\$							
<input checked="" type="checkbox"/> Windows	Area	ft ²		14				14	
	R-value	ft ² - °F/(Btu/h)		1.5				1.5	
	Solar heat gain coefficient								
	Incremental initial costs	\$							
<input type="checkbox"/> Solar shading - season of use									
<input type="checkbox"/> Doors									
<input type="checkbox"/> Roof									
<input type="checkbox"/> Floor									
<input checked="" type="checkbox"/> Wall - below-grade	Area	ft ²	158.21		158.21				
	R-value	ft ² - °F/(Btu/h)	10		10				
	Incremental initial costs	\$							
<input checked="" type="checkbox"/> Floor - below-grade	Exposed perimeter	ft	40.33		40.33				
	Description		Insulated / on-grade		Insulated / on-grade				
	R-value	ft ² - °F/(Btu/h)	9.1585		9.1585				
	Incremental initial costs	\$							
Natural air infiltration									
Method		Calculated							
Walls		Tight							
Window		Tight							
Doors		Tight							
Natural air infiltration		cfm	7.6		7.6				
Incremental initial costs		\$							
Incremental initial costs - total		\$			0				
Incremental O&M savings		\$							
Number of building envelope units			1		1				
System selection			Heating & cooling		Heating & cooling				
Heating system			Air Source Heat Pump (heating mode)		Air Source Heat Pump (heating mode)				
Heating		kWh	3,501		3,501		Energy saved		
							0		
							0%		
Cooling system			Roof top & Heat pump (Cooling only)		Roof top & Heat pump (Cooling only)				
Cooling		kWh	333		333		0		
							0%		

Commercial/Institutional - Arena - hockey & skating - Public building

- ⊖ Fuels & schedules
 - Electricity and fuels
 - Schedules
- ⊖ Equipment
 - Heating
 - Separate Building Furnace
 - Electric Heating
 - Air Source Heat Pump (heating mode)
 - Kitchen Gas Appliances
 - In-Floor Air-to-Water Heat Pump
 - Cooling
 - Roof top & Heat pump (Cooling only)
- ⊖ End-use
 - Building envelope
 - Zone 1 - Lobby Corridor
 - Zone 2 - Office
 - Zone 4 - Stair well
 - Zone 6 - Office Storage
 - Zone 8 - Multipurpose
 - Zone 10 - Cant Lob Loun Press Off
 - Zone 3 - Elec Rep Surf Stor
- ⊖ Optimize supply
- ⊖ Summary
 - Include measure?
 - Comparison

Building envelope
 Description: Zone 8 - Multipurpose
 Note:

Options

Building envelope

Building north: 15

Schedule: General

Incremental initial costs: \$

Proposed case

Building north: 15

Schedule: General

Incremental initial costs: \$

	North	East	South	West	North	East	South	West
<input checked="" type="checkbox"/> Walls								
Area	ft²		161.36				161.36	
Net area	ft²	0	161	0	0	0	161	0
R-value	ft² · °F/(Btu/h)		10				10	
Incremental initial costs	\$							
<input type="checkbox"/> Windows								
<input type="checkbox"/> Doors								
<input checked="" type="checkbox"/> Roof								
Area	ft²	514			514			
R-value	ft² · °F/(Btu/h)	20			20			
Incremental initial costs	\$							
<input type="checkbox"/> Skylight								
<input type="checkbox"/> Floor								
<input type="checkbox"/> Wall - below-grade								
<input type="checkbox"/> Floor - below-grade								
Natural air infiltration								
Method	Calculated							
Walls	Tight				Tight			
Window	Tight				Tight			
Doors	Tight				Tight			
Natural air infiltration	cfm	3.2			3.2			
Incremental initial costs	\$							
Incremental initial costs - total	\$				0			
Incremental O&M savings	\$							
Number of building envelope units		1			1			
System selection		Heating			Heating			
Heating system		Electric Heating			Electric Heating			
Heating	kWh	1,989			1,989			Energy saved
								0 0%

Commercial/Institutional - Arena - hockey & skating - Public building

- ⊖ Fuels & schedules
 - Electricity and fuels
 - Schedules
- ⊖ Equipment
 - Heating
 - Separate Building Furnace
 - Electric Heating
 - Air Source Heat Pump (heating mode)
 - Kitchen Gas Appliances
 - In-Floor Air-to-Water Heat Pump
 - Cooling
 - Roof top & Heat pump (Cooling only)
- ⊖ End-use
 - Building envelope
 - Zone 1 - Lobby Corridor
 - Zone 2 - Office
 - Zone 4 - Stair well
 - Zone 6 - Office Storage
 - Zone 8 - Multipurpose
 - Zone 10 - Cant Lob Loun Press Off
 - Zone 3 - Elec Rep Surf Stor
- ⊖ Optimize supply
- ⊖ Summary
 - Include measure?
 - Comparison

Building envelope

Description

Note

Options

eLearning

RETScreen Connect

Building envelope

	Base case				Proposed case			
Building north	15				15			
Schedule	General				General			
Incremental initial costs	\$							

	North	East	South	West	North	East	South	West
Walls								
Area	461	608	449		461	608	449	
Net area	440	411	449	0	440	411	449	0
R-value	10	10	10		10	10	10	
Incremental initial costs	\$							
Windows								
Area		197				197		
R-value		1.5				1.5		
Solar heat gain coefficient								
Incremental initial costs	\$							
<input type="checkbox"/> Solar shading - season of use								
Doors								
Area	21				21			
R-value	2				2			
Incremental initial costs	\$							
Roof								
Area		4,553				4,553		
R-value		20				20		
Incremental initial costs	\$							
<input type="checkbox"/> Skylight								
<input type="checkbox"/> Floor								
<input type="checkbox"/> Wall - below-grade								
Floor - below-grade								
Exposed perimeter	10				10			
Description	Insulated / on-grade				Insulated / on-grade			
R-value	9.1585				9.1585			
Incremental initial costs	\$							
Natural air infiltration								
Method	Calculated							

Commercial/Institutional - Arena - hockey & skating - Public building


- Fuels & schedules
 - Electricity and fuels
 - Schedules
- Equipment
 - Heating
 - Separate Building Furnace
 - Electric Heating
 - Air Source Heat Pump (heating mode)
 - Kitchen Gas Appliances
 - In-Floor Air-to-Water Heat Pump
 - Cooling
 - Roof top & Heat pump (Cooling only)
- End-use
 - Zone 8 - Multipurpose
 - Zone 10 - Cant Lob Loun Press Off
 - Zone 3 - Elec Rep Surf Stor
 - Zone 5 - Change rooms
 - Zone 7 - Mech Off CR
 - Zone 9 - WR JR
 - Zone 11 - Kit WR Vest
 - Zone 12 - Separate building
- Optimize supply
- Summary
 - Include measure?
 - Comparison

Building envelope


Description

Note

Options



eLearning



RETScreen Connect

Building envelope

	Base case				Proposed case			
Building north	15				15			
Schedule	General				General			
Incremental initial costs	\$							

	North		East		South		West	
<input checked="" type="checkbox"/> Walls								
Area	ft ²	333.15	0	0	1,285	1,426.41	333.15	1,426.41
Net area	ft ²	333	0	0	1,285	1,426.41	333	1,285
R-value	ft ² - °F/(Btu/h)	10	↑	↑	↑	10	↑	10
Incremental initial costs	\$							\$
<input type="checkbox"/> Windows								
<input checked="" type="checkbox"/> Doors								
Area	ft ²					141		
R-value	ft ² - °F/(Btu/h)					2.5		
Incremental initial costs	\$							\$
<input checked="" type="checkbox"/> Roof								
Area	ft ²	1,905.85						
R-value	ft ² - °F/(Btu/h)	20				↑	20	
Incremental initial costs	\$							\$
<input type="checkbox"/> Skylight								
<input type="checkbox"/> Floor								
<input type="checkbox"/> Wall - below-grade								
<input checked="" type="checkbox"/> Floor - below-grade								
Exposed perimeter	ft	100.4				100.4		
Description	Insulated / on-grade				Insulated / on-grade			
R-value	ft ² - °F/(Btu/h)	9.1585				↑	9.1585	
Incremental initial costs	\$							\$
Natural air infiltration								
Method	Calculated							
Walls	Tight				Tight			
Window	Tight				Tight			
Doors	Tight				Tight			
Natural air infiltration	cfm	59.6				59.6		
Incremental initial costs	\$							\$

Commercial/Institutional - Arena - hockey & skating - Public building

- Electricity and fuels
 - Schedules
- Heating
 - Separate Building Furnace
 - Electric Heating
 - Air Source Heat Pump (heating mode)
 - Kitchen Gas Appliances
 - In-Floor Air-to-Water Heat Pump
 - Cooling
 - Roof top & Heat pump (Cooling only)
- Zone 8 - Multipurpose
 - Zone 10 - Cant Lob Loun Press Off
 - Zone 3 - Elec Rep Surf Stor
 - Zone 5 - Change rooms
 - Zone 7 - Mech Off CR
 - Zone 9 - WR JR
 - Zone 11 - Kit WR Vest
 - Zone 12 - Separate building
- Optimize supply
- Summary
 - Include measure?
 - Comparison

Building envelope

Description

Note

Options

eLearning RETScreen Connect

Building envelope

Building north

Schedule

Incremental initial costs \$

	Base case				Proposed case			
	North	East	South	West	North	East	South	West
<input checked="" type="checkbox"/> Walls								
Area	<input type="text" value="0"/>	<input type="text" value="0"/>	<input type="text" value="1,338.7"/>	<input type="text" value="0"/>	<input type="text" value="0"/>	<input type="text" value="0"/>	<input type="text" value="1,338.7"/>	<input type="text" value="0"/>
Net area	<input type="text" value="0"/>	<input type="text" value="0"/>	<input type="text" value="1,339"/>	<input type="text" value="0"/>	<input type="text" value="0"/>	<input type="text" value="0"/>	<input type="text" value="1,339"/>	<input type="text" value="0"/>
R-value	<input type="text" value="0"/>	<input type="text" value="0"/>	<input type="text" value="10"/>	<input type="text" value="0"/>	<input type="text" value="0"/>	<input type="text" value="0"/>	<input type="text" value="10"/>	<input type="text" value="0"/>
Incremental initial costs	<input type="text" value="\$"/>				<input type="text" value="\$"/>			
<input type="checkbox"/> Windows								
<input type="checkbox"/> Doors								
<input type="checkbox"/> Roof								
<input type="checkbox"/> Floor								
<input type="checkbox"/> Wall - below-grade								
<input checked="" type="checkbox"/> Floor - below-grade								
Exposed perimeter	<input type="text" value="110"/>				<input type="text" value="110"/>			
Description	<input type="text" value="Insulated / on-grade"/>				<input type="text" value="Insulated / on-grade"/>			
R-value	<input type="text" value="9.1585"/>				<input type="text" value="9.1585"/>			
Incremental initial costs	<input type="text" value="\$"/>				<input type="text" value="\$"/>			
Natural air infiltration								
Method	<input type="text" value="Calculated"/>							
Walls	<input type="text" value="Tight"/>				<input type="text" value="Tight"/>			
Window	<input type="text" value="Tight"/>				<input type="text" value="Tight"/>			
Doors	<input type="text" value="Tight"/>				<input type="text" value="Tight"/>			
Natural air infiltration	<input type="text" value="26.4"/>				<input type="text" value="26.4"/>			
Incremental initial costs	<input type="text" value="\$"/>				<input type="text" value="\$"/>			
Incremental initial costs - total	<input type="text" value="\$"/>				<input type="text" value="0"/>			
Incremental O&M savings	<input type="text" value="\$"/>				<input type="text" value="\$"/>			
Number of building envelope units	<input type="text" value="1"/>				<input type="text" value="1"/>			
System selection	<input type="text" value="Heating"/>				<input type="text" value="Heating"/>			
Heating system	<input type="text" value="Electric Heating"/>				<input type="text" value="Electric Heating"/>			
Heating	<input type="text" value="8,853 kWh"/>				<input type="text" value="8,853 kWh"/>			

Energy saved

0
0%

Commercial/Institutional - Arena - hockey & skating - Public building

- ⊖ Fuels & schedules
 - Electricity and fuels
 - Schedules
- ⊖ Equipment
 - Heating
 - Separate Building Furnace
 - Electric Heating
 - Air Source Heat Pump (heating mode)
 - Kitchen Gas Appliances
 - In-Floor Air-to-Water Heat Pump
 - Cooling
 - Roof top & Heat pump (Cooling only)
- ⊖ End-use
 - Zone 8 - Multipurpose
 - Zone 10 - Cant Lob Loun Press Off
 - Zone 3 - Elec Rep Surf Stor
 - Zone 5 - Change rooms
 - Zone 7 - Mech Off CR
 - Zone 9 - WR JR
 - Zone 11 - Kit WR Vest
 - Zone 12 - Separate building
- ⊖ Optimize supply
- ⊖ Summary
 - Include measure?
 - Comparison

Building envelope
 Description: Zone 7 - Mech Off CR
 Note:

Options
 eLearning
 RETScreen Connect

Building envelope
 Building north: 15
 Schedule: General
 Incremental initial costs: \$

	Base case				Proposed case			
	North	East	South	West	North	East	South	West
<input checked="" type="checkbox"/> Walls								
Area	474.63	0	0	0	474.63	0	0	0
Net area	475	0	0	0	475	0	0	0
R-value	10				10			
Incremental initial costs	\$				\$			
<input type="checkbox"/> Windows								
<input type="checkbox"/> Doors								
<input type="checkbox"/> Roof								
<input type="checkbox"/> Floor								
<input checked="" type="checkbox"/> Wall - below-grade								
Area	1,495				1,495			
R-value	10				10			
Incremental initial costs	\$				\$			
<input checked="" type="checkbox"/> Floor - below-grade								
Exposed perimeter	75				75			
Description	Insulated / on-grade				Insulated / on-grade			
R-value	9.1585				9.1585			
Incremental initial costs	\$				\$			
Natural air infiltration								
Method	Calculated							
Walls	Medium				Medium			
Window	Medium				Medium			
Doors	Medium				Medium			
Natural air infiltration	46.7				46.7			
Incremental initial costs	\$				\$			
Incremental initial costs - total	\$				0			
Incremental O&M savings	\$				\$			
Number of building envelope units	1				1			
System selection	Heating				Heating			
Medium selection	Electric Heating				Electric Heating			

Energy saved

Commercial/Institutional - Arena - hockey & skating - Public building

- ⊖ Fuels & schedules
 - Electricity and fuels
 - Schedules
- ⊖ Equipment
 - Heating
 - Separate Building Furnace
 - Electric Heating
 - Air Source Heat Pump (heating mode)
 - Kitchen Gas Appliances
 - In-Floor Air-to-Water Heat Pump
 - Cooling
 - Roof top & Heat pump (Cooling only)
- ⊖ End-use
 - Zone 8 - Multipurpose
 - Zone 10 - Cant Lob Loun Press Off
 - Zone 3 - Elec Rep Surf Stor
 - Zone 5 - Change rooms
 - Zone 7 - Mech Off CR
 - Zone 9 - WR JR
 - Zone 11 - Kit WR Vest
 - Zone 12 - Separate building
- ⊖ Optimize supply
- ⊖ Summary
 - Include measure?
 - Comparison

Building envelope

Description

Note

Options

eLearning

RETScreen Connect

Building envelope

	Base case				Proposed case			
Building north	15				15			
Schedule	General				General			
Incremental initial costs	\$							

Walls

	North	East	South	West	North	East	South	West
Area	ft ²				923			
Net area	ft ²				0			
R-value	ft ² - °F/(Btu/h)				10			
Incremental initial costs	\$							

Windows

Doors

Roof

Area	ft ²				370			
R-value	ft ² - °F/(Btu/h)				20			
Incremental initial costs	\$							

Skylight

Floor

Wall - below-grade

Floor - below-grade

Natural air infiltration

	Method	Calculated
Walls	Tight	Tight
Window	Tight	Tight
Doors	Tight	Tight
Natural air infiltration	cfm	18.2
Incremental initial costs	\$	

Incremental initial costs - total	\$	0
Incremental O&M savings	\$	
Number of building envelope units	1	1
System selection	Heating	Heating
Heating system	Electric Heating	Air Source Heat Pump (heating mode)
Heating	kWh	5,722

Energy saved
0
0%

Commercial/Institutional - Arena - hockey & skating - Public building

- ⊖ Fuels & schedules
 - Electricity and fuels
 - Schedules
- ⊖ Equipment
 - Heating
 - Separate Building Furnace
 - Electric Heating
 - Air Source Heat Pump (heating mode)
 - Kitchen Gas Appliances
 - In-Floor Air-to-Water Heat Pump
 - Cooling
 - Roof top & Heat pump (Cooling only)
- ⊖ End-use
 - Zone 8 - Multipurpose
 - Zone 10 - Cant Lob Loun Press Off
 - Zone 3 - Elec Rep Surf Stor
 - Zone 5 - Change rooms
 - Zone 7 - Mech Off CR
 - Zone 9 - WR JR
 - Zone 11 - Kit WR Vest
 - Zone 12 - Separate building
- ⊖ Optimize supply
- ⊖ Summary
 - Include measure?
 - Comparison

Building envelope

Description

Note

Options

Building envelope

Building north

Schedule

Incremental initial costs \$

	Base case				Proposed case				
	North	East	South	West	North	East	South	West	
Walls									
Area	185	637	449	62	185	637	449	62	
Net area	185	492	449	62	185	492	449	62	
R-value	10	10	10	10	10	10	10	10	
Incremental initial costs	\$				\$				
Windows									
Area	145				145				
R-value	1.5				1.5				
Solar heat gain coefficient									
Incremental initial costs	\$				\$				
<input type="checkbox"/> Solar shading - season of use									
<input type="checkbox"/> Doors									
Roof									
Area	1,180				1,180				
R-value	20				20				
Incremental initial costs	\$				\$				
<input type="checkbox"/> Skylight									
<input type="checkbox"/> Floor									
<input type="checkbox"/> Wall - below-grade									
<input type="checkbox"/> Floor - below-grade									
Natural air infiltration									
Method	Calculated								
Walls	Tight				Tight				
Window	Tight				Tight				
Doors	Tight				Tight				
Natural air infiltration	cfm	37.7				37.7			
Incremental initial costs	\$				\$				

Incremental initial costs - total

\$

0

Commercial/Institutional - Arena - hockey & skating - Public building

- Fuels & schedules
 - Electricity and fuels
 - Schedules
- Equipment
 - Heating
 - Separate Building Furnace
 - Electric Heating
 - Air Source Heat Pump (heating mode)
 - Kitchen Gas Appliances
 - In-Floor Air-to-Water Heat Pump
 - Cooling
 - Roof top & Heat pump (Cooling only)
- End-use
 - Zone 8 - Multipurpose
 - Zone 10 - Cant Lob Loun Press Off
 - Zone 3 - Elec Rep Surf Stor
 - Zone 5 - Change rooms
 - Zone 7 - Mech Off CR
 - Zone 9 - WR JR
 - Zone 11 - Kit WR Vest
 - Zone 12 - Separate building
- Optimize supply
- Summary
 - Include measure?
 - Comparison

Building envelope

Description

Note

Options

		Base case				Proposed case				
Building north	-	15				15				
Schedule		Separate Building				Separate Building				
Incremental initial costs	\$									
<input checked="" type="checkbox"/> Walls			North	East	South	West	North	East	South	West
Area	ft ²	1,520	400	1,520	400	1,520	400	1,520	400	400
Net area	ft ²	1,520	400	1,520	400	1,520	400	1,520	400	400
R-value	ft ² - °F/(Btu/h)	10	10	10	10	10	10	10	10	10
Incremental initial costs	\$									
<input type="checkbox"/> Windows										
<input type="checkbox"/> Doors										
<input checked="" type="checkbox"/> Roof			6,080				6,080			
Area	ft ²	6,080				6,080				
R-value	ft ² - °F/(Btu/h)	10				10				
Incremental initial costs	\$									
<input type="checkbox"/> Skylight										
<input type="checkbox"/> Floor										
<input type="checkbox"/> Wall - below-grade										
<input checked="" type="checkbox"/> Floor - below-grade			384				384			
Exposed perimeter	ft	384				384				
Description		Insulated / on-grade				Insulated / on-grade				
R-value	ft ² - °F/(Btu/h)	5				5				
Incremental initial costs	\$									
Natural air infiltration			Calculated				Calculated			
Method		Leaky				Leaky				
Walls		Leaky				Leaky				
Window		Leaky				Leaky				
Doors		Leaky				Leaky				
Natural air infiltration	cfm	1,512				1,512				
Incremental initial costs	\$									
Incremental initial costs - total	\$					0				
Incremental O&M savings	\$									
Number of building envelope units		1				1				
System selection		Heating				Heating				

Commercial/Institutional - Arena - hockey & skating - Public building

Fuels & schedules

- Electricity and fuels
- Schedules

Equipment

- Heating
 - Separate Building Furnace
 - Electric Heating
 - Air Source Heat Pump (heating mode)
 - Kitchen Gas Appliances
 - In-Floor Air-to-Water Heat Pump
- Cooling
 - Roof top & Heat pump (Cooling only)

End-use

- Zone 12 - Separate building
- Ventilation
 - HRV-1
 - HRV-2 and HRV-5
 - HRV-3 and HRV-4
- Lights
- Electrical equipment

Optimize supply

Summary

- Include measure?
- Comparison

Ventilation

Description:

Note:

Method 1

Method 2

Options

eLearning

RETScreen Connect

Ventilation - Method 1

	Base case	Proposed case	Energy saved
Schedule	General	General	
Flow	925	925	
Fresh air	100%	100%	
System reheat	Yes	Yes	
System selection	Heating	Heating	
Fan control	Constant	Constant	
Ventilation control	Constant	Constant	
Intake air damper leakage	Leaky	Leaky	
Heat recovery efficiency	67%	67%	
Costing method		Level 1	
Incremental initial costs	\$		\$
Incremental O&M savings	\$		
Number of ventilation units	1	1	
Heating system	Separate Building Furnace	Separate Building Furnace	
Heating	16,446	16,446	0
			0%

Commercial/Institutional - Arena - hockey & skating - Public building

- Fuels & schedules**
 - Electricity and fuels
 - Schedules
- Equipment**
 - Heating
 - Separate Building Furnace
 - Electric Heating
 - Air Source Heat Pump (heating mode)
 - Kitchen Gas Appliances
 - In-Floor Air-to-Water Heat Pump
 - Cooling
 - Roof top & Heat pump (Cooling only)
- End-use**
 - Zone 12 - Separate building
 - Ventilation
 - HRV-1
 - HRV-2 and HRV-5
 - HRV-3 and HRV-4
 - Lights
 - Lights
 - Electrical equipment
- Optimize supply**
- Summary**
 - Include measure?
 - Comparison

Ventilation

Description

Note

Method

Method 1

Method 2

Options

eLearning

RETScreen Connect

Ventilation - Method 1

		Base case	Proposed case	Energy saved
Schedule		General	General	
Flow	cfm	1,000	1,000	
Fresh air	%	100%	100%	
System reheat		Yes	Yes	
System selection		Heating	Heating	
Fan control		Constant	Constant	
Ventilation control		Constant	Constant	
Intake air damper leakage		Leaky	Leaky	
Heat recovery efficiency	%	67%	67%	
Costing method			Level 1	
Incremental initial costs	\$			
Incremental O&M savings	\$			
Number of ventilation units		1	1	
Heating system		Separate Building Furnace	Separate Building Furnace	
Heating	kWh	17,779	17,779	0
				0%

Commercial/Institutional - Arena - hockey & skating - Public building

Fuels & schedules

- Electricity and fuels
- Schedules

Equipment

- Heating
 - Separate Building Furnace
 - Electric Heating
 - Air Source Heat Pump (heating mode)
 - Kitchen Gas Appliances
 - In-Floor Air-to-Water Heat Pump
- Cooling
 - Roof top & Heat pump (Cooling only)

End-use

- Zone 12 - Separate building
- Ventilation
 - HRV-1
 - HRV-2 and HRV-5
 - HRV-3 and HRV-4
- Lights
- Electrical equipment

Optimize supply

Summary

- Include measure?
- Comparison

Ventilation

Description:

Note:

Method 1

Method 2

eLearning

RETScreen Connect

Ventilation - Method 1

	Base case	Proposed case	Energy saved
Schedule	General	General	
Flow	800	800	
Fresh air	100%	100%	
System reheat	Yes	Yes	
System selection	Heating	Heating	
Fan control	Constant	Constant	
Ventilation control	Constant	Constant	
Intake air damper leakage	Leaky	Leaky	
Heat recovery efficiency	67%	67%	
Costing method		Level 1	
Incremental initial costs	\$	\$	
Incremental O&M savings	\$	\$	
Number of ventilation units	1	1	
Heating system	Separate Building Furnace	Separate Building Furnace	
Heating	14,223	14,223	0
			0%

Commercial/Institutional - Arena - hockey & skating - Public building

- Fuels & schedules**
 - Electricity and fuels
 - Schedules
- Equipment**
 - Heating
 - Separate Building Furnace
 - Electric Heating
 - Air Source Heat Pump (heating mode)
 - Kitchen Gas Appliances
 - In-Floor Air-to-Water Heat Pump
 - Cooling
 - Roof top & Heat pump (Cooling only)
- End-use**
 - Zone 12 - Separate building
 - Ventilation
 - HRV-1
 - HRV-2 and HRV-5
 - HRV-3 and HRV-4
 - Lights
 - Lights
 - Electrical equipment
- Optimize supply**
- Summary**
 - Include measure?
 - Comparison

Lights

Description:

Note:

Level

Level 1

Level 2

Options

eLearning

RETScreen Connect

Lights - Level 1

		Base case	Proposed case	Energy saved
Floor area	<input type="text" value="m<sup>2</sup>"/>	1	1	
Lighting load per unit area	<input type="text" value="W/m<sup>2</sup>"/>	191,352,000	46,765,000	
Operating hours	<input type="text" value="h/yr"/>	1	1	
Incremental initial costs	<input type="text" value="\$"/>		103,166	
Incremental O&M savings	<input type="text" value="\$"/>			
Number of units		1	1	
Electricity	<input type="text" value="kWh"/>	191,352	46,765	144,587 75.6%

Impact

Space cooling impact

Space heating impact

Commercial/Institutional - Arena - hockey & skating - Public building

- Fuels & schedules
 - Electricity and fuels
 - Schedules
- Equipment
 - Heating
 - Separate Building Furnace
 - Electric Heating
 - Air Source Heat Pump (heating mode)
 - Kitchen Gas Appliances
 - In-Floor Air-to-Water Heat Pump
 - Cooling
 - Roof top & Heat pump (Cooling only)
- End-use
 - HRV-1
 - HRV-2 and HRV-5
 - HRV-3 and HRV-4
- Lights
 - Lights
- Electrical equipment
 - Ice Plant
 - Plug Loads
 - Hot water
- Optimize supply
- Summary
 - Include measure?
 - Comparison

Electrical equipment

Description

Note

Options

Description	Quantity	Base case			Proposed case			Incremental initial costs	
		Operating hours	Electricity load	Duty cycle	Operating hours	Electricity load	Duty cycle		
		h/yr	kW	%		h/yr	kW	%	\$
Compressor 1	1	3,485	37.3	100%	1	3,215	37.3	100%	
Compressor 2	1	3,485	37.3	100%	1	3,215	37.3	100%	
Brine Pump	1	4,885	14.92	100%	1	4,885	14.92	100%	
Condenser Pump	1	2,271.32	2.238	100%	1	2,271.32	2.238	100%	
Jacket Water Pump	1	4,885	0.373	100%	1	4,885	0.373	100%	
Condenser Fan	1	4,502.91	2.238	100%	1	4,502.91	2.238	100%	
Total									0

	Base case	Proposed case	Energy saved
Incremental initial costs	\$	0	
Incremental O&M savings	\$		
Electricity	349,848 kWh	329,706	20,142 5.8%

Impact

Space cooling impact

Space heating impact

Commercial/Institutional - Arena - hockey & skating - Public building


- ⊖ Fuels & schedules
 - Electricity and fuels
 - Schedules
- ⊖ Equipment
 - Heating
 - Separate Building Furnace
 - Electric Heating
 - Air Source Heat Pump (heating mode)
 - Kitchen Gas Appliances
 - In-Floor Air-to-Water Heat Pump
 - Cooling
 - Roof top & Heat pump (Cooling only)
 - End-use
 - HRV-1
 - HRV-2 and HRV-5
 - HRV-3 and HRV-4
 - Lights
 - Electrical equipment
 - Ice Plant
 - Plug Loads
 - Hot water
 - Optimize supply
 - Summary
 - Include measure?
 - Comparison


Electrical equipment

Description

Note

Options

 eLearning

 RETScreen Connect

Description	Quantity	Base case			Proposed case			Incremental initial costs	
		Operating hours	Electricity load	Duty cycle	Operating hours	Electricity load	Duty cycle		
		h/yr	W	%	h/yr	W	%	\$	
(Combined Plug Loads (see Excel doc))	1	8,760	9,992.2283	50%	1	8,760	9,992.2283	50%	
Total									0
Incremental initial costs	\$	Base case		Proposed case	Energy saved				
Incremental O&M savings	\$			0					
Electricity	kWh	43,766		43,766	0			0%	

Impact

Space cooling impact  15%

Space heating impact  50%

Commercial/Institutional - Arena - hockey & skating - Public building

- Fuels & schedules**
 - Electricity and fuels
 - Schedules
- Equipment**
 - Heating**
 - Separate Building Furnace
 - Electric Heating
 - Air Source Heat Pump (heating mode)
 - Kitchen Gas Appliances
 - In-Floor Air-to-Water Heat Pump
 - Cooling**
 - Roof top & Heat pump (Cooling only)
- End-use**
 - Lights**
 - Lights
 - Electrical equipment**
 - Ice Plant
 - Plug Loads
 - Hot water**
 - Flood Water Heating
 - Pumps**
- Optimize supply**
- Summary**
 - Include measure?
 - Comparison

Hot water

Description

Note

Method

Method 1
 Method 2
 Swimming pool

Options

eLearning
 RETScreen Connect

Hot water - Method 1

	Base case	Proposed case	Energy saved
<input checked="" type="checkbox"/> Load type - calculator			
Hot water use	596.05	596.05	
Temperature	140	120	
Supply temperature method	Formula		
Water temperature - minimum	34.3		
Water temperature - maximum	50.2		
Operating hours	24	24	
Heat recovery efficiency	0%	0%	
<input checked="" type="checkbox"/> Percent of month used			
January	100%	100%	
February	100%	100%	
March	100%	100%	
April	100%	100%	
May	0%	0%	
June	0%	0%	
July	0%	0%	
August	0%	0%	
September	100%	100%	
October	100%	100%	
November	100%	100%	
December	100%	100%	
Incremental initial costs	\$	36,000	
Incremental initial costs - other	\$		
Incremental initial costs - total	\$	36,000	
Incremental O&M savings	\$		
Heating system	Electric Heating	Electric Heating	
Heating	35,040 kWh	27,962 kWh	7,078 kWh 20.2%

- ⤴ **Fuels & schedules**
 - 🔥 Electricity and fuels
 - 📅 Schedules
- ⤴ **Equipment**
 - 🔥 Heating
 - 🏠 Separate Building Furnace
 - ⚡ Electric Heating
 - 🌬️ Air Source Heat Pump (heating mode)
 - 🍳 Kitchen Gas Appliances
 - 🌊 In-Floor Air-to-Water Heat Pump
 - ❄️ Cooling
 - 🏠 Roof top & Heat pump (Cooling only)
- ⤴ **End-use**
 - 🔌 Electrical equipment
 - 🧊 Ice Plant
 - 🔌 Plug Loads
 - 🌊 Hot water
 - 🏠 Flood Water Heating
 - ⚙️ Pumps
 - ⚙️ Pumps
 - 🏠 Motors
 - 🏠 Motors
- ⤴ **Optimize supply**
- ⤴ **Summary**
 - 📄 Include measure?
 - 📊 Comparison

Pumps

Description

Note

Method

Pumps

Water pumping

Options

eLearning

RETScreen Connect

Pumps - Pumps

		Base case	Proposed case	Energy saved
Motor				
Type		Standard efficiency	Standard efficiency	
Capacity	<input type="text" value="hp"/>	0.1667	0.1667	
Efficiency - full load	%	78.1%	78.1%	
Manufacturer				
Model				
Load factor	%	70%	70%	
Efficiency - operating conditions	%	77.3%	77.3%	
Motor shaft power load	hp	0.12	0.12	
Pump				
Efficiency	%	80%	80%	
Fluid load - full flow	hp	0.09	0.09	
Flow type		Constant	Constant	
Operating hours	<input type="text" value="h/yr"/>	5,832	5,832	
Incremental initial costs	<input type="text" value="\$"/>			
Incremental O&M savings	\$			
Number of pumps		1	1	
Electricity	<input type="text" value="kWh"/>	650	650	0 0%

Impact

Space cooling impact

Space heating impact

Commercial/Institutional - Arena - hockey & skating - Public building

- ^ Fuels & schedules
 - Electricity and fuels
 - Schedules
- ^ Equipment
 - Heating
 - Separate Building Furnace
 - Electric Heating
 - Air Source Heat Pump (heating mode)
 - Kitchen Gas Appliances
 - In-Floor Air-to-Water Heat Pump
 - Cooling
 - Roof top & Heat pump (Cooling only)
- ^ End-use
 - Pumps
 - Pumps
 - Motors
 - HRV-1 to HRV-5 Fan Motors
 - Canteen and Fitness Area RTU Fan Motors
 - Process heat
 - Ice Rink and Heated Spaces Partion
 - Kitchen Appliances
- ^ Optimize supply
- ^ Summary
 - Include measure?
 - Comparison

Motors

Description

Note

Method Method 1 Method 2

Options eLearning RETScreen Connect

Motors - Method 1

Description	Quantity	Capacity hp	Base case		Proposed case		Incremental initial costs		
			Load factor - overall %	Operating hours h/d	Load factor - overall %	Operating hours h/d	Unit cost \$/kW	Fixed cost \$	Total cost \$
	10	1.5	70%	24	70%	24			\$
Total	10								0
Incremental initial costs									\$
Incremental O&M savings									\$
Electricity	kWh	68,617			68,617	0			0%

Impact

Space cooling impact

Space heating impact

Commercial/Institutional - Arena - hockey & skating - Public building

- ^ Fuels & schedules
 - Electricity and fuels
 - Schedules
- ^ Equipment
 - Heating
 - Separate Building Furnace
 - Electric Heating
 - Air Source Heat Pump (heating mode)
 - Kitchen Gas Appliances
 - In-Floor Air-to-Water Heat Pump
 - Cooling
 - Roof top & Heat pump (Cooling only)
- ^ End-use
 - Pumps
 - Pumps
 - Motors
 - HRV-1 to HRV-5 Fan Motors
 - Canteen and Fitness Area RTU Fan Motors
 - Process heat
 - Ice Rink and Heated Spaces Partion
 - Kitchen Appliances
- ^ Optimize supply
- ^ Summary
 - Include measure?
 - Comparison

Motors

Description: Canteen and Fitness Area RTU Fan Motors

Note:

Method: Method 1 Method 2

Options: eLearning RETScreen Connect

Motors - Method 1

Description	Quantity	Capacity hp	Base case		Proposed case		Incremental initial costs		
			Load factor - overall %	Operating hours h/d	Load factor - overall %	Operating hours h/d	Unit cost \$/kW	Fixed cost \$	Total cost \$
RTU-1 and RTU-2 Fans	2	5	70%	12	%	h/d			
Total	2								0
Incremental initial costs		\$							0
Incremental O&M savings		\$							
Electricity	kWh	22,872				22,872			100%



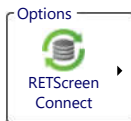
Commercial/Institutional - Arena - hockey & skating - Public building

- Fuels & schedules**
 - Electricity and fuels
 - Schedules
- Equipment**
 - Heating
 - Separate Building Furnace
 - Electric Heating
 - Air Source Heat Pump (heating mode)
 - Kitchen Gas Appliances
 - In-Floor Air-to-Water Heat Pump
 - Cooling
 - Roof top & Heat pump (Cooling only)
- End-use**
 - Pumps
 - Pumps
 - Motors
 - HRV-1 to HRV-5 Fan Motors
 - Canteen and Fitness Area RTU Fan Motors
 - Process heat
 - Ice Rink and Heated Spaces Partion
 - Kitchen Appliances
- Optimize supply**
- Summary**
 - Include measure?
 - Comparison

Process heat

Description

Note



Process heat

		Base case	Proposed case	Energy saved
Level		Level 1		
Heating - per unit	<input type="text" value="kWh"/>	<input type="text" value="63,163"/>	<input type="text" value="63,163"/>	
Incremental initial costs	\$			
Incremental O&M savings	\$			
Heating system		<input type="text" value="Electric Heating"/>	<input type="text" value="Electric Heating"/>	
Number of units		<input type="text" value="1"/>	<input type="text" value="1"/>	
Heating	<input type="text" value="kWh"/>	<input type="text" value="63,163"/>	<input type="text" value="63,163"/>	<input type="text" value="0"/>
				<input type="text" value="0%"/>

Commercial/Institutional - Arena - hockey & skating - Public building

- Fuels & schedules**
 - Electricity and fuels
 - Schedules
- Equipment**
 - Heating
 - Separate Building Furnace
 - Electric Heating
 - Air Source Heat Pump (heating mode)
 - Kitchen Gas Appliances
 - In-Floor Air-to-Water Heat Pump
 - Cooling
 - Roof top & Heat pump (Cooling only)
- End-use**
 - Pumps
 - Pumps
 - Motors
 - HRV-1 to HRV-5 Fan Motors
 - Canteen and Fitness Area RTU Fan Motors
 - Process heat
 - Ice Rink and Heated Spaces Partion
 - Kitchen Appliances
- Optimize supply**
- Summary**
 - Include measure?
 - Comparison

Process heat

Description

Note



Process heat

		Base case	Proposed case	Energy saved
Level		Level 1		
Heating - per unit	<input type="text" value="GJ"/>	48.3768	48.3768	
Incremental initial costs	\$			
Incremental O&M savings	\$			
Heating system		<input type="text" value="Kitchen Gas Appliances"/>	<input type="text" value="Kitchen Gas Appliances"/>	
Number of units		1	1	
Heating	<input type="text" value="GJ"/>	48.4	48.4	0 0%

Commercial/Institutional - Arena - hockey & skating - Public building

- Fuels & schedules**
 - Electricity and fuels
 - Schedules
- Equipment**
 - Heating
 - Separate Building Furnace
 - Electric Heating
 - Air Source Heat Pump (heating mode)
 - Kitchen Gas Appliances
 - In-Floor Air-to-Water Heat Pump
 - Cooling
 - Roof top & Heat pump (Cooling only)
- End-use**
 - Motors
 - HRV-1 to HRV-5 Fan Motors
 - Canteen and Fitness Area RTU Fan Motors
 - Process heat
 - Ice Rink and Heated Spaces Partion
 - Kitchen Appliances
 - Other
 - Player Showers
- Optimize supply**
- Summary**
 - Include measure?
 - Comparison

Other - Electricity

Description

Note

Method

Electricity
 Heating
 Cooling

Options

Other - Electricity

		Base case	Proposed case	Energy saved
Level		Level 1		
Electricity - per unit	<input type="text" value="kWh"/>	144,255.49	144,255.49	
Incremental initial costs	\$			
Incremental O&M savings	\$			
Number of units		1	1	
Electricity	<input type="text" value="kWh"/>	144,255	144,255	0 0%

Impact

Space cooling impact

Space heating impact

Commercial/Institutional - Arena - hockey & skating - Public building

Fuels & schedules		Show: All	Heating	Cooling	Electricity	Incremental initial costs	Fuel cost savings	Incremental O&M savings	Simple payback yr	Include measure?
Schedules		Fuel saved	kWh	kWh	kWh	\$	\$	\$		<input checked="" type="checkbox"/>
Equipment										
Heating										
Separate Building Furnace		0				0	0	0		<input checked="" type="checkbox"/>
Electric Heating		0				0	0	0		<input checked="" type="checkbox"/>
Air Source Heat Pump (heating mode)		2,748				0	319	0	Immediate	<input checked="" type="checkbox"/>
Kitchen Gas Appliances		0				0	0	0		<input checked="" type="checkbox"/>
In-Floor Air-to-Water Heat Pump		0				0	0	0		<input checked="" type="checkbox"/>
Cooling										
Roof top & Heat pump (Cooling only)			0			0	0	0		<input checked="" type="checkbox"/>
Building envelope										
Zone 1 - Lobby Corridor		-947				0	-110	0	None	<input checked="" type="checkbox"/>
Zone 2 - Office		-350				0	-40.6	0	None	<input checked="" type="checkbox"/>
Zone 4 - Stair well		-851				0	-98.8	0	None	<input checked="" type="checkbox"/>
Zone 6 - Office Storage		-94.2		76.8		0	-2	0	None	<input checked="" type="checkbox"/>
Zone 8 - Multipurpose		-134				0	-15.5	0	None	<input checked="" type="checkbox"/>
Zone 10 - Cant Lob Loun Press Off		-658		536		0	-14.1	0	None	<input checked="" type="checkbox"/>
Zone 3 - Elec Rep Surf Stor		-1,222				0	-142	0	None	<input checked="" type="checkbox"/>
Zone 5 - Change rooms		-596				0	-69.2	0	None	<input checked="" type="checkbox"/>
Zone 7 - Mech Off CR		-809				0	-94	0	None	<input checked="" type="checkbox"/>
Zone 9 - WR JR		-154				0	-17.9	0	None	<input checked="" type="checkbox"/>
Zone 11 - Kit WR Vest		-931				0	-108	0	None	<input checked="" type="checkbox"/>
Zone 12 - Separate building		-1,193				0	-138	0	None	<input checked="" type="checkbox"/>
Ventilation										
HRV-1		-1,107				0	-128	0	None	<input checked="" type="checkbox"/>
HRV-2 and HRV-5		-1,196				0	-139	0	None	<input checked="" type="checkbox"/>
HRV-3 and HRV-4		-957				0	-111	0	None	<input checked="" type="checkbox"/>
Lights										
Lights				144,587		103,166	16,787	0	6.1	<input checked="" type="checkbox"/>
Electrical equipment										
Ice Plant				20,142		0	2,338	0	Immediate	<input checked="" type="checkbox"/>
Plug Loads				0		0	0	0		<input checked="" type="checkbox"/>
Hot water										
Flood Water Heating		7,078				36,000	822	0	43.8	<input checked="" type="checkbox"/>
Pumps										
Pumps				0		0	0	0		<input checked="" type="checkbox"/>
Motors										
HRV-1 to HRV-5 Fan Motors				0		0	0	0		<input checked="" type="checkbox"/>
Canteen and Fitness Area RTU Fan Motors				0		0	0	0		<input checked="" type="checkbox"/>
Process heat										
Ice Rink and Heated Spaces Partion		0				0	0	0		<input checked="" type="checkbox"/>
Kitchen Appliances		0				0	0	0		<input checked="" type="checkbox"/>
Other										
Player Showers				0		0	0	0		<input checked="" type="checkbox"/>
Total		-1,372	613	164,729		139,166	19,037	0	7.3	

- Electricity and fuels
- Schedules
- Equipment**
 - Heating
 - Separate Building Furnace
 - Electric Heating
 - Air Source Heat Pump (heating mode)
 - Kitchen Gas Appliances
 - In-Floor Air-to-Water Heat Pump
 - Cooling
 - Roof top & Heat pump (Cooling only)
- End-use**
 - Motors
 - HRV-1 to HRV-5 Fan Motors
 - Canteen and Fitness Area RTU Fan Motors
 - Process heat
 - Ice Rink and Heated Spaces Partion
 - Kitchen Appliances
 - Other
 - Player Showers
- Optimize supply**
- Summary**
 - Include measure?
 - Comparison

Commercial/Institutional - Arena - hockey & skating - Public building

- ⬆️ Fuels & schedules
 - 🌿 Electricity and fuels
 - 📅 Schedules
- ⬆️ Equipment
 - 🔥 Heating
 - Separate Building Furnace
 - Electric Heating
 - Air Source Heat Pump (heating mode)
 - Kitchen Gas Appliances
 - In-Floor Air-to-Water Heat Pump
 - ❄️ Cooling
 - Roof top & Heat pump (Cooling only)
- ⬆️ End-use
 - 🏠 Motors
 - HRV-1 to HRV-5 Fan Motors
 - Canteen and Fitness Area RTU Fan Motors
 - 🌿 Process heat
 - Ice Rink and Heated Spaces Partition
 - Kitchen Appliances
 - ➕ Other
 - Player Showers
- ⬆️ Optimize supply
- ⬆️ Summary
 - 📄 Include measure?
 - 🔄 Comparison

Summary - Electricity and fuels

Fuel type	Fuel type		Base case		Proposed case		Savings	
	Fuel rate	Fuel consumption - unit	Fuel consumption	Fuel cost	Fuel consumption	Fuel cost	Fuel saved	Savings
Propane	\$ 0.30	L	1,911	\$ 573	1,911	\$ 573	0	\$ 0
Electricity	\$ 0.116	kWh	1,058,049	\$ 122,839	894,079	\$ 103,803	163,970	\$ 19,037
Total				\$ 123,413		\$ 104,376		\$ 19,037

Project verification

Fuel type	Fuel consumption - unit	Fuel consumption - historical		Fuel consumption - variance	
		Base case	Base case	Base case	Base case
Propane	L	1,911	1,911	0.02%	
Electricity	kWh	1,007,520	1,058,049	5%	

Savings

Fuel consumption	Heating	Cooling	Electricity	Total	Plan	Variance
	GJ	GJ	GJ	GJ	GJ	%
Base case	891	9.2	2,957	3,857	3,675	4.9%
Proposed case	896	7	2,364	3,267	2,757	18.5%
Fuel saved	-4.9	2.2	593	590	919	-35.8%
Fuel saved - %	-0.55%	24.1%	20.1%	15.3%	25%	

Benchmark

Energy unit:

Reference unit: 44,080

Benchmark	Heating	Cooling	Electricity	Total
Fuel consumption	GJ/m²	GJ/m²	GJ/m²	GJ/m²
Base case	0.02	0.0002	0.07	0.09
Proposed case	0.02	0.0002	0.05	0.07
Fuel saved	-0.0001	0.0001	0.01	0.01

Base case electricity system (Baseline)

Fuel type	Fuel mix %	CO ₂ emission factor kg/GJ	CH ₄ emission factor kg/GJ	N ₂ O emission factor kg/GJ	Electricity generation efficiency %	T&D losses %	GHG emission factor tCO ₂ /MWh
Natural gas	100.0%	49.6	0.0010	0.0009	40.8%	7.0%	0.473
Electricity mix	100.0%	130.7	0.0025	0.0024		7.0%	0.473

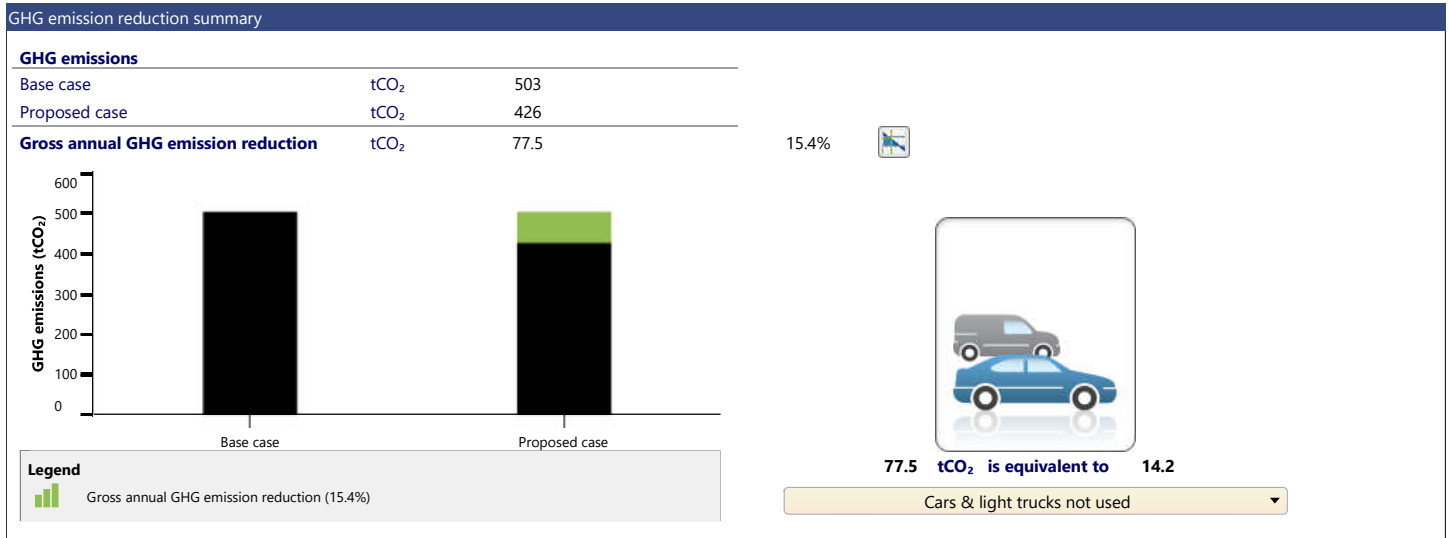
Baseline changes during project life

Base case system GHG summary (Baseline)

Fuel type	Fuel mix %	CO ₂ emission factor kg/GJ	CH ₄ emission factor kg/GJ	N ₂ O emission factor kg/GJ	Fuel consumption MWh	GHG emission factor tCO ₂ /MWh	GHG emissions tCO ₂
Electricity	98.7%	130.7	0.0025	0.0024	1,058	0.473	500
Propane	1.3%	59.9	0.0009	0.0043	13.4	0.220	3
Total	100.0%	129.8	0.0025	0.0024	1,071	0.470	503

Proposed case system GHG summary

Fuel type	Fuel mix %	CO ₂ emission factor kg/GJ	CH ₄ emission factor kg/GJ	N ₂ O emission factor kg/GJ	Fuel consumption MWh	GHG emission factor tCO ₂ /MWh	GHG emissions tCO ₂
Electricity	98.5%	130.7	0.0025	0.0024	894	0.473	423
Propane	1.5%	59.9	0.0009	0.0043	13.4	0.220	3
Total	100.0%	129.6	0.0025	0.0024	908	0.469	426



Carbon shadow price | GHG reduction revenue

GHG reduction credit rate:

Carbon offsets

Remaining GHG emission reduction required:

RETScreen Model
Dorchester Veterans Community Centre

Site reference conditions

Climate data location

Canada - Nova Scotia - Amherst (MARS)

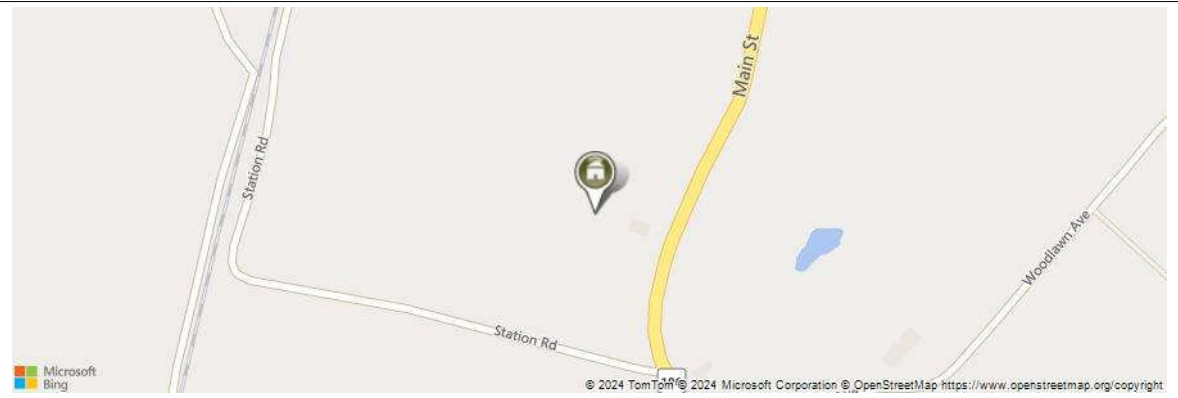


Facility location

Canada - NB - Dorchester

Legend

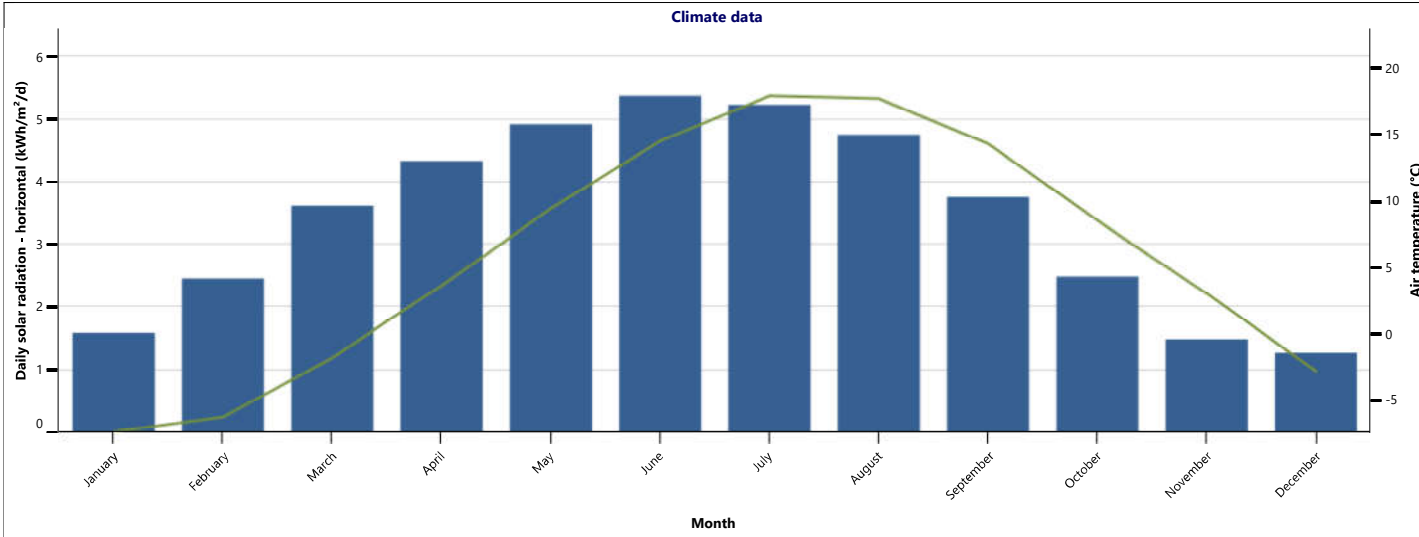
- Facility location
- Climate data location



	Unit	Climate data location	Facility location	Source
Latitude		45.8	45.9	
Longitude		-64.3	-64.5	
Climate zone		6A - Cold - Humid		Ground+NASA
Elevation	m	23	13	Ground - Map
Heating design temperature	°C	-18.4		Ground
Cooling design temperature	°C	24.1		Ground
Earth temperature amplitude	°C	23.1		NASA

Month	Air temperature	Relative humidity	Precipitation	Daily solar radiation - horizontal	Atmospheric pressure	Wind speed	Earth temperature	Heating degree-days 18 °C	Cooling degree-days 10 °C
	°C	%	mm	kWh/m ² /d	kPa	m/s	°C	°C-d	°C-d
January	-7.4	70.5%	73.16	1.58	100.5	5.0	-6.2	787	0
February	-6.3	69.1%	63.84	2.45	100.5	5.1	-5.8	680	0
March	-1.8	73.6%	75.02	3.61	100.6	5.1	-2.0	614	0
April	3.6	73.6%	74.40	4.33	100.6	5.0	2.8	432	0
May	9.4	75.4%	81.22	4.92	100.7	4.7	7.7	267	0
June	14.5	78.0%	84.90	5.37	100.5	4.5	13.3	105	135
July	17.9	81.7%	78.43	5.23	100.6	4.5	17.4	3	245
August	17.7	81.3%	76.88	4.75	100.7	4.2	17.7	9	239
September	14.3	80.8%	91.80	3.75	100.8	4.3	14.5	111	129
October	8.5	76.9%	100.75	2.48	100.8	4.8	9.5	295	0
November	3.0	75.2%	93.60	1.48	100.8	5.0	3.4	450	0
December	-2.8	73.8%	86.80	1.27	100.6	5.1	-2.7	645	0
Annual	6.0	75.9%	980.80	3.44	100.6	4.8	5.8	4,398	748
Source	Ground	Ground	NASA	NASA	NASA	Ground	NASA	Ground	Ground

Measured at



Legend


- Daily solar radiation - horizontal
- Air temperature

Facility information

Facility type: Commercial/Institutional
 Type: Public building
 Description: Community Centre

Prepared for: Prepared for
 Prepared by: Chet Cooling

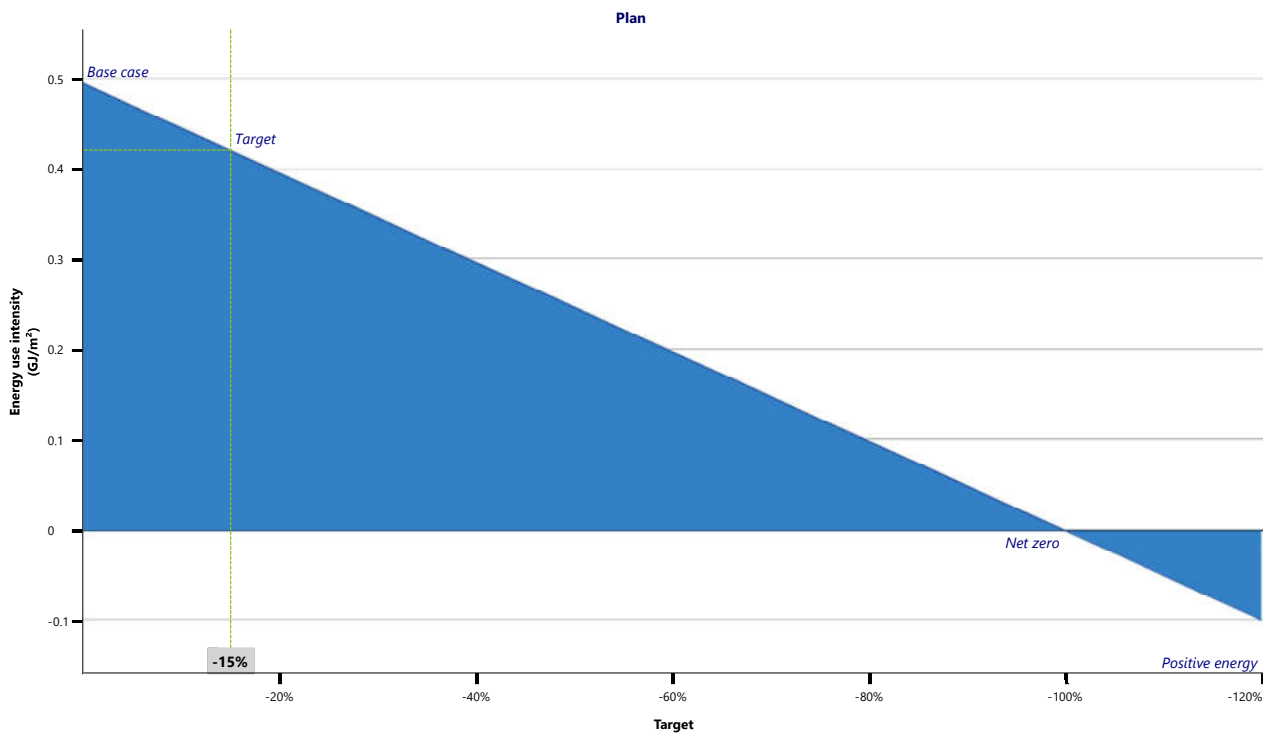
Facility name: Dorchester Veterans Community Centre
 Address: 4955 Main St
 City/Municipality: Dorchester
 Province/State: NB
 Country: Canada



Benchmark - Commercial/Institutional - Public building

Facility size: 316 m²


Fuel type	Fuel consumption - base case	Facility - Plan		Energy use intensity				
		Fuel consumption - Equivalent GJ Base case	Set target	Fuel consumption - Equivalent GJ Proposed case	Base case	Proposed case	Benchmark	Variance
		GJ		GJ	GJ/m ²	GJ/m ²	GJ/m ²	Proposed case
Electricity - kWh	41,200	148	-15%	126	0.47	0.4		
Natural gas - GJ	8.06	8.1	-15%	6.9	0.03	0.02		
Total		156	-15%	133	0.5	0.42		



Commercial/Institutional - Community Centre - Public building

- ^ **Fuels & schedules**
 - Electricity and fuels
 - Schedules
- ^ **Equipment**
 - Heating
 - Boiler, hot water radiators
 - Electric baseboard and forceflow heaters
 - Air Source Heat pump (Heating only)
 - Electric DHW Tank
 - Cooling
 - Air Souce Heat pump (Cooling only)
- ^ **End-use**
 - Building envelope
 - Zone 1 Main Floor
 - Zone 2 Basement Floor
 - Ventilation
 - Ventilation
 - Lights
 - Lights
 - Hot water
- ^ **Optimize supply**
- ^ **Summary**
 - Include measure?
 - Comparison

Options

 eLearning ▶

Fuels

Fuel type	Natural gas - GJ	+
Fuel rate - unit	\$/GJ	
Fuel rate	21.41	\$

Heating value & fuel rate

Electricity

Type	Electricity rate - annual		
Description	Electricity - kWh		
Rate - unit	\$/kWh		
Rate - annual	0.1161	\$	⚡

Commercial/Institutional - Community Centre - Public building

- Fuels & schedules**
 - Electricity and fuels
 - Schedules
- Equipment**
 - Heating
 - Boiler, hot water radiators
 - Electric baseboard and forceflow heaters
 - Air Source Heat pump (Heating only)
 - Electric DHW Tank
 - Cooling
 - Air Source Heat pump (Cooling only)
- End-use**
 - Building envelope
 - Zone 1 Main Floor
 - Zone 2 Basement Floor
 - Ventilation
 - Ventilation
 - Lights
 - Lights
 - Hot water
- Optimize supply**
- Summary**
 - Include measure?
 - Comparison

Options

eLearning

RETScreen
Connect

Schedules

Description		24/7	Washroom Exhaust Fan Ventil.	Building General Schedule
Occupied				
Temperature - space heating	°C ▾	21	21	20
Temperature - space cooling	°C ▾	23	23	24
Unoccupied				
Temperature - space heating	°C ▾		21	20
Temperature - space cooling	°C ▾		23	24
Occupancy rate - daily				
Monday	h/d	24	1	1
Tuesday	h/d	24	1	1
Wednesday	h/d	24	1	1
Thursday	h/d	24	1	1
Friday	h/d	24	0	0
Saturday	h/d	24	0	0
Sunday	h/d	24	0	0
Occupancy rate - annual	h/yr	8,760	209	209
	%	100%	2.4%	2.4%
Heating/cooling changeover temperature				
Heating/cooling changeover temperature	°C ▾	16		
Length of heating season	d	271		
Length of cooling season	d	93.8		

Commercial/Institutional - Community Centre - Public building

- ⌵ **Fuels & schedules**
 - Electricity and fuels
 - Schedules
- ⌵ **Equipment**
 - Heating
 - Boiler, hot water radiators
 - Electric baseboard and forceflow heaters
 - Air Source Heat pump (Heating only)
 - Electric DHW Tank
 - Cooling
 - Air Source Heat pump (Cooling only)
- ⌵ **End-use**
 - Building envelope
 - Zone 1 Main Floor
 - Zone 2 Basement Floor
 - Ventilation
 - Ventilation
 - Lights
 - Lights
 - Hot water
- ⌵ **Optimize supply**
- ⌵ **Summary**
 - Include measure?
 - Comparison

Heating system

Description

Note

Method

Single fuel

Multiple fuels

Options

eLearning

RETScreen Connect

		Base case	Proposed case	
Heating system	Technology	Boiler	Boiler	
	Fuel type	Natural gas - GJ	Natural gas - GJ	
	Fuel rate	21.41	21.41	\$/GJ
Heating equipment	Capacity	<input type="text" value=""/>	<input type="text" value=""/>	kW
	Manufacturer	<input type="text"/>	<input type="text"/>	
	Model	<input type="text"/>	<input type="text"/>	
	Number of units	<input type="text"/>	<input type="text"/>	
	Seasonal efficiency	92%	92%	%
	Percentage of energy supplied	3%	3%	%
	Incremental initial costs	<input type="text" value="\$"/>	<input type="text" value="\$"/>	\$
	Incremental O&M savings	<input type="text" value="\$"/>	<input type="text" value="\$"/>	\$
		-	-	
Heating system	Technology	Heat pump	Heat pump	
	Fuel type	Electricity	Electricity	
	Fuel rate	0.116	0.116	\$/kWh
Heating equipment	Capacity	<input type="text" value=""/>	<input type="text" value=""/>	kW
	Manufacturer	<input type="text"/>	<input type="text"/>	
	Model	<input type="text"/>	<input type="text"/>	
	Number of units	<input type="text"/>	<input type="text"/>	
	Seasonal efficiency	250%	250%	%
	Percentage of energy supplied	97%	97%	%
	Incremental initial costs	<input type="text" value="\$"/>	<input type="text" value="\$"/>	\$
	Incremental O&M savings	<input type="text" value="\$"/>	<input type="text" value="\$"/>	\$
		-	-	
		+	+	

Commercial/Institutional - Community Centre - Public building

- ⬅️ **Fuels & schedules**
 - 🌱 Electricity and fuels
 - 📅 Schedules
- ⬅️ **Equipment**
 - 🔥 Heating
 - Boiler, hot water radiators
 - Electric baseboard and forceflow heaters
 - Air Source Heat pump (Heating only)
 - Electric DHW Tank
 - ❄️ Cooling
 - Air Source Heat pump (Cooling only)
- ⬅️ **End-use**
 - 🏠 Building envelope
 - Zone 1 Main Floor
 - Zone 2 Basement Floor
 - 🌬️ Ventilation
 - Ventilation
 - 💡 Lights
 - Lights
 - 🚿 Hot water
 - Hot water
- ⬅️ **Optimize supply**
- ⬅️ **Summary**
 - 📄 Include measure?
 - 🌱 Comparison

Heating system

Description

Note

Method

Single fuel Multiple fuels

Options

eLearning RETScreen Connect

Heating system

	Base case	Proposed case	
Technology	<input type="text" value="Furnace"/>	<input type="text" value="Furnace"/>	
Fuel type	<input type="text" value="Natural gas - GJ"/>	<input type="text" value="Natural gas - GJ"/>	
Fuel rate	21.41	21.41	\$/GJ
<input type="checkbox"/> Heating equipment			
Seasonal efficiency	100%	100%	%
Incremental initial costs			\$
Incremental O&M savings			\$

Commercial/Institutional - Community Centre - Public building

- Fuels & schedules
 - Electricity and fuels
 - Schedules
- Equipment
 - Heating
 - Boiler, hot water radiators
 - Electric baseboard and forceflow heaters
 - Air Source Heat pump (Heating only)
 - Electric DHW Tank
 - Cooling
 - Air Source Heat pump (Cooling only)
- End-use
 - Building envelope
 - Zone 1 Main Floor
 - Zone 2 Basement Floor
 - Ventilation
 - Lights
 - Hot water
- Optimize supply
- Summary
 - Include measure?
 - Comparison

Heating system

Description

Note

Method

Single fuel
 Multiple fuels

Options

eLearning
 RETScreen Connect

Heating system

	Base case	Proposed case
Technology	<input type="text" value="Heat pump"/>	<input type="text" value="Heat pump"/>
Fuel type	<input type="text" value="Electricity"/>	<input type="text" value="Electricity"/>
Fuel rate	0.116 \$/kWh	0.116 \$/kWh
<input type="checkbox"/> Heating equipment		
Seasonal efficiency	300%	300%
Incremental initial costs	<input type="text" value="\$"/>	<input type="text" value="\$"/>
Incremental O&M savings	<input type="text" value="\$"/>	<input type="text" value="\$"/>

Commercial/Institutional - Community Centre - Public building

- Fuels & schedules
 - Electricity and fuels
 - Schedules
- Equipment
 - Heating
 - Boiler, hot water radiators
 - Electric baseboard and forceflow heaters
 - Air Source Heat pump (Heating only)
 - Electric DHW Tank
 - Cooling
 - Air Source Heat pump (Cooling only)
- End-use
 - Building envelope
 - Zone 1 Main Floor
 - Zone 2 Basement Floor
 - Ventilation
 - Ventilation
 - Lights
 - Lights
 - Hot water
 - Hot water
- Optimize supply
- Summary
 - Include measure?
 - Comparison

Heating system

Description

Note

Method

Single fuel
 Multiple fuels

Options

eLearning
 RETScreen Connect

Heating system		Base case	Proposed case
Technology		<input type="text" value="Boiler"/>	<input type="text" value="Boiler"/>
Fuel type		<input type="text" value="Electricity"/>	<input type="text" value="Electricity"/>
Fuel rate	\$/kWh	0.116	0.116
<input type="checkbox"/> Heating equipment			
Seasonal efficiency	%	100%	100%
Incremental initial costs	\$		<input type="text" value=""/>
Incremental O&M savings	\$		<input type="text" value=""/>

Commercial/Institutional - Community Centre - Public building


- ⬅️ **Fuels & schedules**
 - 🏠 Electricity and fuels
 - 📅 Schedules
- ⬅️ **Equipment**
 - 🔥 Heating
 - Boiler, hot water radiators
 - Electric baseboard and forceflow heaters
 - Air Source Heat pump (Heating only)
 - Electric DHW Tank
 - ❄️ Cooling
 - Air Source Heat pump (Cooling only)
- ⬅️ **End-use**
 - 🏠 Building envelope
 - Zone 1 Main Floor
 - Zone 2 Basement Floor
 - 🌬️ Ventilation
 - Ventilation
 - 💡 Lights
 - Lights
 - 🚿 Hot water
- ⬅️ **Optimize supply**
- ⬅️ **Summary**
 - 📄 Include measure?
 - 🔄 Comparison

Cooling system


Description

Note

Options



eLearning



RETScreen
Connect

	Base case	Proposed case	
Technology	Heat pump	Heat pump	
Fuel type	Electricity	Electricity	
Fuel rate	0.12	0.12	\$/kWh
<input checked="" type="checkbox"/> Cooling equipment			
Capacity	<input type="text" value="kW"/>	<input type="text"/>	kW
Manufacturer	<input type="text"/>	<input type="text"/>	
Model	<input type="text"/>	<input type="text"/>	
Number of units	<input type="text"/>	<input type="text"/>	
Coefficient of performance - seasonal	3	3	
Incremental initial costs	<input type="text" value="\$"/>	<input type="text"/>	\$
Incremental O&M savings	<input type="text" value="\$"/>	<input type="text"/>	\$
<input type="checkbox"/> Refrigerant - Optional			

Commercial/Institutional - Community Centre - Public building



- ⊖ Fuels & schedules
 - Electricity and fuels
 - Schedules
- ⊖ Equipment
 - Heating
 - Boiler, hot water radiators
 - Electric baseboard and forceflow heaters
 - Air Source Heat pump (Heating only)
 - Electric DHW Tank
 - Cooling
 - Air Source Heat pump (Cooling only)
- ⊖ End-use
 - Building envelope
 - Zone 1 Main Floor
 - Zone 2 Basement Floor
 - Ventilation
 - Ventilation
 - Lights
 - Lights
 - Hot water
 - Hot water
- ⊖ Optimize supply
- ⊖ Summary
 - Include measure?
 - Comparison

Building envelope

Description

Note

Options

Building envelope

	Base case	Proposed case
Building north	-85	-85
Schedule	Building General Schedule	Building General Schedule
Incremental initial costs	\$	

	North				East				South				West							
Area	ft ²				1,205				540				200				520			
Net area	ft ²				1,205				440				0				420			
R-value	ft ² - °F/(Btu/h)				10				10				10				10			
Incremental initial costs	\$								50,000											

Windows

	North				East				South				West			
Area	ft ²				100				239				100			
R-value	ft ² - °F/(Btu/h)				1				1.5				1			
Solar heat gain coefficient																
Incremental initial costs	\$															

Solar shading - season of use

	North				East				South				West			
Solar shading - winter	%				90%				90%				90%			
Solar shading - summer	%				90%				90%				90%			
Incremental initial costs	\$															

Doors

	North				East				South				West			
Area	ft ²				48											
R-value	ft ² - °F/(Btu/h)				2											
Incremental initial costs	\$															

Roof

	North				East				South				West			
Area	ft ²				8,233				8,233							
R-value	ft ² - °F/(Btu/h)				20				20							
Incremental initial costs	\$															

- Skylight
- Floor
- Wall - below-grade
- Floor - below-grade

Natural air infiltration

	Calculated			
Method	Calculated			
Walls	Tight			
Window	Tight			
Doors	Tight			
Natural air infiltration	cfm			
Incremental initial costs	\$			
	93.3			
	93.3			

Incremental initial costs - total	\$			50,000	
Incremental O&M savings	\$				
Number of building envelope units		1		1	
System selection		Heating & cooling		Heating & cooling	
Heating system		Boiler, hot water radiators		Boiler, hot water radiators	
Heating	kWh	48,294		41,260	7,034 14.6%
Cooling system		Air Source Heat pump (Cooling only)		Air Source Heat pump (Cooling only)	
Cooling	kWh	2,965		2,533	432 14.6%

Commercial/Institutional - Community Centre - Public building

- Fuels & schedules
 - Electricity and fuels
 - Schedules
- Equipment
 - Heating
 - Boiler, hot water radiators
 - Electric baseboard and forceflow heaters
 - Air Source Heat pump (Heating only)
 - Electric DHW Tank
 - Cooling
 - Air Source Heat pump (Cooling only)
- End-use
 - Building envelope
 - Zone 1 Main Floor
 - Zone 2 Basement Floor
 - Ventilation
 - Ventilation
 - Lights
 - Lights
 - Hot water
- Optimize supply
 - Include measure?
 - Comparison
- Summary
 - Include measure?
 - Comparison

Building envelope

Description

Note

Options

		Base case				Proposed case				
Building north		-85				-85				
Schedule		Building General Schedule				Building General Schedule				
Incremental initial costs		\$								
<input checked="" type="checkbox"/> Walls			North	East	South	West	North	East	South	West
Area	ft ²	256	574	0	450	256	574	0	450	
Net area	ft ²	256	505	0	405	256	505	0	405	
R-value	ft ² - °F/(Btu/h)	5	5	5	5	20	20	20	20	20
Incremental initial costs	\$									
<input checked="" type="checkbox"/> Windows										
Area	ft ²		27	0	45		27	0	45	
R-value	ft ² - °F/(Btu/h)		1		1		1		1	
Solar heat gain coefficient										
Incremental initial costs	\$									
<input type="checkbox"/> Solar shading - season of use										
<input checked="" type="checkbox"/> Doors										
Area	ft ²		42				42			
R-value	ft ² - °F/(Btu/h)		2				2			
Incremental initial costs	\$									
<input type="checkbox"/> Roof										
<input type="checkbox"/> Floor										
<input checked="" type="checkbox"/> Wall - below-grade										
Area	ft ²		998				998			
R-value	ft ² - °F/(Btu/h)		5				5			
Incremental initial costs	\$									
<input checked="" type="checkbox"/> Floor - below-grade										
Exposed perimeter	ft		158				158			
Description			Uninsulated / below-grade				Uninsulated / below-grade			
R-value	ft ² - °F/(Btu/h)		14.1957				14.1957			
Incremental initial costs	\$									
Natural air infiltration										
Method		Calculated								
Walls		Tight				Tight				
Window		Tight				Tight				
Doors		Tight				Tight				
Natural air infiltration	cfm	38.3				38.3				
Incremental initial costs	\$									
Incremental initial costs - total	\$					0				
Incremental O&M savings	\$									
Number of building envelope units		1				1				
System selection		Heating & cooling				Heating & cooling				
Heating system		Boiler, hot water radiators				Boiler, hot water radiators				
Heating	kWh	26,462				18,785				7,677
Cooling system		Air Source Heat pump (Cooling only)				Air Source Heat pump (Cooling only)				29%
Cooling	kWh	1,625				1,153				471
										29%

Energy saved

7,677

29%

471

29%

Commercial/Institutional - Community Centre - Public building

- ^ **Fuels & schedules**
 - Electricity and fuels
 - Schedules
- ^ **Equipment**
 - Heating
 - Boiler, hot water radiators
 - Electric baseboard and forceflow heaters
 - Air Source Heat pump (Heating only)
 - Electric DHW Tank
 - Cooling
 - Air Source Heat pump (Cooling only)
- ^ **End-use**
 - Building envelope
 - Zone 1 Main Floor
 - Zone 2 Basement Floor
 - Ventilation
 - Ventilation
 - Lights
 - Lights
 - Hot water
 - Hot water
- ^ **Optimize supply**
- ^ **Summary**
 - Include measure?
 - Comparison

Ventilation

Description:

Note:

Method

Method 1 Method 2

Options

eLearning RETScreen Connect

Ventilation - Method 1

	Base case	Proposed case	Energy saved
Schedule	Washroom Exhaust Fan Ventilation	Washroom Exhaust Fan Ventilation	
Flow	cfm 200	200	
Fresh air	% 100%	100%	
System reheat	Yes	Yes	
System selection	Heating & cooling	Heating & cooling	
Fan control	Schedule	Schedule	
Ventilation control	Schedule	Schedule	
Intake air damper leakage	Tight	Tight	
Heat recovery efficiency	% 0%	0%	
Costing method		Level 1	
Incremental initial costs	\$		\$
Incremental O&M savings	\$		
Number of ventilation units	1	1	
Heating system	Boiler, hot water radiators	Boiler, hot water radiators	
Heating	kWh 276	276	0
			0%
Cooling system	Air Source Heat pump (Cooling only)	Air Source Heat pump (Cooling only)	
Cooling	kWh 24.5	24.5	0
			0%

Commercial/Institutional - Community Centre - Public building

- ^ Fuels & schedules
 - Electricity and fuels
 - Schedules
- ^ Equipment
 - Heating
 - Boiler, hot water radiators
 - Electric baseboard and forceflow heaters
 - Air Source Heat pump (Heating only)
 - Electric DHW Tank
 - Cooling
 - Air Source Heat pump (Cooling only)
- ^ End-use
 - Building envelope
 - Zone 1 Main Floor
 - Zone 2 Basement Floor
 - Ventilation
 - Ventilation
 - Lights
 - Lights
 - Hot water
- ^ Optimize supply
- ^ Summary
 - Include measure?
 - Comparison

Lights

Description

Note


Level


Options

Lights - Level 1

	Base case	Proposed case	Energy saved
Floor area	<input type="text" value="1"/> m ²	<input type="text" value="1"/>	
Lighting load per unit area	<input type="text" value="4,545,000"/> W/m ²	<input type="text" value="4,545,000"/>	
Operating hours	<input type="text" value="1"/> h/yr	<input type="text" value="1"/>	
Incremental initial costs	<input type="text" value="\$"/>	<input type="text" value="\$"/>	<input type="text" value="\$"/>
Incremental O&M savings	<input type="text" value="\$"/>	<input type="text" value="\$"/>	
Number of units	<input type="text" value="1"/>	<input type="text" value="1"/>	
Electricity	<input type="text" value="4,545"/> kWh	<input type="text" value="4,545"/>	<input type="text" value="0"/> 0%

Impact

Space cooling impact 

Space heating impact 

- Fuels & schedules**
 - Electricity and fuels
 - Schedules
- Equipment**
 - Heating
 - Boiler, hot water radiators
 - Electric baseboard and forceflow heaters
 - Air Source Heat pump (Heating only)
 - Electric DHW Tank
 - Cooling
 - Air Source Heat pump (Cooling only)
- End-use**
 - Lights
 - Lights
 - Hot water
 - Hot water
 - Pumps
 - Pumps
 - Fans
 - Fans
- Optimize supply**
- Summary**
 - Include measure?
 - Comparison

Hot water

Description

Note

Method

Method 1
 Method 2
 Swimming pool

Options

eLearning
 RETScreen Connect

Hot water - Method 1

	Base case	Proposed case	Energy saved
<input checked="" type="checkbox"/> Load type - calculator			
Number of units	Person	Office	
Occupancy rate	%	50	
Daily hot water use - estimated	L/d	100%	
Hot water use	L/d	190	
Temperature	°C	190	
Supply temperature method	°C	140	
Water temperature - minimum	°C	Formula	
Water temperature - maximum	°C	1.3	
Operating hours	h/d	10.1	
Heat recovery efficiency	%	2	
<input checked="" type="checkbox"/> Percent of month used			
	January	40%	40%
	February	40%	40%
	March	40%	40%
	April	40%	40%
	May	40%	40%
	June	40%	40%
	July	40%	40%
	August	40%	40%
	September	40%	40%
	October	40%	40%
	November	40%	40%
	December	40%	40%
Incremental initial costs	\$		
Incremental initial costs - other	\$		
Incremental initial costs - total	\$	0	
Incremental O&M savings	\$		
Heating system	Electric DHW Tank	Electric DHW Tank	
Heating	kWh	362	362
			0
			0%

- ⤴ **Fuels & schedules**
 - 🔌 Electricity and fuels
 - 📅 Schedules
- ⤴ **Equipment**
 - 🔥 Heating
 - Boiler, hot water radiators
 - Electric baseboard and forceflow heaters
 - Air Source Heat pump (Heating only)
 - Electric DHW Tank
 - ❄️ Cooling
 - Air Source Heat pump (Cooling only)
- ⤴ **End-use**
 - 💡 Lights
 - Lights
 - 🚿 Hot water
 - Hot water
 - 🌀 Pumps
 - Pumps
 - 🌀 Fans
 - Fans
- ⤴ **Optimize supply**
- ⤴ **Summary**
 - 📄 Include measure?
 - 🔄 Comparison

Pumps

Description

Note

Method

Pumps

Water pumping

Options

eLearning

RETScreen Connect

Pumps - Pumps

		Base case	Proposed case	Energy saved
Motor		Standard efficiency	Standard efficiency	
Type				
Capacity	hp	0.25	0.25	
Efficiency - full load	%	79%	79%	
Manufacturer				
Model				
Load factor	%	75%	75%	
Efficiency - operating conditions	%	78.3%	78.3%	
Motor shaft power load	hp	0.19	0.19	
Pump				
Efficiency	%	75%	75%	
Fluid load - full flow	hp	0.14	0.14	
Flow type		Constant	Constant	
Operating hours	h/yr	10	10	
Incremental initial costs	\$			
Incremental O&M savings	\$			
Number of pumps		2	2	
Electricity	kWh	3.5	3.5	0 0%



- ⤴ **Fuels & schedules**
 - 🔌 Electricity and fuels
 - 📅 Schedules
- ⤴ **Equipment**
 - 🔥 Heating
 - Boiler, hot water radiators
 - Electric baseboard and forceflow heaters
 - Air Source Heat pump (Heating only)
 - Electric DHW Tank
 - ❄️ Cooling
 - Air Source Heat pump (Cooling only)
- ⤴ **End-use**
 - 💡 Lights
 - Lights
 - 🚿 Hot water
 - Hot water
 - 🌀 Pumps
 - Pumps
 - 🌀 Fans
 - Fans
- ⤴ **Optimize supply**
- ⤴ **Summary**
 - 📄 Include measure?
 - 🔄 Comparison

Fans



Description

Note

Options

 eLearning

 RETScreen Connect

Fans		Base case	Proposed case	Energy saved
Motor		Standard efficiency	Standard efficiency	
Type		100	100	
Capacity	W			
Efficiency - full load	%	77.6%	77.6%	
Manufacturer				
Model				
Load factor	%	75%	75%	
Efficiency - operating conditions	%	76.9%	76.9%	
Motor shaft power load	W	75	75	
Fan		Forward curved fan	Forward curved fan	
Type				
Efficiency	%	75%	75%	
Fan load - full flow	W	56.3	56.3	
Flow type		Constant	Constant	
Operating hours	h/w	4	4	
Costing method			Level 1	
Incremental initial costs	\$			
Incremental O&M savings	\$			
Number of fans		2	2	
Electricity	kWh	40.3	40.3	0 0%



Commercial/Institutional - Community Centre - Public building

- Fuels & schedules**
 - Electricity and fuels
 - Schedules
- Equipment**
 - Heating
 - Boiler, hot water radiators
 - Electric baseboard and forceflow heaters
 - Air Source Heat pump (Heating only)
 - Electric DHW Tank
 - Cooling
 - Air Source Heat pump (Cooling only)
- End-use**
 - Hot water
 - Pumps
 - Fans
 - Other
 - Plug Loads
- Optimize supply**
- Summary**
 - Include measure?
 - Comparison

Other - Electricity

Description:

Note:

Method

Electricity
 Heating
 Cooling

Options

RETScreen Connect

Other - Electricity

	Base case	Proposed case	Energy saved
Level	Level 1		
Electricity - per unit	<input style="width: 100px; border: none; border-bottom: 1px solid black;" type="text" value="9,752"/> kWh	<input style="width: 100px; border: none; border-bottom: 1px solid black;" type="text" value="9,752"/>	
Incremental initial costs	<input style="width: 100px; border: none; border-bottom: 1px solid black;" type="text" value="\$"/>	<input style="width: 100px; border: none; border-bottom: 1px solid black;" type="text" value=""/>	
Incremental O&M savings	<input style="width: 100px; border: none; border-bottom: 1px solid black;" type="text" value="\$"/>	<input style="width: 100px; border: none; border-bottom: 1px solid black;" type="text" value=""/>	
Number of units	<input style="width: 100px; border: none; border-bottom: 1px solid black;" type="text" value="1"/>	<input style="width: 100px; border: none; border-bottom: 1px solid black;" type="text" value="1"/>	
Electricity	<input style="width: 100px; border: none; border-bottom: 1px solid black;" type="text" value="9,752"/> kWh	<input style="width: 100px; border: none; border-bottom: 1px solid black;" type="text" value="9,752"/>	0 0%

Impact

Space cooling impact

Space heating impact

Commercial/Institutional - Community Centre - Public building

Fuels & schedules		Show: All	Heating	Cooling	Electricity	Incremental initial costs	Fuel cost savings	Incremental O&M savings	Simple payback yr	Include measure?
Schedules		Fuel saved	GJ	GJ	GJ	\$	\$	\$		<input checked="" type="checkbox"/>
Equipment										
Heating										
Boiler, hot water radiators			0			0	0	0		<input checked="" type="checkbox"/>
Electric baseboard and forceflow heaters			0			0	0	0		<input checked="" type="checkbox"/>
Air Source Heat pump (Heating only)			0			0	0	0		<input checked="" type="checkbox"/>
Electric DHW Tank			0			0	0	0		<input checked="" type="checkbox"/>
Cooling										
Air Source Heat pump (Cooling only)				0		0	0	0		<input checked="" type="checkbox"/>
Building envelope										
Zone 1 Main Floor			11	0.41		50,000	360	0	138.8	<input checked="" type="checkbox"/>
Zone 2 Basement Floor			11.2	0.68		0	374	0	Immediate	<input checked="" type="checkbox"/>
Ventilation										
Ventilation			0.009	-0.003		0	0.16	0	Immediate	<input checked="" type="checkbox"/>
Lights										
Lights					0	0	0	0		<input checked="" type="checkbox"/>
Hot water										
Hot water			0			0	0	0		<input checked="" type="checkbox"/>
Pumps										
Pumps					0	0	0	0		<input checked="" type="checkbox"/>
Fans										
Fans					0	0	0	0		<input checked="" type="checkbox"/>
Other										
Plug Loads					0	0	0	0		<input checked="" type="checkbox"/>
Total			22.3	1.1	0	50,000	735	0	68.1	

Optimize supply

Summary

Include measure?

Comparison

Commercial/Institutional - Community Centre - Public building

- ^ Fuels & schedules
 - Electricity and fuels
 - Schedules
- ^ Equipment
 - Heating
 - Boiler, hot water radiators
 - Electric baseboard and forceflow heaters
 - Air Source Heat pump (Heating only)
 - Electric DHW Tank
 - Cooling
 - Air Source Heat pump (Cooling only)
- ^ End-use
 - Hot water
 - Hot water
 - Pumps
 - Pumps
 - Fans
 - Fans
 - Other
 - Plug Loads
- ^ Optimize supply
- ^ Summary
 - Include measure?
 - Comparison

Summary - Electricity and fuels

Fuel type	Fuel type		Base case		Proposed case		Fuel saved
	Fuel rate	Fuel consumption - unit	Fuel consumption	Fuel cost	Fuel consumption	Fuel cost	
Natural gas	\$ 21.41	GJ	8	\$ 172	6.3	\$ 135	1.7
Electricity	\$ 0.116	kWh	43,591	\$ 5,061	37,582	\$ 4,363	6,009
Total				\$ 5,233		\$ 4,499	

Project verification

Fuel type	Fuel consumption - unit	Fuel consumption - historical	Fuel consumption - Base case	Fuel consumption - variance
Natural gas	GJ	8.06	8	-0.13%
Electricity	kWh	41,200	43,591	5.8%

Savings

	Heating	Cooling	Electricity	Total	Plan	Variance
Fuel consumption	GJ	GJ	GJ	GJ	GJ	%
Base case	105	8.2	51.6	165	156	5.5%
Proposed case	82.9	7.1	51.6	142	133	6.5%
Fuel saved	22.3	1.1	0	23.4	23.5	-0.42%
Fuel saved - %	21.2%	13.2%	0%	14.2%	15%	

Benchmark

Energy unit: kWh

Reference unit: ft² 3,400

Benchmark	Heating	Cooling	Electricity	Total
-----------	---------	---------	-------------	-------

Emission analysis

Base case electricity system (Baseline)		GHG emission factor (excl. T&D)	T&D losses	GHG emission factor
Country - region	Fuel type	tCO ₂ /MWh	%	tCO ₂ /MWh
Canada - Nova Scotia	All types	0.701	7.0%	0.754


GHG emissions		
Base case	tCO ₂	33.3
Proposed case	tCO ₂	28.7
Gross annual GHG emission reduction	tCO ₂	4.6

13.9% 



4.6 tCO₂ is equivalent to 0.85

Cars & light trucks not used

Legend
 Gross annual GHG emission reduction (13.9%)

Carbon shadow price | GHG reduction revenue

GHG reduction credit rate \$/tCO₂

Carbon offsets

Remaining GHG emission reduction required tCO₂ 28.7 

RETScreen Model
Tantramar Public Works Depot

Site reference conditions

Climate data location

Canada - Nova Scotia - Amherst (MARS)

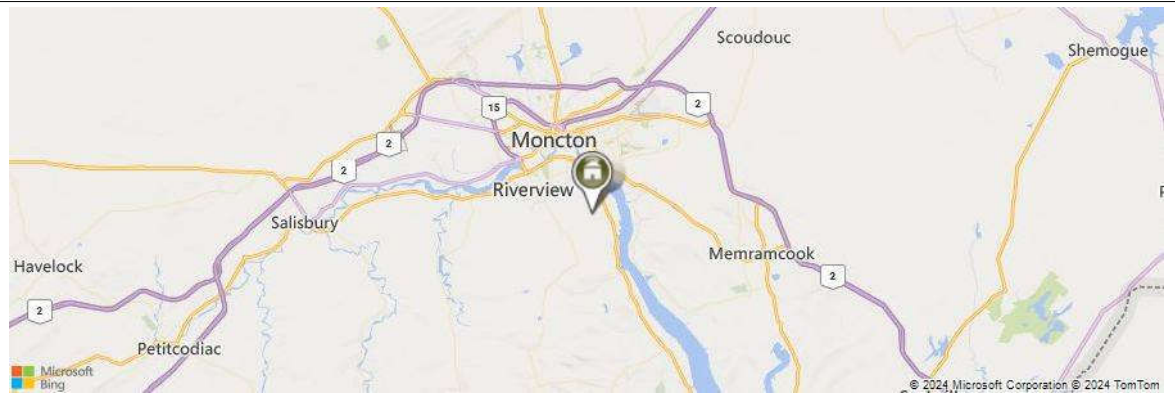


Facility location

Canada - NB - Sackville

Legend

- Facility location
- Climate data location

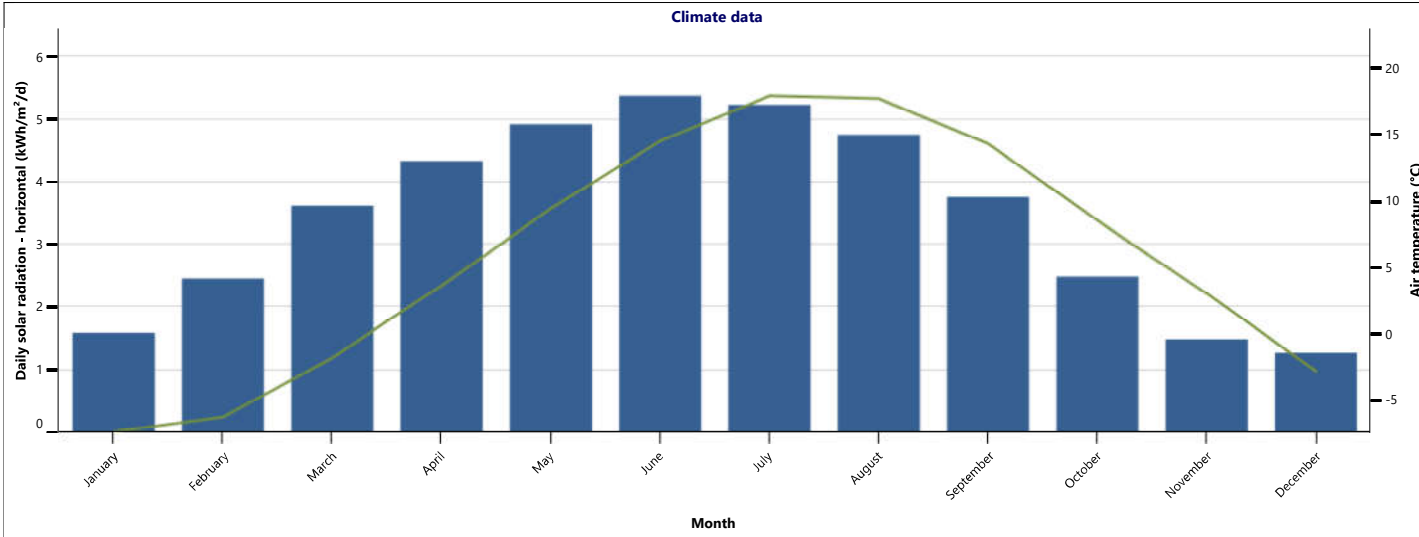


	Unit	Climate data location	Facility location	Source
Latitude		45.8	46.0	
Longitude		-64.3	-64.7	
Climate zone		6A - Cold - Humid		Ground+NASA
Elevation	m	23	41	Ground - Map
Heating design temperature	°C	-18.4		Ground
Cooling design temperature	°C	24.1		Ground
Earth temperature amplitude	°C	23.1		NASA

Month	Air temperature	Relative humidity	Precipitation	Daily solar radiation - horizontal	Atmospheric pressure	Wind speed	Earth temperature	Heating degree-days 18 °C	Cooling degree-days 10 °C
	°C	%	mm	kWh/m ² /d	kPa	m/s	°C	°C-d	°C-d
January	-7.4	70.5%	73.16	1.58	100.5	5.0	-6.2	787	0
February	-6.3	69.1%	63.84	2.45	100.5	5.1	-5.8	680	0
March	-1.8	73.6%	75.02	3.61	100.6	5.1	-2.0	614	0
April	3.6	73.6%	74.40	4.33	100.6	5.0	2.8	432	0
May	9.4	75.4%	81.22	4.92	100.7	4.7	7.7	267	0
June	14.5	78.0%	84.90	5.37	100.5	4.5	13.3	105	135
July	17.9	81.7%	78.43	5.23	100.6	4.5	17.4	3	245
August	17.7	81.3%	76.88	4.75	100.7	4.2	17.7	9	239
September	14.3	80.8%	91.80	3.75	100.8	4.3	14.5	111	129
October	8.5	76.9%	100.75	2.48	100.8	4.8	9.5	295	0
November	3.0	75.2%	93.60	1.48	100.8	5.0	3.4	450	0
December	-2.8	73.8%	86.80	1.27	100.6	5.1	-2.7	645	0
Annual	6.0	75.9%	980.80	3.44	100.6	4.8	5.8	4,398	748
Source	Ground	Ground	NASA	NASA	NASA	Ground	NASA	Ground	Ground

Measured at

ft 32.8084 0




Legend

- Daily solar radiation - horizontal
- Air temperature

Facility information

Facility type	Commercial/Institutional
Type	Services
Description	Description
Prepared for	Town of Sackville
Prepared by	Chet Cooling
Facility name	Town of Sackville Engineering and Public Works
Address	101 Crescent St.
City/Municipality	Sackville
Province/State	NB
Country	Canada



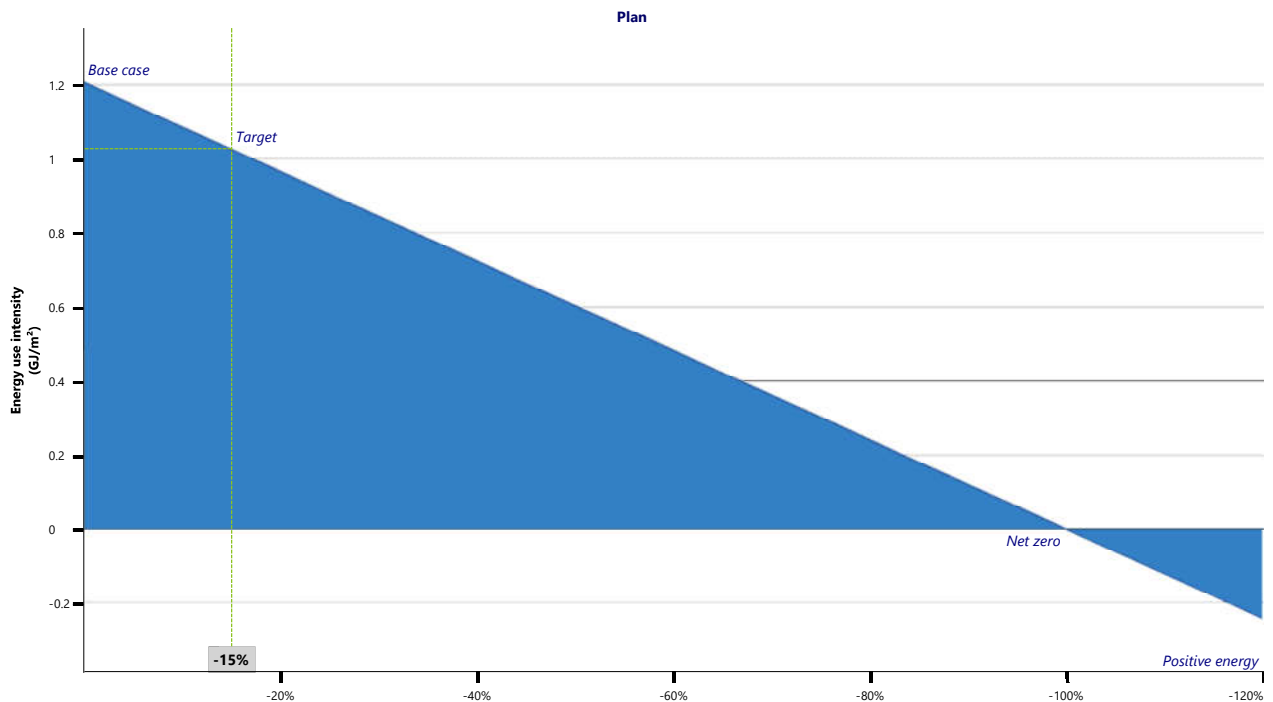
Meter information | Count: 2

Meter name	Meter name
Type	Electricity
Parent meter - Name	Parent meter - Name
Description	Description
Meter name	Meter name
Type	Electricity
Parent meter - Name	Parent meter - Name
Description	Description

Benchmark - Commercial/Institutional - Services

Facility size: 999 m²

Fuel type	Fuel consumption - base case	Facility - Plan		Energy use intensity				
		Fuel consumption - Equivalent GJ Base case	Set target	Fuel consumption - Equivalent GJ Proposed case	Base case	Proposed case	Benchmark	Variance
		GJ		GJ	GJ/m ²	GJ/m ²	GJ/m ²	Proposed case
Electricity - kWh	88,920	320	-15%	272	0.32	0.27		
Natural gas - GJ	889	889	-15%	756	0.89	0.76		
Total		1,209	-15%	1,028	1.2	1		



Commercial/Institutional - Services

- ^ **Fuels & schedules**
 - Electricity and fuels
 - Schedules
- ^ **Equipment**
 - ▲ Heating
 - Roof top - duct coils - baseboards
 - Furnace
 - Water heater
 - ▲ Cooling
 - Roof top
- ^ **End-use**
 - ▲ Building envelope
 - Zone 1 - Admin Office
 - Zone 2 - Main Garage
 - Zone 4 - Mezz 2 (north)
 - Zone 3 - Mezz 1 (west)
 - Concrete Block Construction
 - ▲ Ventilation
 - Rooftop Outside Air
- ^ **Optimize supply**
- ^ **Summary**
 - Include measure?
 - Comparison

Options

eLearning ▶

Fuels

Fuel type	Natural gas - GJ	+
Fuel rate - unit	\$/GJ	
Fuel rate	21.22	\$

Heating value & fuel rate


Electricity

Type	Electricity rate - annual	
Description	Electricity - kWh	▼
Rate - unit	\$/kWh	▼
Rate - annual	0.1161	\$ ⚡


Commercial/Institutional - Services

- ^ Fuels & schedules
 - Electricity and fuels
 - Schedules
- ^ Equipment
 - Heating
 - Roof top - duct coils - baseboards
 - Furnace
 - Water heater
 - Cooling
 - Roof top
- ^ End-use
 - Building envelope
 - Zone 1 - Admin Office
 - Zone 2 - Main Garage
 - Zone 4 - Mezz 2 (north)
 - Zone 3 - Mezz 1 (west)
 - Concrete Block Construction
 - Ventilation
 - Rooftop Outside Air
- ^ Optimize supply
- ^ Summary
 - Include measure?
 - Comparison

Options



eLearning



RETScreen
Connect

Schedules

Description		24/7	Admin	Garage	
Occupied					
Temperature - space heating	°C ▾	21	21	18	
Temperature - space cooling	°C ▾	23	23	30	
Unoccupied					
Temperature - space heating	°C ▾		18	18	
Temperature - space cooling	°C ▾		26	30	
Occupancy rate - daily					
Monday	h/d	24	10	24	
Tuesday	h/d	24	10	24	
Wednesday	h/d	24	10	24	
Thursday	h/d	24	10	24	
Friday	h/d	24	10	24	
Saturday	h/d	24	0	24	
Sunday	h/d	24	0	24	
Occupancy rate - annual	h/yr	8,760	2,607	8,760	
	%	100%	29.8%	100%	
Heating/cooling changeover temperature					
Heating/cooling changeover temperature	°C ▾	15			
Length of heating season	d	254			
Length of cooling season	d	111			

Commercial/Institutional - Services

- ⬅️ **Fuels & schedules**
 - 🌿 Electricity and fuels
 - 📅 Schedules
- ⬅️ **Equipment**
 - 🔥 Heating
 - Roof top - duct coils - baseboards
 - Furnace
 - Water heater
 - ❄️ Cooling
 - Roof top
- ⬅️ **End-use**
 - 🏠 Building envelope
 - Zone 1 - Admin Office
 - Zone 2 - Main Garage
 - Zone 4 - Mezz 2 (north)
 - Zone 3 - Mezz 1 (west)
 - 🏗️ Concrete Block Construction
 - 👤 Ventilation
 - Rooftop Outside Air
- ⬅️ **Optimize supply**
- ⬅️ **Summary**
 - 📄 Include measure?
 - 🌿 Comparison

Heating system

Description

Note

Method

Single fuel Multiple fuels

Options

eLearning RETScreen Connect

Heating system		Base case	Proposed case
Technology		<input type="text" value="Heating system"/>	<input type="text" value="Heating system"/>
Fuel type		<input type="text" value="Electricity"/>	<input type="text" value="Electricity"/>
Fuel rate	\$/kWh	0.116	0.116
<input type="checkbox"/> Heating equipment			
Seasonal efficiency	%	100%	100%
Incremental initial costs	\$		<input type="text" value=""/>
Incremental O&M savings	\$		<input type="text" value=""/>

Commercial/Institutional - Services

- ⬅️ **Fuels & schedules**
 - 🌱 Electricity and fuels
 - 📅 Schedules
- ⬅️ **Equipment**
 - 🔥 Heating
 - 🏠 Roof top - duct coils - baseboards
 - 🔥 Furnace
 - 💧 Water heater
 - ❄️ Cooling
 - 🏠 Roof top
- ⬅️ **End-use**
 - 🏠 Building envelope
 - 🏠 Zone 1 - Admin Office
 - 🏠 Zone 2 - Main Garage
 - 🏠 Zone 4 - Mezz 2 (north)
 - 🏠 Zone 3 - Mezz 1 (west)
 - 🏠 Concete Block Construction
 - 👤 Ventilation
 - 🏠 Rooftop Outside Air
- ⬅️ **Optimize supply**
- ⬅️ **Summary**
 - 📄 Include measure?
 - 🌱 Comparison

Heating system

Description

Note

Method

Single fuel Multiple fuels

Options

eLearning RETScreen Connect

		Base case	Proposed case	
Heating system		Furnace	Furnace	
Technology		Furnace	Furnace	
Fuel type		Natural gas - GJ	Natural gas - GJ	
Fuel rate	\$/GJ	21.22	21.22	\$/GJ
<input type="checkbox"/> Heating equipment				
Seasonal efficiency	%	90%	90%	
Incremental initial costs	\$			
Incremental O&M savings	\$			

Commercial/Institutional - Services

- ⬅️ **Fuels & schedules**
 - 🌿 Electricity and fuels
 - 📅 Schedules
- ⬅️ **Equipment**
 - 🔥 Heating
 - 🏠 Roof top - duct coils - baseboards
 - 🔥 Furnace
 - 🔧 Water heater
 - ❄️ Cooling
 - 🏠 Roof top
- ⬅️ **End-use**
 - 🏠 Building envelope
 - 🏢 Zone 1 - Admin Office
 - 🏠 Zone 2 - Main Garage
 - 🏠 Zone 4 - Mezz 2 (north)
 - 🏠 Zone 3 - Mezz 1 (west)
 - 🏠 Concete Block Construction
 - 👤 Ventilation
 - 🏠 Rooftop Outside Air
- ⬅️ **Optimize supply**
- ⬅️ **Summary**
 - 📄 Include measure?
 - 🌿 Comparison

Heating system

Description

Note

Method

Single fuel Multiple fuels

Options

eLearning RETScreen Connect

Heating system		Base case	Proposed case
Technology		<input type="text" value="Water heater"/>	<input type="text" value="Water heater"/>
Fuel type		<input type="text" value="Electricity"/>	<input type="text" value="Electricity"/>
Fuel rate	\$/kWh	0.116	0.116
<input type="checkbox"/> Heating equipment			
Seasonal efficiency	%	90%	90%
Incremental initial costs	\$		
Incremental O&M savings	\$		

Commercial/Institutional - Services


- Fuels & schedules
 - Electricity and fuels
 - Schedules
- Equipment
 - Heating
 - Roof top - duct coils - baseboards
 - Furnace
 - Water heater
 - Cooling
 - Roof top
- End-use
 - Building envelope
 - Zone 1 - Admin Office
 - Zone 2 - Main Garage
 - Zone 4 - Mezz 2 (north)
 - Zone 3 - Mezz 1 (west)
 - Concrete Block Construction
 - Ventilation
 - Rooftop Outside Air
- Optimize supply
- Summary
 - Include measure?
 - Comparison


Cooling system

Description

Note

Options

 eLearning

 RETScreen Connect

Cooling system

	Base case	Proposed case	
Technology	<input type="text" value="Cooling system"/>	<input type="text" value="Cooling system"/>	
Fuel type	<input type="text" value="Electricity"/>	<input type="text" value="Electricity"/>	
Fuel rate	0.12	0.12	\$/kWh
<input type="checkbox"/> Cooling equipment			
Coefficient of performance - seasonal	<input type="text" value="3"/>	<input type="text" value="3"/>	kW/kW
Incremental initial costs			\$
Incremental O&M savings			\$
<input type="checkbox"/> Refrigerant - Optional			

Commercial/Institutional - Services



- ⊖ Fuels & schedules
 - Electricity and fuels
 - Schedules
- ⊖ Equipment
 - Heating
 - Roof top - duct coils - baseboards
 - Furnace
 - Water heater
 - Cooling
 - Roof top
- ⊖ End-use
 - Building envelope
 - Zone 1 - Admin Office
 - Zone 2 - Main Garage
 - Zone 4 - Mezz 2 (north)
 - Zone 3 - Mezz 1 (west)
 - Concrete Block Construction
 - Ventilation
 - Rooftop Outside Air
- ⊖ Optimize supply
- ⊖ Summary
 - Include measure?
 - Comparison

Building envelope

Description

Note

Options

Building envelope

	Base case	Proposed case
Building north	100	100
Schedule	Admin	Admin
Incremental initial costs	\$	

	North				East				South				West			
<input checked="" type="checkbox"/> Walls																
Area	576				0				576				896			
Net area	555				0				493				848			
R-value	10				10				10				10			
Incremental initial costs	\$															

<input checked="" type="checkbox"/> Windows																
Area	48				48				48				48			
R-value	1.5				1.5				1.5				1.5			
Solar heat gain coefficient																
Incremental initial costs	\$															

Solar shading - season of use

<input checked="" type="checkbox"/> Doors																
Area	21				35				21				35			
U-value	2				2				2				2			
Incremental initial costs	\$															

<input checked="" type="checkbox"/> Roof																
Area	2,016								2,016							
R-value	20								20							
Incremental initial costs	\$															

Skylight

Floor

Wall - below-grade

Floor - below-grade

Exposed perimeter	128								128							
Description	Insulated / on-grade								Insulated / on-grade							
R-value	9.1585								9.1585							
Incremental initial costs	\$															

Natural air infiltration

Method	Calculated															
Walls	Tight								Tight							
Window	Tight								Tight							
Doors	Tight								Tight							
Natural air infiltration	27.3								27.3							
Incremental initial costs	\$															

Incremental initial costs - total	\$ 0																
Incremental O&M savings	\$																
Number of building envelope units	1								1								
System selection	Heating & cooling																
Heating system	Roof top - duct coils - baseboards																
Heating	17,692 kWh								17,692 kWh								0
Cooling system	Roof top																0
Cooling	1,292 kWh								1,292 kWh								0
																	0%

Energy saved

0

0%

0

0%

Commercial/Institutional - Services

- ⊖ Fuels & schedules
 - Electricity and fuels
 - Schedules
- ⊖ Equipment
 - Heating
 - Roof top - duct coils - baseboards
 - Furnace
 - Water heater
 - Cooling
 - Roof top
- ⊖ End-use
 - Building envelope
 - Zone 1 - Admin Office
 - Zone 2 - Main Garage
 - Zone 4 - Mezz 2 (north)
 - Zone 3 - Mezz 1 (west)
 - Concrete Block Construction
 - Ventilation
 - Roof top Outside Air
- ⊖ Optimize supply
- ⊖ Summary
 - Include measure?
 - Comparison

Building envelope

Description

Note

Options

		Base case				Proposed case				
Building north		100				100				
Schedule		Garage				Garage				
Incremental initial costs		\$								
		North	East	South	West	North	East	South	West	
<input checked="" type="checkbox"/> Walls	Area	ft ²	1,240	2,500	2,500	507	1,240	2,500	2,500	507
	Net area	ft ²	1,016	2,500	1,380	489	1,016	2,500	1,380	489
	R-value	ft ² - °F/(Btu/h)	2.1136	2.1136	2.1136	2.1136	15	15	15	15
	Incremental initial costs	\$					200,000			
<input checked="" type="checkbox"/> Windows	Area	ft ²				18				18
	R-value	ft ² - °F/(Btu/h)				1.5				1.5
	Solar heat gain coefficient									
	Incremental initial costs	\$								
<input type="checkbox"/> Solar shading - season of use										
<input checked="" type="checkbox"/> Doors	Area	ft ²	224		1,120		224		1,120	
	R-value	ft ² - °F/(Btu/h)	2		2		2		2	
	Incremental initial costs	\$								
<input checked="" type="checkbox"/> Roof	Area	m ²	724.6437			724.6437				
	R-value	ft ² - °F/(Btu/h)	20			41				
	Incremental initial costs	\$				102,500				
<input type="checkbox"/> Skylight										
<input type="checkbox"/> Floor										
<input type="checkbox"/> Wall - below-grade										
<input checked="" type="checkbox"/> Floor - below-grade	Exposed perimeter	ft	300			300				
	Description		Uninsulated / on-grade			Uninsulated / on-grade				
	R-value	ft ² - °F/(Btu/h)	7.8865			7.8865				
	Incremental initial costs	\$								
Natural air infiltration										
	Method		User-defined							
	Natural air infiltration	L/s	1,200			1,200				
	Incremental initial costs	\$								
Incremental initial costs - total		\$				302,500				
Incremental O&M savings		\$								
Number of building envelope units			1			1				
System selection			Heating			Heating				
Heating system			Furnace			Furnace				
Heating		GJ	781			491			290	
									37.1%	

Energy saved
290
37.1%

Commercial/Institutional - Services

- Fuels & schedules**
 - Electricity and fuels
 - Schedules
- Equipment**
 - Heating
 - Roof top - duct coils - baseboards
 - Furnace
 - Water heater
 - Cooling
 - Roof top
- End-use**
 - Building envelope
 - Zone 1 - Admin Office
 - Zone 2 - Main Garage
 - Zone 4 - Mezz 2 (north)
 - Zone 3 - Mezz 1 (west)
 - Concrete Block Construction
 - Ventilation
 - Rooftop Outside Air
- Optimize supply**
- Summary**
 - Include measure?
 - Comparison

Building envelope

Description

Note

Options

eLearning

RETScreen Connect

Building envelope

	Base case	Proposed case
Building north	<input type="text" value="100"/>	<input type="text" value="100"/>
Schedule	<input type="text" value="Garage"/>	<input type="text" value="Garage"/>
Incremental initial costs	\$	

	North	East	South	West	North	East	South	West
<input checked="" type="checkbox"/> Walls								
Area	<input type="text" value="240"/>			<input type="text" value="468"/>	<input type="text" value="240"/>			<input type="text" value="468"/>
Net area	<input type="text" value="240"/>	<input type="text" value="0"/>	<input type="text" value="0"/>	<input type="text" value="420"/>	<input type="text" value="240"/>	<input type="text" value="0"/>	<input type="text" value="0"/>	<input type="text" value="420"/>
R-value	<input type="text" value="5"/>	<input type="text" value=""/>	<input type="text" value=""/>	<input type="text" value="5"/>	<input type="text" value="5"/>	<input type="text" value=""/>	<input type="text" value=""/>	<input type="text" value="5"/>
Incremental initial costs	<input type="text" value="\$"/>							

<input checked="" type="checkbox"/> Windows								
Area	<input type="text" value=""/>	<input type="text" value=""/>	<input type="text" value=""/>	<input type="text" value="48"/>	<input type="text" value=""/>	<input type="text" value=""/>	<input type="text" value=""/>	<input type="text" value="48"/>
R-value	<input type="text" value=""/>	<input type="text" value=""/>	<input type="text" value=""/>	<input type="text" value="1.5"/>	<input type="text" value=""/>	<input type="text" value=""/>	<input type="text" value=""/>	<input type="text" value="1.5"/>
Solar heat gain coefficient	<input type="text" value=""/>	<input type="text" value=""/>	<input type="text" value=""/>	<input type="text" value=""/>	<input type="text" value=""/>	<input type="text" value=""/>	<input type="text" value=""/>	<input type="text" value=""/>
Incremental initial costs	<input type="text" value="\$"/>							

Solar shading - season of use

Doors

<input checked="" type="checkbox"/> Roof								
Area	<input type="text" value=""/>	<input type="text" value="780"/>	<input type="text" value=""/>	<input type="text" value=""/>	<input type="text" value="780"/>	<input type="text" value=""/>	<input type="text" value=""/>	<input type="text" value=""/>
R-value	<input type="text" value=""/>	<input type="text" value="20"/>	<input type="text" value=""/>	<input type="text" value=""/>	<input type="text" value="20"/>	<input type="text" value=""/>	<input type="text" value=""/>	<input type="text" value=""/>
Incremental initial costs	<input type="text" value="\$"/>							

Skylight

Floor

Wall - below-grade

Floor - below-grade

Natural air infiltration		Calculated	
Method		<input type="text" value="Medium"/>	<input type="text" value="Medium"/>
Walls		<input type="text" value="Medium"/>	<input type="text" value="Medium"/>
Window		<input type="text" value="Medium"/>	<input type="text" value="Medium"/>
Doors		<input type="text" value="Medium"/>	<input type="text" value="Medium"/>
Natural air infiltration	<input type="text" value="L/s"/>	<input type="text" value="35.1"/>	<input type="text" value="35.1"/>
Incremental initial costs	<input type="text" value="\$"/>		

Incremental initial costs - total	\$		<input type="text" value="0"/>
Incremental O&M savings	\$		
Number of building envelope units		<input type="text" value="1"/>	<input type="text" value="1"/>
System selection		<input type="text" value="Heating"/>	<input type="text" value="Heating"/>
Heating system		<input type="text" value="Roof top - duct coils - baseboards"/>	<input type="text" value="Roof top - duct coils - baseboards"/>
Heating	<input type="text" value="kWh"/>	<input type="text" value="9,496"/>	<input type="text" value="9,496"/>

Energy saved

0
0%

Commercial/Institutional - Services

- ⊖ Fuels & schedules
 - Electricity and fuels
 - Schedules
- ⊖ Equipment
 - Heating
 - Roof top - duct coils - baseboards
 - Furnace
 - Water heater
 - Cooling
 - Roof top
- ⊖ End-use
 - Building envelope
 - Zone 1 - Admin Office
 - Zone 2 - Main Garage
 - Zone 4 - Mezz 2 (north)
 - Zone 3 - Mezz 1 (west)
 - Concrete Block Construction
 - Ventilation
 - Roof top Outside Air
- ⊖ Optimize supply
- ⊖ Summary
 - Include measure?
 - Comparison

Building envelope

Description

Note

Options

Building envelope

	Base case	Proposed case
Building north	<input type="text" value="100"/>	<input type="text" value="100"/>
Schedule	<input type="text" value="Garage"/>	<input type="text" value="Garage"/>
Incremental initial costs	<input type="text" value="\$"/>	<input type="text"/>

		North	East	South	West	North	East	South	West
<input checked="" type="checkbox"/> Walls	Area	<input type="text" value="168"/>	<input type="text" value="0"/>	<input type="text" value="168"/>	<input type="text" value="372"/>	<input type="text" value="168"/>	<input type="text" value="0"/>	<input type="text" value="168"/>	<input type="text" value="372"/>
	Net area	<input type="text" value="168"/>	<input type="text" value="0"/>	<input type="text" value="168"/>	<input type="text" value="372"/>	<input type="text" value="168"/>	<input type="text" value="0"/>	<input type="text" value="168"/>	<input type="text" value="372"/>
	R-value	<input type="text" value="5"/>	<input type="text" value="5"/>	<input type="text" value="5"/>	<input type="text" value="5"/>	<input type="text" value="5"/>	<input type="text" value="5"/>	<input type="text" value="5"/>	<input type="text" value="5"/>
	Incremental initial costs	<input type="text" value="\$"/>	<input type="text"/>	<input type="text"/>	<input type="text"/>	<input type="text"/>	<input type="text"/>	<input type="text"/>	<input type="text"/>

Windows

Doors

Roof

Area	<input type="text" value="490"/>	<input type="text" value="490"/>
R-value	<input type="text" value="20"/>	<input type="text" value="20"/>
Incremental initial costs	<input type="text" value="\$"/>	<input type="text"/>

Skylight

Floor

Wall - below-grade

Floor - below-grade

Natural air infiltration

Method

Walls	<input type="text" value="Medium"/>	<input type="text" value="Medium"/>
Window	<input type="text" value="Medium"/>	<input type="text" value="Medium"/>
Doors	<input type="text" value="Medium"/>	<input type="text" value="Medium"/>
Natural air infiltration	<input type="text" value="32.9"/>	<input type="text" value="32.9"/>
Incremental initial costs	<input type="text" value="\$"/>	<input type="text"/>

Incremental initial costs - total	<input type="text" value="\$"/>	<input type="text" value="0"/>
Incremental O&M savings	<input type="text" value="\$"/>	<input type="text"/>
Number of building envelope units	<input type="text" value="1"/>	<input type="text" value="1"/>
System selection	<input type="text" value="Heating"/>	<input type="text" value="Heating"/>
Heating system	<input type="text" value="Roof top - duct coils - baseboards"/>	<input type="text" value="Roof top - duct coils - baseboards"/>
Heating	<input type="text" value="8,084 kWh"/>	<input type="text" value="8,084 kWh"/>

Energy saved

0
0%

Commercial/Institutional - Services

- ⬆️ **Fuels & schedules**
 - 🌿 Electricity and fuels
 - 📅 Schedules
- ⬆️ **Equipment**
 - 🔥 Heating
 - Roof top - duct coils - baseboards
 - Furnace
 - Water heater
 - ❄️ Cooling
 - Roof top
- ⬆️ **End-use**
 - 🏠 Building envelope
 - Zone 1 - Admin Office
 - Zone 2 - Main Garage
 - Zone 4 - Mezz 2 (north)
 - Zone 3 - Mezz 1 (west)
 - 🔗 Concrete Block Construction
 - 🌬️ Ventilation
 - Rooftop Outside Air
- ⬆️ **Optimize supply**
- ⬆️ **Summary**
 - 📄 Include measure?
 - 🌿 Comparison

Building envelope properties

Description

Note

Building envelope properties

Type

Units R-value

Description	Layer	Thickness mm	Conductivity W/m - °C	Resistance m² - °C/W
Exterior film coefficient				
<input type="text" value="Concrete block"/>	1	200	0.900	0.222
Interior film coefficient				
				0.120
R-value - nominal			m² - °C/W	0.372
U-value - nominal			(W/m²)/°C	2.687
Description	Layer	Frame	Area %	R-value - decrease m² - °C/W
Concrete block	1	<input type="text" value="—"/>	<input type="text"/>	
Other envelope penetrations				
<input type="text" value="—"/>		<input type="text" value="—"/>	<input type="text"/>	
R-value - effective			m² - °C/W	0.372
U-value - effective			(W/m²)/°C	2.687

Commercial/Institutional - Services

Fuels & schedules

- Electricity and fuels
- Schedules

Equipment

- Heating
 - Roof top - duct coils - baseboards
 - Furnace
 - Water heater
- Cooling
 - Roof top

End-use

- Building envelope
 - Zone 1 - Admin Office
 - Zone 2 - Main Garage
 - Zone 4 - Mezz 2 (north)
 - Zone 3 - Mezz 1 (west)
 - Concrete Block Construction
- Ventilation
 - Rooftop Outside Air

Optimize supply

Summary

- Include measure?
- Comparison

Ventilation

Description: Rooftop Outside Air

Note:

Method 1

Method 2

Options

eLearning

 RETScreen Connect

		Base case	Proposed case	Energy saved
Ventilation - Method 1				
Schedule		Admin	Admin	
Flow	cfm	2,000	2,000	
Fresh air	%	20%	20%	
System reheat		Yes	Yes	
System selection		Heating & cooling	Heating & cooling	
Fan control		Schedule	Schedule	
Ventilation control		Schedule	Schedule	
Intake air damper leakage		Medium	Medium	
Heat recovery efficiency	%			
Costing method			Level 1	
Incremental initial costs	\$			\$
Incremental O&M savings	\$			
Number of ventilation units		1	1	
Heating system		Roof top - duct coils - baseboards	Roof top - duct coils - baseboards	
Heating	kWh	6,414	6,414	0
				0%
Cooling system		Roof top	Roof top	
Cooling	kWh	746	746	0
				0%

Commercial/Institutional - Services

- Fuels & schedules**
 - Electricity and fuels
 - Schedules
- Equipment**
 - Heating
 - Roof top - duct coils - baseboards
 - Furnace
 - Water heater
 - Cooling
 - Roof top
- End-use**
 - Zone 4 - Mezz 2 (nortn)
 - Zone 3 - Mezz 1 (west)
 - Concrete Block Construction
 - Ventilation
 - Rooftop Outside Air
 - Lights
 - Lights
 - Electrical equipment
 - Electrical equipment
- Optimize supply**
- Summary**
 - Include measure?
 - Comparison

Lights

Description

Note

Level

Options

Lights - Level 1

	Base case	Proposed case	Energy saved
Floor area	<input type="text" value="1"/> m ²	<input type="text" value="1"/>	
Lighting load per unit area	<input type="text" value="36,430,000"/> W/m ²	<input type="text" value="16,598,000"/>	
Operating hours	<input type="text" value="1"/> h/yr	<input type="text" value="1"/>	
Incremental initial costs	<input type="text" value="\$"/>	<input type="text" value="35,954"/>	<input type="button" value="\$"/>
Incremental O&M savings	<input type="text" value="\$"/>	<input type="text" value="\$"/>	
Number of units	<input type="text" value="1"/>	<input type="text" value="1"/>	
Electricity	<input type="text" value="36,430"/> kWh	<input type="text" value="16,598"/>	<input type="text" value="19,832"/> 54.4%

Impact

Space cooling impact

Space heating impact

Commercial/Institutional - Services


- Fuels & schedules**
 - Electricity and fuels
 - Schedules
- Equipment**
 - Heating
 - Roof top - duct coils - baseboards
 - Furnace
 - Water heater
 - Cooling
 - Roof top
- End-use**
 - Zone 3 - Mezz 1 (west)
 - Concrete Block Construction
 - Ventilation
 - Rooftop Outside Air
 - Lights
 - Electrical equipment
 - Electrical equipment
- Optimize supply**
- Summary**
 - Include measure?
 - Comparison


Electrical equipment

Description

Note

Options

 eLearning

 RETScreen Connect

Electrical equipment

Description	Quantity	Base case			Proposed case			Incremental initial costs
		Operating hours	Electricity load	Duty cycle	Operating hours	Electricity load	Duty cycle	
		h/yr	kW	%	h/yr	kW	%	\$
User-defined	1	8,760	1.7797	100%	1	8,760	1.7797	100%
Total								0
Incremental initial costs	\$	Base case		Proposed case	Energy saved			
Incremental O&M savings	\$			0				
Electricity	kWh	15,590		15,590	0		0%	

Impact

Space cooling impact 

Space heating impact 

- Fuels & schedules
 - Electricity and fuels
 - Schedules
- Equipment
 - Heating
 - Roof top - duct coils - baseboards
 - Furnace
 - Water heater
 - Cooling
 - Roof top
- End-use
 - Lights
 - Lights
 - Electrical equipment
 - Electrical equipment
 - Hot water
 - Hot water
 - Fans
 - Fans
 - Compressed air
- Optimize supply
- Summary
 - Include measure?
 - Comparison

Hot water

Description

Note

Method

Method 1
 Method 2
 Swimming pool

Options

eLearning
 RETScreen Connect

Hot water - Method 1

	Base case	Proposed case	Energy saved
<input checked="" type="checkbox"/> Load type - calculator			
Number of units	House		
Occupant	20		
Occupancy rate	80%		
Daily hot water use - estimated	960		
Hot water use	L/d	60.8	60.8
Temperature	°C	60	60
Supply temperature method	Formula		
Water temperature - minimum	°C	1.3	
Water temperature - maximum	°C	10.1	
Operating hours	h/d	10	10
Heat recovery efficiency	%	0%	0%
<input type="checkbox"/> Percent of month used			
Incremental initial costs	\$		
Incremental initial costs - other	\$		
Incremental initial costs - total	\$	0	
Incremental O&M savings	\$		
Heating system		Water heater	Water heater
Heating	kWh	583	583
			0
			0%

Commercial/Institutional - Services


- ⤴ **Fuels & schedules**
 - 🔌 Electricity and fuels
 - 📅 Schedules
- ⤴ **Equipment**
 - 🔥 Heating
 - 🏠 Roof top - duct coils - baseboards
 - 🔥 Furnace
 - 💧 Water heater
 - ❄️ Cooling
 - 🏠 Roof top
- ⤴ **End-use**
 - 💡 Lights
 - 💡 Lights
 - 🖨️ Electrical equipment
 - 🖨️ Electrical equipment
 - 🚿 Hot water
 - 🚿 Hot water
 - 🌀 Fans
 - 🌀 Fans
 - 🏠 Compressed air
- ⤴ **Optimize supply**
- ⤴ **Summary**
 - 📄 Include measure?
 - 🔄 Comparison


Fans



Description

Note

Options

 eLearning

 RETScreen Connect

Fans		Base case	Proposed case	Energy saved
Motor		Standard efficiency	Standard efficiency	
Type		1.87	1.87	
Capacity	kW			
Efficiency - full load	%	84.3%	84.3%	
Manufacturer				
Model				
Load factor	%	70%	70%	
Efficiency - operating conditions	%	83.4%	83.4%	
Motor shaft power load	kW	1.3	1.3	
Fan		Forward curved fan	Forward curved fan	
Type				
Efficiency	%	75%	75%	
Fan load - full flow	kW	0.98	0.98	
Flow type		Constant	Constant	
Operating hours	h/w	50	50	
Costing method			Level 1	
Incremental initial costs	\$			
Incremental O&M savings	\$			
Number of fans		1	1	
Electricity	kWh	4,050	4,050	0 0%

Impact

Space cooling impact  100%

Space heating impact  100%

Commercial/Institutional - Services

- ^ Fuels & schedules
 - Electricity and fuels
 - Schedules
- ^ Equipment
 - Heating
 - Roof top - duct coils - baseboards
 - Furnace
 - Water heater
 - Cooling
 - Roof top
- ^ End-use
 - Electrical equipment
 - Electrical equipment
 - Hot water
 - Hot water
 - Fans
 - Fans
 - Compressed air
 - Compressed air
- ^ Optimize supply
- ^ Summary
 - Include measure?
 - Comparison

Compressed air

Description




Note

Options

 eLearning

 RETScreen Connect

Compressed air

		Base case	Proposed case	Energy saved
Compressor				
Type		Rotary screw	Rotary screw	
Capacity	<input type="text" value="cfm"/>	35	35	
Stages		1	1	
System pressure	<input type="text" value="psig"/>	150	150	
Friction losses	%	15%	15%	
Motor				
Type		Standard efficiency	Standard efficiency	
Suggested capacity	<input type="text" value="kW"/>	6.4	6.4	
Capacity	kW 	7.46	7.46	
Efficiency - full load	%	87.4%	87.4%	
Manufacturer				
Model				
Air intake location		Indoor	Indoor	
Capacity control		On/off	On/off	
Average useful air demand	cfm	5	5	
Average air leakage	cfm	2	2	
Leakage rate	%	5.7%	5.7%	
Load factor	%	20%	20%	
Hours of useful air demand	<input type="text" value="h/w"/>	2	2	
Operating hours	<input type="text" value="h/d"/>	24	24	
Incremental initial costs	<input type="text" value="\$"/>			
Incremental O&M savings	\$			
Number of compressors		1	1	
Electricity	<input type="text" value="kWh"/>	4,448	4,448	0 0%

Impact

Space cooling impact 

Space heating impact 

Commercial/Institutional - Services		Heating	Cooling	Electricity	Incremental initial costs	Fuel cost savings	Incremental O&M savings	Simple payback	Include measure?
		kWh	kWh	kWh	\$	\$	\$	yr	<input type="checkbox"/>
Fuels & schedules									
Electricity and fuels									
Schedules									
Equipment									
Heating									
Roof top - duct coils - baseboards		0			0	0	0		<input type="checkbox"/>
Furnace		0			0	0	0		<input type="checkbox"/>
Water heater		0			0	0	0		<input type="checkbox"/>
Cooling									
Roof top			0		0	0	0		<input type="checkbox"/>
Building envelope									
Zone 1 - Admin Office		513	0		0	59.5	0		<input type="checkbox"/>
Zone 2 - Main Garage		88,106			302,500	6,731	0	44.9	<input checked="" type="checkbox"/>
Zone 4 - Mezz 2 (north)		275			0	32	0		<input type="checkbox"/>
Zone 3 - Mezz 1 (west)		234			0	27.2	0		<input type="checkbox"/>
Ventilation									
Rooftop Outside Air		186	0		0	21.6	0		<input type="checkbox"/>
Lights									
Lights				0	0	0	0		<input type="checkbox"/>
Electrical equipment									
Electrical equipment				0	0	0	0		<input type="checkbox"/>
Hot water									
Hot water		0			0	0	0		<input type="checkbox"/>
Fans									
Fans				0	0	0	0		<input type="checkbox"/>
Compressed air									
Compressed air				0	0	0	0		<input type="checkbox"/>
Optimize supply									
Summary									
Include measure?									
Comparison									
Total		89,315	0	0	302,500	6,871	0	44.0	

Commercial/Institutional - Services

- ^ Fuels & schedules
 - Electricity and fuels
 - Schedules
- ^ Equipment
 - Heating
 - Roof top - duct coils - baseboards
 - Furnace
 - Water heater
 - Cooling
 - Roof top
- ^ End-use
 - Electrical equipment
 - Hot water
 - Hot water
 - Fans
 - Fans
 - Compressed air
 - Compressed air
- ^ Optimize supply
- ^ Summary
 - Include measure?
 - Comparison

Summary - Electricity and fuels

Fuel type	Fuel type		Base case		Proposed case		Fuel saved
	Fuel rate	Fuel consumption - unit	Fuel consumption	Fuel cost	Fuel consumption	Fuel cost	
Natural gas	\$ 21.22	GJ	812	\$ 17,236	495	\$ 10,505	317
Electricity	\$ 0.116	kWh	102,985	\$ 11,957	101,777	\$ 11,816	1,208
Total				\$ 29,192		\$ 22,322	

Project verification

Fuel type	Fuel consumption - unit	Fuel consumption - historical	Fuel consumption - Base case	Fuel consumption - variance
Natural gas	GJ	889.15	812	-8.6%
Electricity	kWh	88,920	102,985	15.8%

Savings

	Heating	Cooling	Electricity	Total	Plan	Variance
Fuel consumption	kWh	kWh	kWh	kWh	kWh	%
Base case	265,283	2,808	60,518	328,609	335,906	-2.2%
Proposed case	175,968	2,808	60,518	239,294	285,520	-16.2%
Fuel saved	89,315	0	0	89,315	50,386	77.3%
Fuel saved - %	33.7%	0%	0%	27.2%	15%	

Benchmark

Energy unit: kWh

Reference unit: m²



Base case electricity system (Baseline)

Fuel type	Fuel mix %	CO ₂ emission factor kg/GJ	CH ₄ emission factor kg/GJ	N ₂ O emission factor kg/GJ	Electricity generation efficiency %	T&D losses %	GHG emission factor tCO ₂ /MWh
Natural gas	100.0%	49.6	0.0010	0.0009	40.8%	7.0%	0.473
Electricity mix	100.0%	130.7	0.0025	0.0024		7.0%	0.473

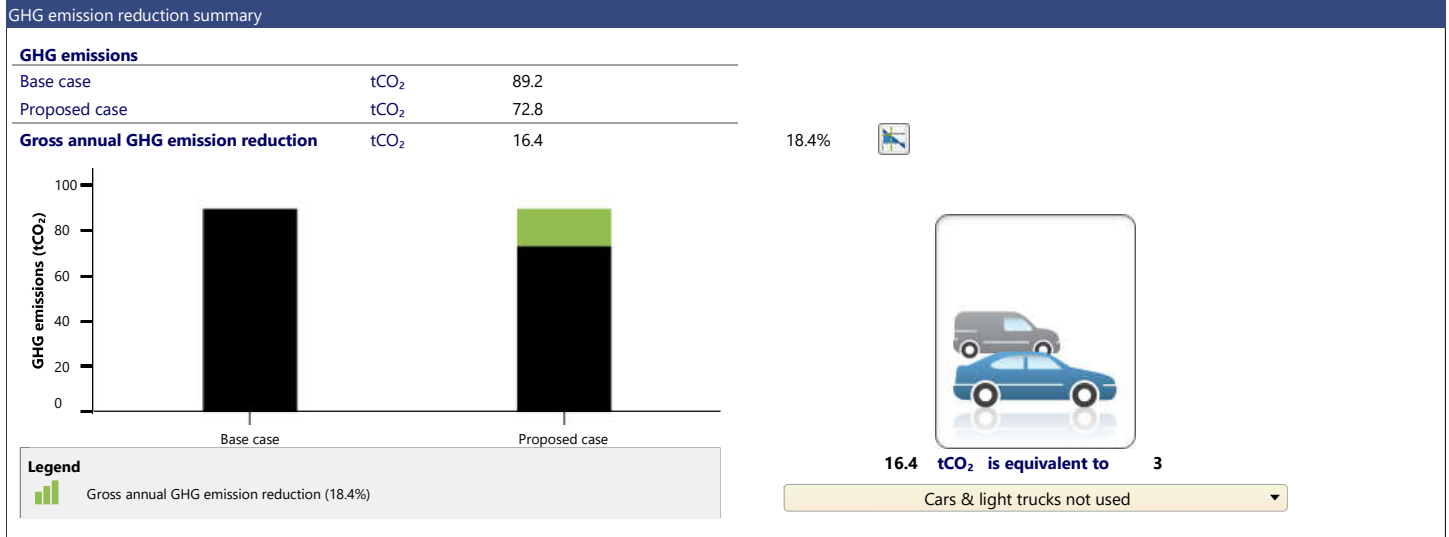
Baseline changes during project life

Base case system GHG summary (Baseline)

Fuel type	Fuel mix %	CO ₂ emission factor kg/GJ	CH ₄ emission factor kg/GJ	N ₂ O emission factor kg/GJ	Fuel consumption GJ	GHG emission factor tCO ₂ /MWh	GHG emissions tCO ₂
Electricity	31.3%	130.7	0.0025	0.0024	371	0.473	48.7
Natural gas	68.7%	49.6	0.0010	0.0009	812	0.179	40.5
Total	100.0%	75.0	0.0015	0.0014	1,183	0.271	89.2

Proposed case system GHG summary

Fuel type	Fuel mix %	CO ₂ emission factor kg/GJ	CH ₄ emission factor kg/GJ	N ₂ O emission factor kg/GJ	Fuel consumption GJ	GHG emission factor tCO ₂ /MWh	GHG emissions tCO ₂
Electricity	42.5%	130.7	0.0025	0.0024	366	0.473	48.1
Natural gas	57.5%	49.6	0.0010	0.0009	495	0.179	24.7
Total	100.0%	84.1	0.0016	0.0016	861	0.304	72.8



Carbon shadow price | GHG reduction revenue

GHG reduction credit rate: \$/tCO₂

Carbon offsets

Remaining GHG emission reduction required: tCO₂ 72.8



englobecorp.com